

## BUSINESS AND ENERGY

### Business Insights and Conditions Survey (BICS) Weighted Scotland Estimates - Data to Wave 30

27 May 2021

This is the 18th publication of weighted Scotland estimates from the ONS' BICS. These are experimental statistics, which means that they are still in development but have been released to enable their use at an early stage. All results are provisional and subject to revision.

#### Latest main findings for businesses with 10+ employees and a presence in Scotland

- In the period 3 May to 16 May 2021, the share of businesses 'currently trading' was estimated at 93.8% - up from 86.5% in the previous fortnight.
- The Accommodation & Food Services and the Arts, Entertainment & Recreation industry sectors continued to have the lowest shares of businesses 'currently trading' - estimated at 73.7% and 84.6% respectively.
- The share of the workforce on furlough leave was estimated at 11.3% in the period 19 April to 16 May 2021 – down from 16.2% in the previous period.
- The Accommodation & Food Services and Arts, Entertainment & Recreation industry sectors continued to have the highest shares of the workforce on furlough leave - estimated at 40.1% and 45.6% respectively.
- In the latest period, of businesses currently trading that have exported in the last 12 months, more than a quarter (27.8%) were exporting less than normal but 2.5% were exporting more than normal. For importing, 22.7% of relevant businesses reported importing less than normal, while 4.9% were importing more than normal.

## Introduction

The ONS' BICS is a voluntary fortnightly business survey, which captures businesses' responses on how their turnover, workforce, prices, trade and business resilience have been affected by current conditions, including the coronavirus (COVID-19) pandemic and the end of the EU transition period.

BICS stands for the Business Insights and Conditions Survey (BICS) – previous to Wave 24, the survey was called "Business Impact of Coronavirus (COVID-19) Survey". The BICS was renamed to reflect the current question set, which goes wider than the impact of the coronavirus (COVID-19).

Currently, the main [Scottish BICS results published by the Office for National Statistics](#) are unweighted which means that we can only make inferences about the businesses that have responded.<sup>1</sup> Weighting the BICS responses enables us to produce estimates for Scottish businesses more generally, not just those that have responded. The ONS has provided the Scottish Government with the BICS microdata<sup>2</sup>, which we have used to develop the weighted Scotland estimates. More information on the weighting method we have used for these early estimates and our plans for future developments is provided here: [BICS weighted Scotland estimates: data to wave 12](#).

The weighted Scotland estimates, in this publication, are for businesses with 10 or more employees. The weighted Scotland estimates are for businesses that have a presence in Scotland, as opposed to only those businesses headquartered in Scotland. Having a presence in Scotland means that the business has a local unit or site (e.g. shop, office, factory) in Scotland. In terms of the base of the estimates 9,547 businesses responded to the Wave 30 BICS UK-wide – 1,282 of these responding businesses had a presence in Scotland. Excluding the micro businesses (those with less than 10 employees) takes the base for the weighted Scotland estimates down to 1,180 responding businesses in Wave 30. The weighted Scotland estimates are derived from results collected from UK businesses for the UK as a whole, but weighted by business counts or employment in Scotland. Currently no account is being made for regional differences between business sites.

The coverage of the ONS BICS includes most sectors of the Scottish economy; however, the public sector is excluded, as is 'Section A – Agriculture, forestry & fishing', 'Section D – Electricity, gas, steam & air conditioning supply' and 'Section K – Financial & insurance activities'.

## Change to Data Tables Format

Please note that, for Wave 30, this summary has been published alongside two excel workbooks – one in the usual format where, generally, data for each individual wave is shown on individual tabs and another in a new time series format. From Wave 31 onwards, we will be publishing on the new time series format only.

---

<sup>1</sup> Note that on the 25th of May 2021 ONS published [Understanding the business impacts of local and national restrictions, UK: May 2021 - Office for National Statistics](#) – this provides an analysis of weighted data for areas within the UK (including Scotland). This latest ONS sub-national analysis is based on businesses that are single sites and so multi-site businesses are excluded. This differs to the approach taken for the Scottish Government estimates presented here which include single site and multi-site businesses, but the Scottish Government estimates are constrained to businesses with 10 or more employees.

<sup>2</sup> The BICS microdata can be accessed, by accredited researchers, via the [Secure Research Service \(SRS\)](#).

## Trading Status

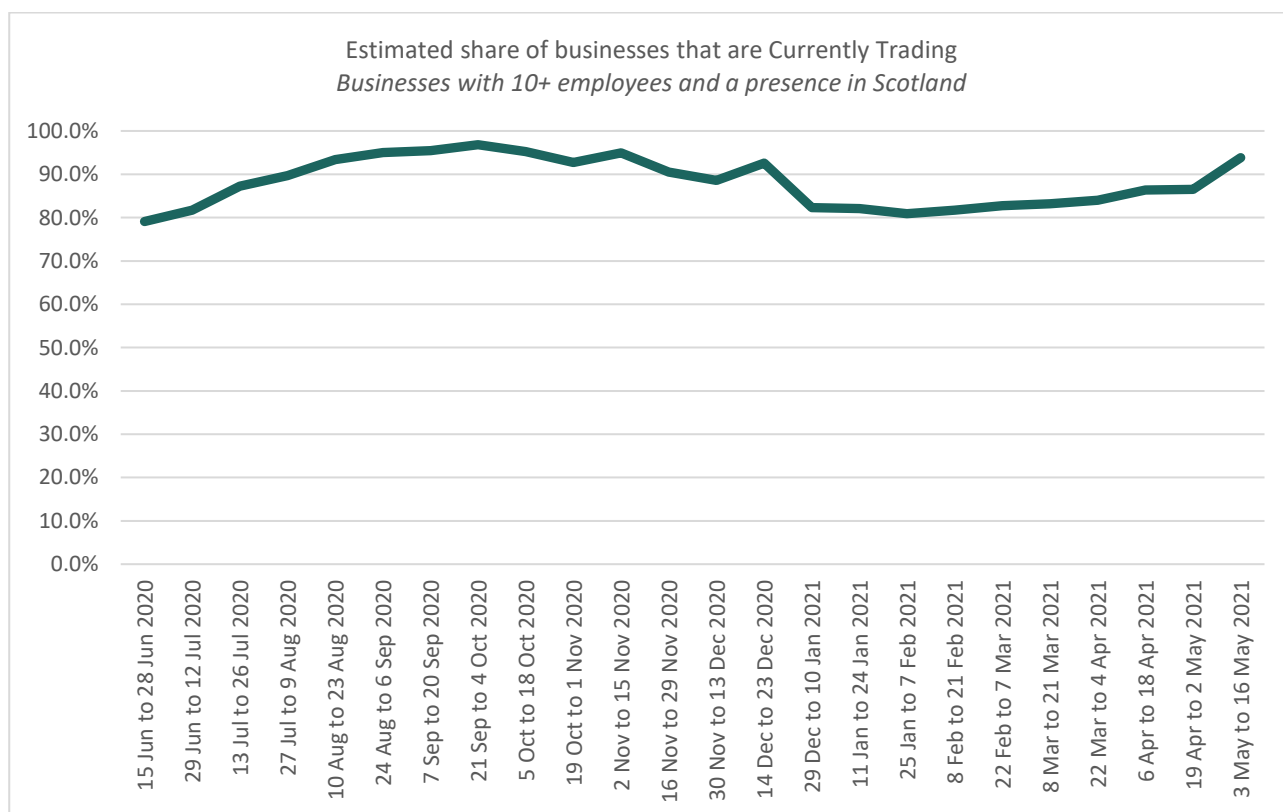
The BICS asks businesses about their trading status: the specific question<sup>3</sup> asked is shown below. Businesses were asked for their current trading status at the time of completion of the survey questionnaire (3 May to 16 May 2021 in Wave 30).

**Trading Status Question:** Which of the following statements best describes your business's trading status?

- Currently trading and has been for more than the last two weeks
- Started Trading within the last two weeks after a pause in trading
- Paused trading but intends to restart in the next two weeks
- Paused trading and does not intend to restart in the next two weeks
- Has permanently ceased trading

'Currently trading and has been for more than the last two weeks', and 'Started trading within the last two weeks after a pause in trading' have been combined to 'Currently Trading'.

Figure 1: In the period 3 May to 16 May 2021, the share of businesses 'currently trading' was estimated at 93.8% - up from 86.5% in the previous fortnight. The increase in the share of businesses trading reflects the easing of restrictions from the 26<sup>th</sup> of April.

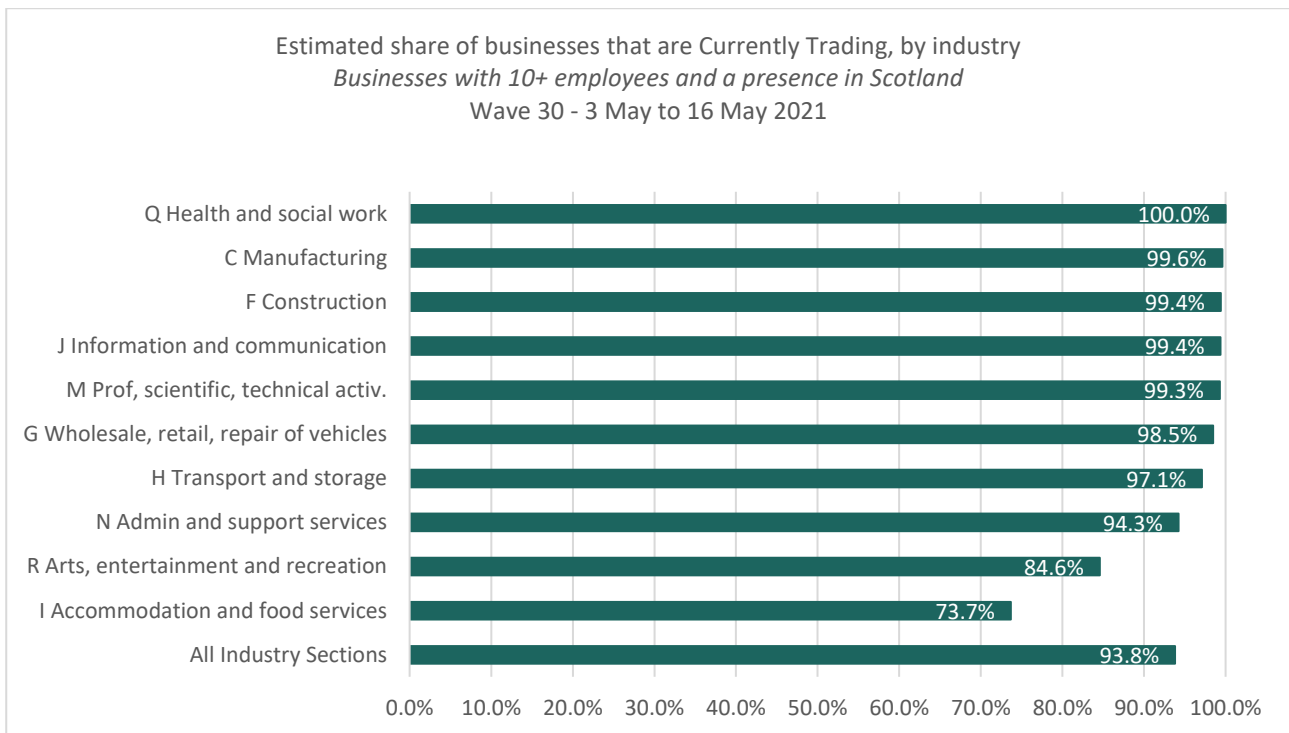


Source: Office for National Statistics – BICS – Weighted Scotland Estimates – Wave 7 to Wave 30

<sup>3</sup> The ONS publishes all the questions for each wave at:

<https://www.ons.gov.uk/peoplepopulationandcommunity/healthandsocialcare/conditionsanddiseases/articles/businessimpactofcovid19surveyquestions/previousReleases>

Figure 2: The Accommodation & Food Services and the Arts, Entertainment & Recreation industry sectors continued to have the lowest shares of businesses 'currently trading' - estimated at 73.7% and 84.6% respectively. However, compared to the previous fortnight, the share of businesses currently trading increased for both these sectors.



Source: Office for National Statistics – BICS – Weighted Scotland Estimates – Wave 30

It should be noted that those businesses not currently trading may be less likely to respond to requests to complete the survey and, therefore, that these numbers may be an overestimate.

### Workforce Status

The BICS asks businesses that have not permanently stopped trading (i.e. 'Currently Trading' or 'Paused Trading'), about the status of their workforce - the specific question asked is shown below. Note that businesses were asked about the status of their workforce in the last two weeks and so responses will be from the time of completion of the survey questionnaire (3 May to 16 May 2021 for Wave 30) with the full question reference period (looking back at the last two weeks) covering 19 April to 16 May 2021 for Wave 30.

**Workforce Status Question:** In the last two weeks, approximately what percentage of your business's workforce were:

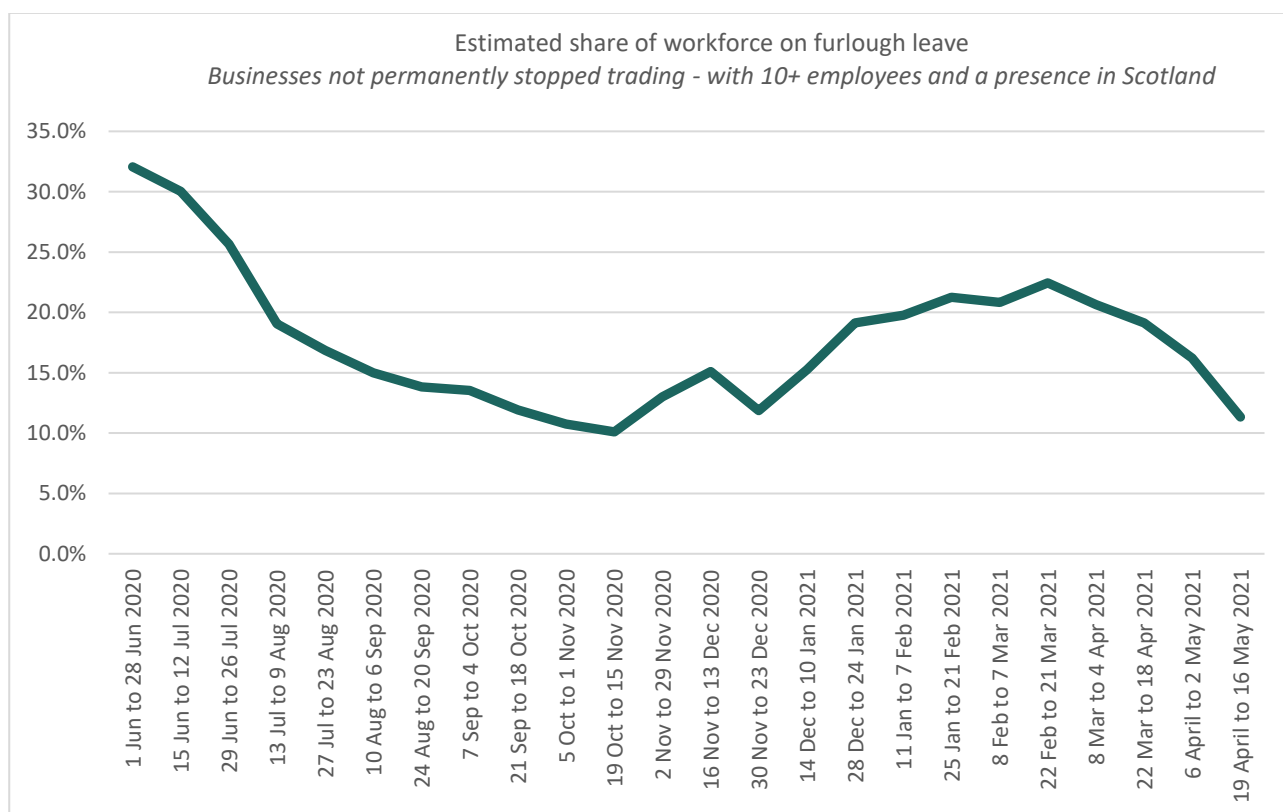
- On furlough leave
- Working at their normal place of work
- Working remotely instead of at their normal place of work
- Off sick or not working due to Covid-19, self-isolation or quarantine
- Made permanently redundant
- Other

In this report we focus on the furlough leave, but all the breakdowns are available in the detailed data tables.

There are different ways that we can analyse the furlough leave response. One way to look at it is to estimate the share of businesses that have any of their workforce on furlough leave – an estimated 50.2% of businesses that were currently trading had some share of their workforce on furlough leave in the period 19 April to 16 May 2021. This share increases to 52.5% when we widen the base out to all businesses that have not permanently stopped trading (i.e. those ‘Currently Trading’ or ‘Paused Trading’).

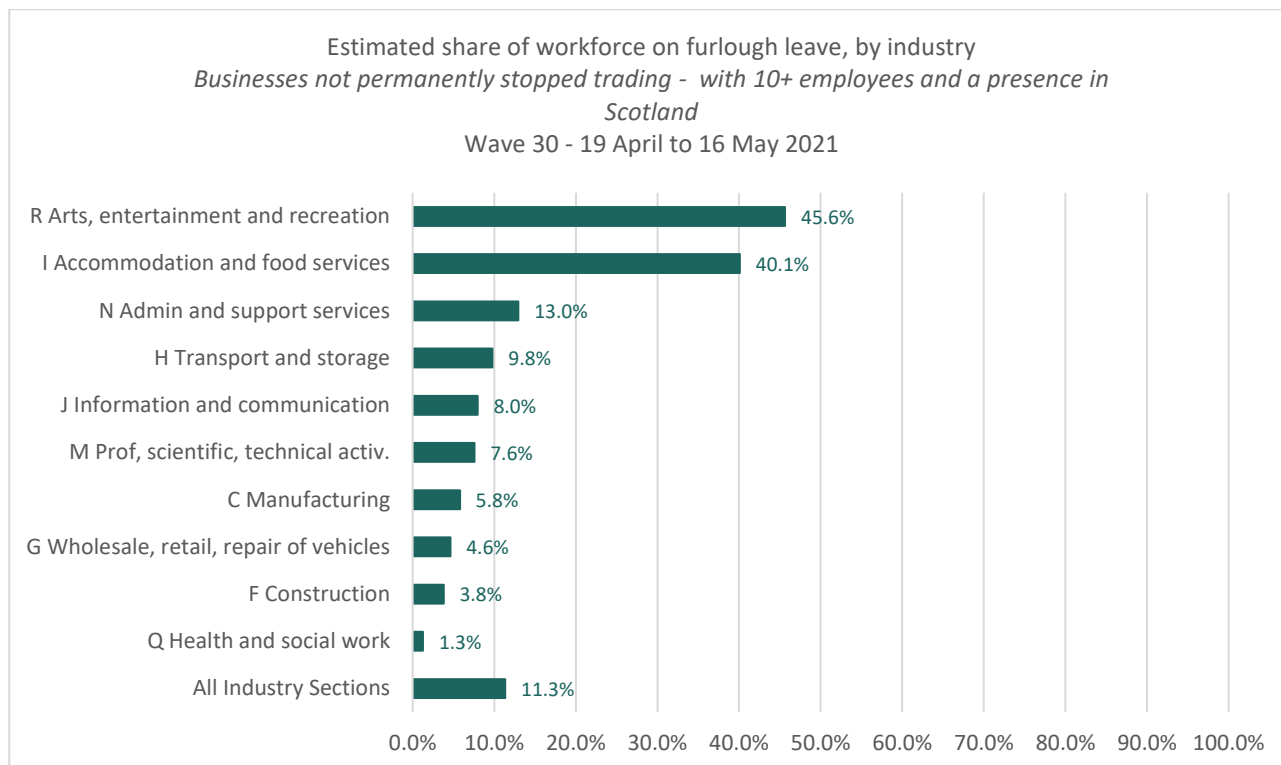
Another way to consider the workforce status question is to look at the share of the workforce that is furloughed. The workforce proportions are based on the responses provided by businesses. These are then applied to employment (in Scottish units) recorded for each reporting unit on the [Inter-Departmental Business Register \(IDBR\)](#). Then the data are weighted to ensure representativeness of the Scottish workforce in businesses with 10+ employees.

Figure 3: The share of the workforce on furlough leave was estimated at 11.3% in the period 19 April to 16 May 2021 – down from 16.2% in the previous period.



Source: Office for National Statistics – BICS – Weighted Scotland Estimates – Wave 7 to Wave 30

Figure 4: The Accommodation & Food Services and Arts, Entertainment & Recreation industry sectors continued to have the highest shares of the workforce on furlough leave - estimated at 40.1% and 45.6% respectively.



Source: Office for National Statistics – BICS – Weighted Scotland Estimates – Wave 30

## Financial Performance

The BICS asks businesses, that are currently trading, about how turnover compares to business as usual - the specific question asked is shown below. Note that businesses were asked about the status of their turnover in the last two weeks and so responses will be from the time of completion of the survey questionnaire (3 May to 16 May 2021 for Wave 30) with the full question reference period (looking back at the last two weeks) covering 19 April to 16 May 2021 for Wave 30.

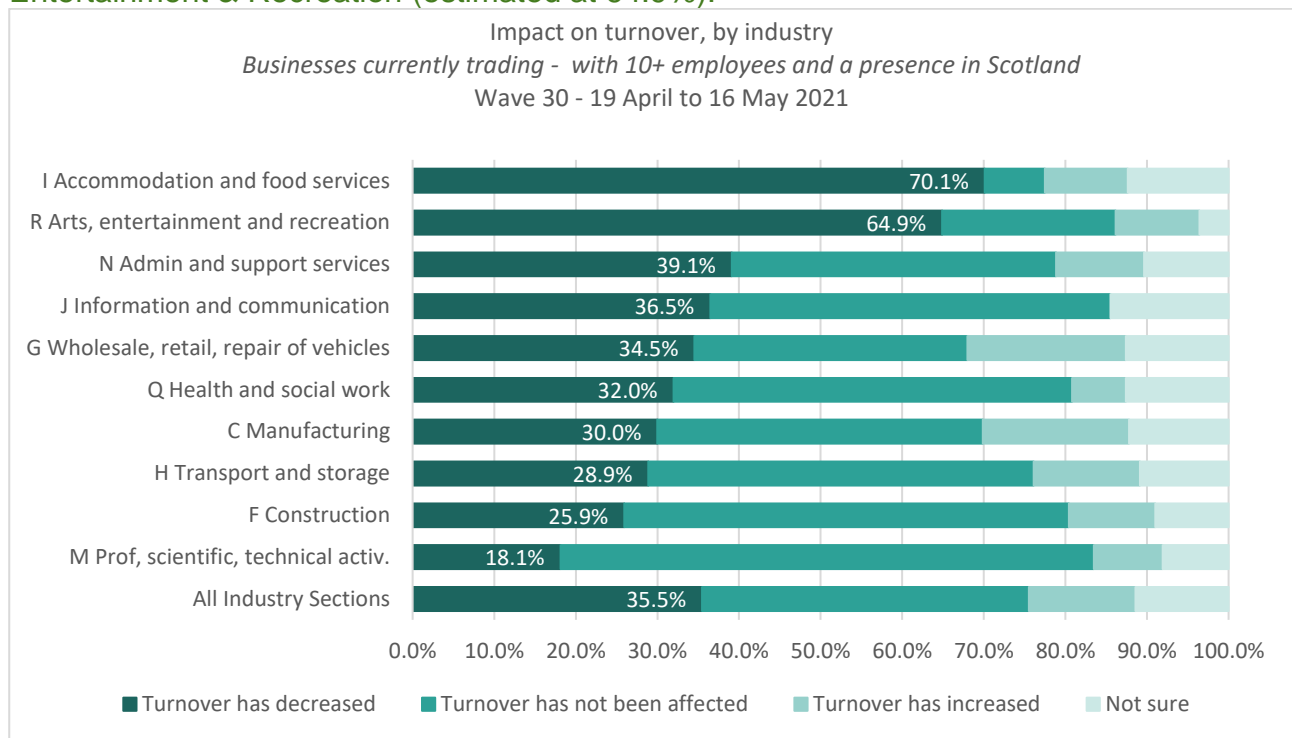
**Financial Performance Question:** How does turnover for the last two weeks, compare to normal expectations for this time of year?

- Turnover has increased by more than 50%
- Turnover has increased between 20% and 50%
- Turnover has increased by up to 20%
- Turnover has not been affected
- Turnover has decreased by up to 20%
- Turnover has decreased between 20% and 50%
- Turnover has decreased by more than 50%
- Not sure

For presentational purposes, increased turnover categories and decreased turnover categories have been combined. The breakdowns of these categories are available in the detailed data tables. Note that prior to Wave 24 this question was slightly different in that

businesses were specifically asked about the impact of the coronavirus (COVID-19) on turnover.

Figure 5: In the period 19 April to 16 May 2021, there were two industry sectors where more than half of trading businesses experienced a decrease in turnover compared with what is normally expected – Accommodation & Food Services (estimated at 70.1%) and Arts, Entertainment & Recreation (estimated at 64.9%).



Source: Office for National Statistics – BICS – Weighted Scotland Estimates – Wave 30

## Business Resilience

The BICS asks businesses, that had not permanently stopped trading (i.e. 'Currently Trading' or 'Paused Trading'), about their cash flow - the specific question asked is shown below. Note that businesses were asked about cash flow from the time of completion of the survey questionnaire (3 May to 16 May 2021 for Wave 30).

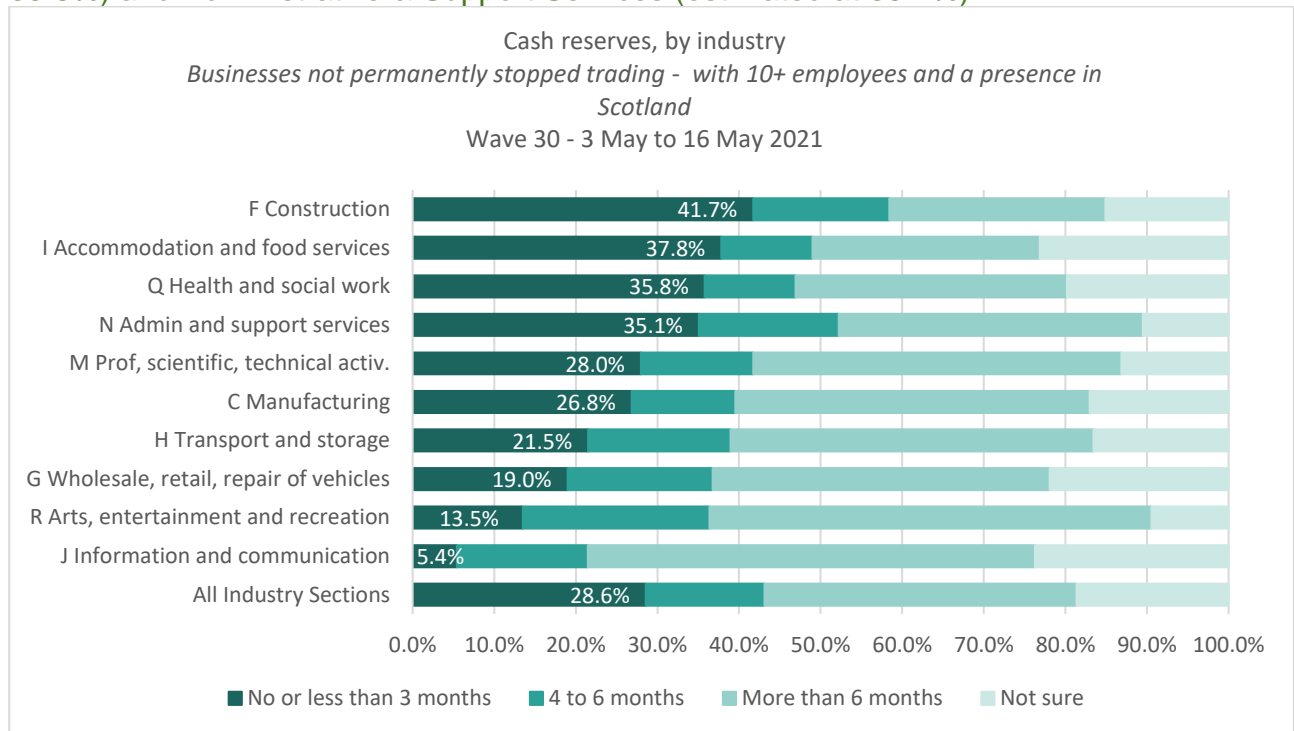
**Question:** How long do you think your business's cash reserves will last?:

- No cash reserves
- Less than 1 month
- 1 to 3 months
- 4 to 6 months
- More than 6 months
- Not sure

For presentational purposes, cash reserve categories less than three months have been combined. The breakdowns of these categories are available in the detailed data tables.

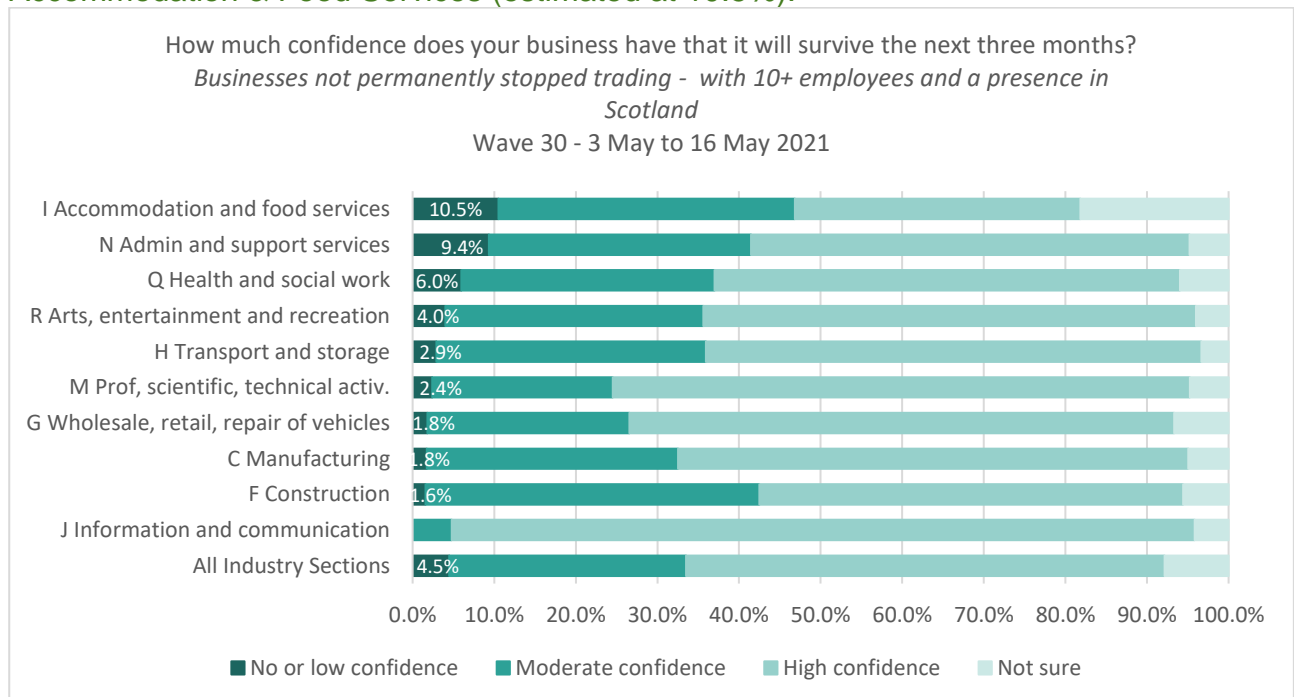
In Wave 30, businesses that had not permanently stopped trading were also asked how much confidence they had that they would survive the next three months.

Figure 6: In the latest period, 28.6% of businesses reported they had no or less than three months cash reserves, with higher rates for Construction (estimated at 41.7%), Accommodation & Food Services (estimated at 37.8%), Health & Social Work (estimated at 35.8%) and Administrative & Support Services (estimated at 35.1%).



Source: Office for National Statistics – BICS – Weighted Scotland Estimates – Wave 30

Figure 7: In the latest period, 4.5% of businesses reported that they had no or low confidence that their business would survive the next three months, with the highest rate for Accommodation & Food Services (estimated at 10.5%).



Source: Office for National Statistics – BICS – Weighted Scotland Estimates – Wave 30



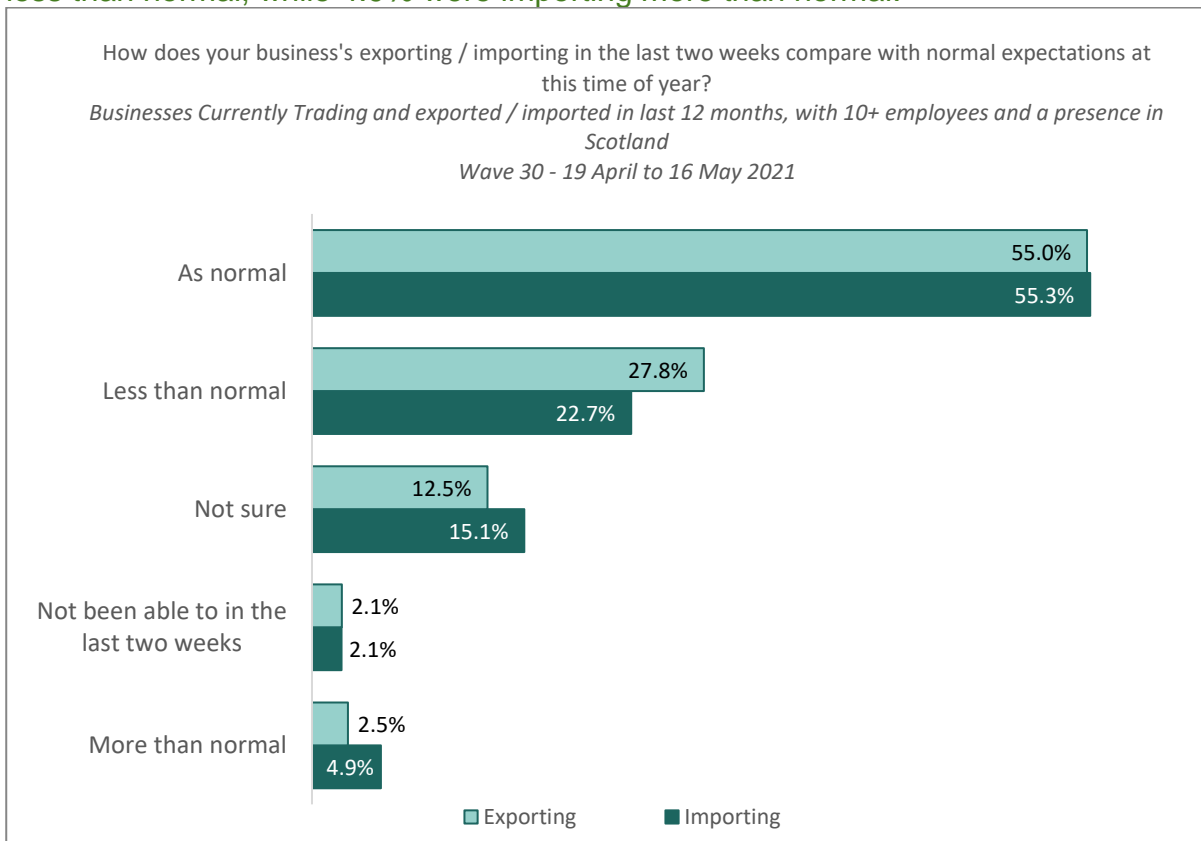
## Exporting and importing challenges

The BICS asks businesses that are currently trading about how current conditions, including the end of the EU transition period, have impacted on their exporting and importing – the specific questions asked are shown below.

**Question:** How does your business's exporting / importing in the last two weeks compare with normal expectations for this time of year?

- Exporting / importing more than normal
- Exporting / importing as normal
- Exporting / importing, but less than normal
- Not been able to export / import in the last two weeks
- Not sure

Figure 8: In the latest period, of businesses currently trading that have exported in the last 12 months, more than a quarter (27.8%) were exporting less than normal but 2.5% were exporting more than normal. For importing, 22.7% of relevant businesses reported importing less than normal, while 4.9% were importing more than normal.



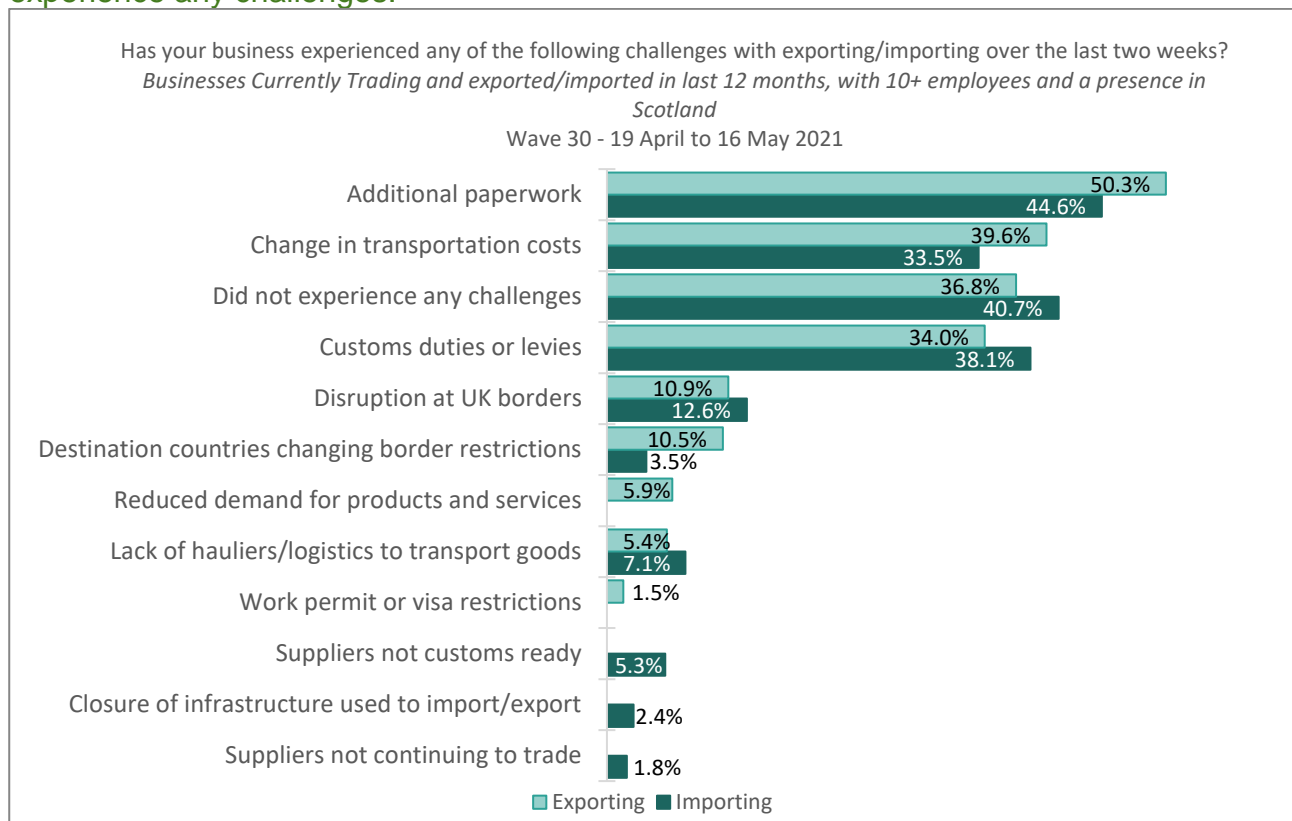
Source: Office for National Statistics – Business Impact of Coronavirus (COVID-19) Survey – Weighted Scotland Estimates – Wave 30

The proportion of relevant businesses exporting less than normal has decreased since Wave 29, which saw 31.6% of businesses exporting less than normal, while the proportion importing less than normal has remained at a similar level to Wave 29, which saw 22.6% of businesses importing less than normal. Businesses reporting that they are exporting as normal have also increased since the last wave (49.5% exporting as normal in Wave 29), while the proportion of businesses importing as normal has remained at a similar level to Wave 29 (54.7% importing as normal in Wave 29). The percentage of businesses reporting

that they are unable to export or import has been steadily decreasing since March (Wave 26).

Currently trading businesses that had imported or exported in the last 12 months, and who reported on their exporting or importing in the last two weeks, were asked about the challenges they had experienced in doing so.

Figure 9: The most commonly reported challenge continues to be additional paperwork, with half of companies (50.3%) reporting this as an exporting challenge and 44.6% reporting this as an importing challenge. The other main challenges were changes in transportation costs and customs duties or levies. However, 36.8% of exporters and 40.7% of importers did not experience any challenges.



Source: Office for National Statistics – Business Impact of Coronavirus (COVID-19) Survey – Weighted Scotland Estimates – Wave 30

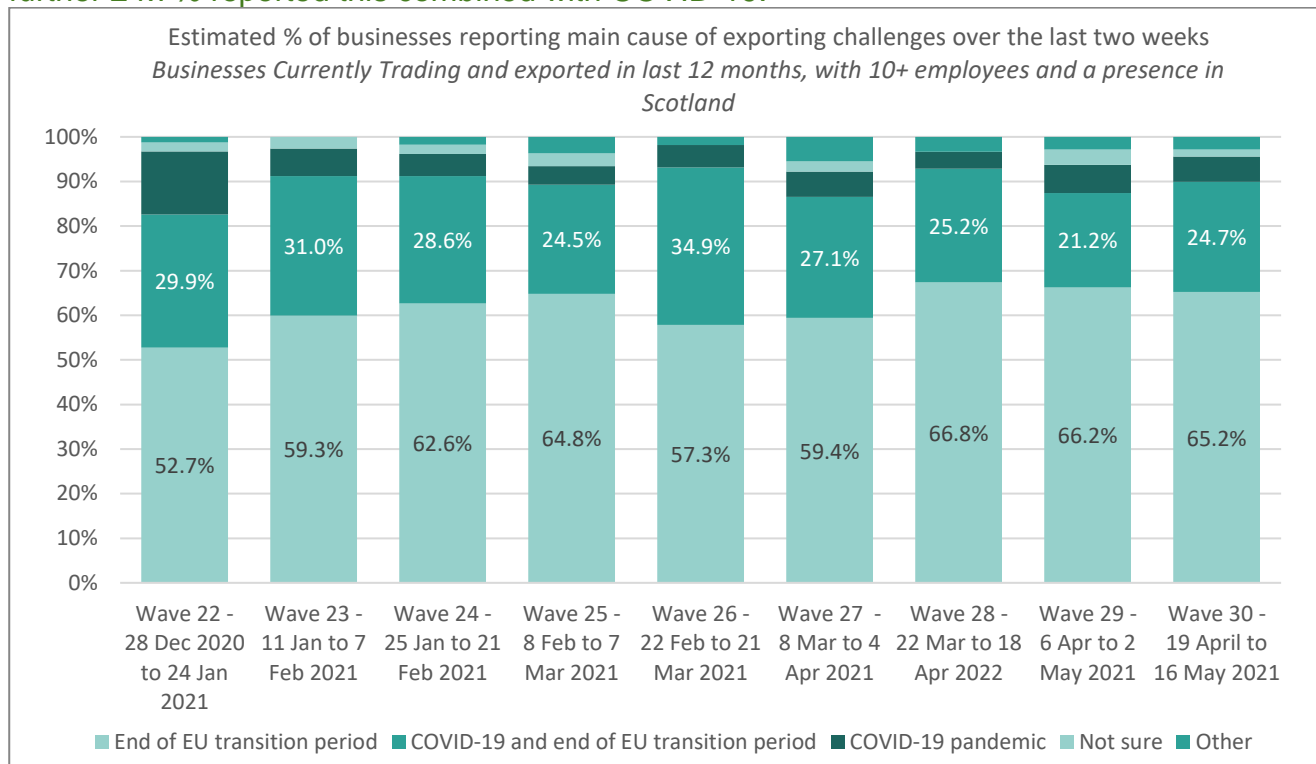
The percentage of relevant companies reporting that they did not experience any challenges in exporting has remained at a similar level to the last wave (36.0% in Wave 29). Companies reporting that they did not experience any challenges in importing have remained broadly stable since February (Wave 25).

Companies that reported experiencing challenges with exporting in the last two weeks were asked about the main cause of these challenges.

**Question:** What was the main cause of these exporting challenges?

- Coronavirus (COVID-19) pandemic
- End of the EU transition period
- Coronavirus (COVID-19) pandemic and the end of the EU transition period
- Other
- Not sure

Figure 10: EU exit continues to be an issue for exporting, with 65.2% of relevant companies reporting this as the main cause of their exporting challenges in the latest period, while a further 24.7% reported this combined with COVID-19.



Source: Office for National Statistics – Business Impact of Coronavirus (COVID-19) Survey – Weighted Scotland Estimates – Waves 22 to 30

Of the businesses experiencing challenges, almost half reported moderate disruption to exporting (44.2%) and importing (43.9%). In terms of severe disruption, 5.4% of relevant businesses reported severe disruption to exporting, and 6.4% reported severe disruption to importing. The percentage of relevant businesses reporting severe disruption to exporting has increased since the last wave (4.0% in Wave 29), but remains well below the level reported in Wave 26 (14.7%).

Relevant businesses who experienced exporting challenges were also asked about support options their business has benefitted from to help with these challenges.

**Question:** Which of the following support options has your business benefitted from, to help with exporting challenges?

- Customs and tariffs
- Export licenses
- Financial support
- Finding new markets
- Finding new overseas contacts or customers
- Legal issues
- Transport and distribution
- Understanding markets and demand issues
- Other
- None of the above

The most commonly reported options, again, were customs and tariffs (16.8%) and transport and distribution (11.2%). However the majority (70.9%) continue to report 'none of the above'.

Relevant businesses who experienced importing challenges were also asked about which support options their business would benefit from to help with these challenges.

**Question:** Which of the following support options would your business benefit from, to help with importing challenges?

- Understanding markets and demand issues
- Finding new alternative supply chains
- Finding new overseas contacts or customers
- Transport and distribution
- Legal issues
- Customs and tariffs
- Import licenses
- Other
- None of the above

The most commonly reported options were customs and tariffs (52.1%) and transport and distribution (21.5%). However almost a third (32.0%) reported 'none of the above'.

Businesses were asked if they had changed where they exported goods or services to in the last two weeks and the majority (87.7%) of relevant exporting businesses reported making no changes. Similarly, the majority (87.3%) of relevant businesses reported making no changes to where they sourced their imports of goods and services.

## Supply chains

The BICS asks businesses that are have not permanently stopped trading, about supply chains and the impact of the end of the EU transition period.

**Question:** Has your business made changes to supply chains due to the end of the EU transition period?

- Yes
- No
- Not sure
- Not applicable

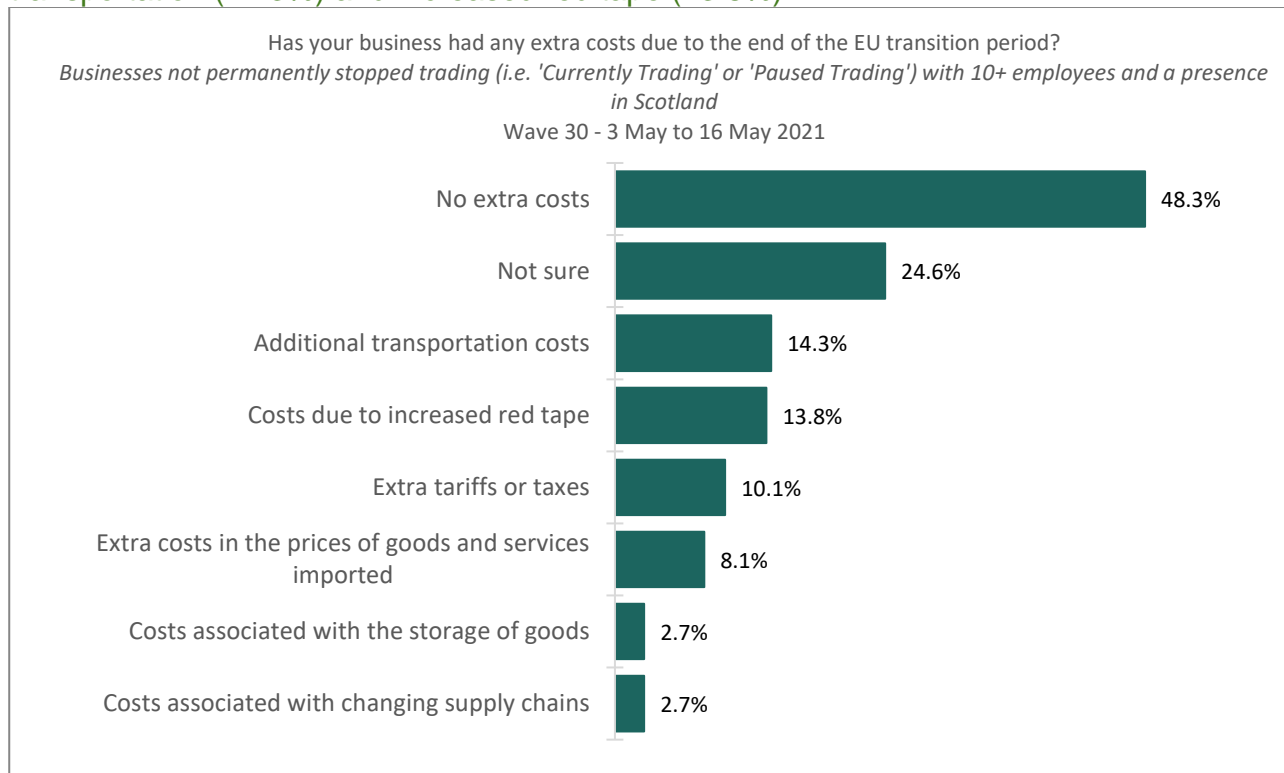
Note for the results for this question, we have excluded 'not applicable' responses from the analysis.

The majority (79.6%) of applicable businesses continue to report not making any changes to supply chains due to the end of the EU transition period, with 4.9% reporting changes, and the rest were unsure.

In terms of accessing materials, over a third (35.7%) of businesses who had not permanently stopped trading reported that they were able to get the materials, goods or services they needed from the EU in the past two weeks, but 6.3% reported that the business had to change suppliers or find alternative solutions to access materials, and a further 2.5% reported that they had not been able to get the materials, goods, or services needed.

Businesses not permanently stopped trading were also asked if they had any extra costs due to the end of the EU transition period.

Figure 11: Almost half (48.3%) of relevant businesses reported incurring no extra costs in the latest period. The most commonly reported additional costs were those associated with transportation (14.3%) and increased red tape (13.8%).



Source: Office for National Statistics – Business Impact of Coronavirus (COVID-19) Survey – Weighted Scotland Estimates – Wave 30

Since the previous wave, the percentage of relevant businesses reporting no extra costs has slightly decreased (50.7% in Wave 29), while reporting of extra costs has largely remained stable since Wave 29.

Businesses were asked if they intend to open any new branches or subsidiaries in the EU in the next 12 months, and the majority (88.6%) of businesses that have not permanently stopped trading reported that they did not intend to do so, while 10.8% were unsure. These results are comparable with previous waves to date.

## An Experimental Statistics Publication for Scotland

Experimental statistics are a subset of newly developed or innovative statistics undergoing evaluation. They are published to involve users and stakeholders in the assessment of their suitability and quality at an early stage.

The Office for Statistics Regulation publishes guidance on experimental statistics [here](#). The Scottish Government is developing these estimates on an ongoing basis, and is grateful to the ONS which has shared the BICS data.

We welcome any feedback on the development of these statistics, using the contact details below.

### Correspondence and enquiries

For enquiries about this publication, please contact:

Marina Curran  
Business & Innovation Statistics  
Office of the Chief Economic Adviser  
e-mail: [marina.curran@gov.scot](mailto:marina.curran@gov.scot) or [industrystatistics@gov.scot](mailto:industrystatistics@gov.scot)

### Complaints and suggestions

If you are not satisfied with our service or have any comments or suggestions, please write to the Chief Statistician, St Andrew's House, Edinburgh, EH1 3DG, Telephone: (0131) 244 0302, e-mail: [statistics.enquiries@gov.scot](mailto:statistics.enquiries@gov.scot)

If you would like to be consulted about statistical collections or receive notification of publications, please register your interest at:  
<http://register.scotstat.org/Subscribe/Step1>

Details of forthcoming publications can be found at:  
<https://www.gov.scot/publications/official-statistics-forthcoming-publications/>

### Crown Copyright

You may use or re-use this information (not including logos) free of charge in any format or medium, under the terms of the Open Government Licence.  
See: <http://www.nationalarchives.gov.uk/doc/open-government-licence/version/3/>