

BUSINESS AND ENERGY

Business Impact of Coronavirus (COVID-19) Survey (BICS) Weighted Scotland Estimates - Data to Wave 13

8 October 2020

This is the second publication of weighted Scotland estimates using the Office for National Statistics' (ONS') Business Impact of Coronavirus (COVID-19) Survey (BICS). These are experimental statistics, which means that they are still in development but have been released to enable their use at an early stage. All results are provisional and subject to revision.

Latest main findings for businesses with 10+ employees and a presence in Scotland

- The share of businesses 'currently trading' was estimated at 95.5% in the period 7 September to 20 September 2020. This rate varied by industry sector – with lower rates for Accommodation & Food Services (estimated at 82.7%) and Arts, Entertainment & Recreation (estimated at 92.4%).¹
- The share of businesses with any staff on furlough leave was estimated at 59.8% in the period 24 August to 20 September 2020.
- The share of the workforce on furlough leave was estimated at 13.8% in the period 24 August to 20 September 2020. This rate varied by industry sector – with markedly higher rates for Arts, Entertainment & Recreation (estimated at 56.7%) and Accommodation & Food Services (estimated at 40.9%).
- The share of the workforce working remotely, instead of at their normal place of work, was estimated at 26.4% in the period 24 August to 20 September 2020. This rate varied by industry sector – with markedly higher rates for Information & Communication (estimated at 69.1%) and Professional, Scientific & Technical Activities (estimated at 57.1%).
- There were four industries where more than half of their businesses experienced a decrease in turnover compared with what is normally expected for this time of year. These were the Accommodation & Food Services (75.6%), Arts, Entertainment & Recreation (72.4%), Transport & Storage (55.5%) and Manufacturing (51.1%).

¹ It should be noted that those businesses not currently trading may be less likely to respond to requests to complete the survey and, therefore, that these numbers may be an overestimate.

Introduction

The Office for National Statistics' (ONS') Business Impact of Coronavirus (COVID-19) Survey (BICS) is a new voluntary fortnightly business survey, which captures businesses' responses on how their turnover, workforce, prices, trade and business resilience have been affected.

Currently, the [Scottish BICS results published by the Office for National Statistics](#) are unweighted which means that we can only make inferences about the businesses that have responded. Weighting the BICS responses enables us to produce estimates for Scottish businesses more generally, not just those that have responded. The ONS has provided the Scottish Government with the BICS microdata², which we have used to develop the weighted Scotland estimates. More information on the weighting method we have used for these early estimates and our plans for future developments is provided here: [BICS weighted Scotland estimates: data to wave 12](#).

The weighted Scotland estimates, in this publication, are for businesses with 10 or more employees. The weighted Scotland estimates are for businesses that have a presence in Scotland, as opposed to only those businesses headquartered in Scotland. Having a presence in Scotland means that the business has a local unit or site (e.g. shop, office, factory) in Scotland. In terms of the base of the estimates, for Wave 13, 5,998 businesses responded to the BICS UK-wide – 1,135 of these responding businesses had a presence in Scotland. Excluding the micro businesses (those with less than 10 employees) takes the base for the weighted Scotland estimates down to 1,098 responding businesses in Wave 13. The weighted Scotland estimates are derived from results collected from UK businesses for the UK as a whole, but weighted by business counts or employment in Scotland. Currently no account is being made for regional differences between business sites.

The coverage of the ONS BICS includes most sectors of the Scottish economy; however, the public sector is excluded, as is 'Section A – Agriculture, forestry & fishing', 'Section D – Electricity, gas, steam & air conditioning supply' and 'Section K – Financial & insurance activities'.

Trading Status

The BICS asks businesses about their trading status: the specific question³ asked is shown below. Note that businesses were asked for their current trading status and so responses will be from the time of completion of the survey questionnaire (7 September to 20 September 2020 in Wave 13).

² The BICS microdata can be accessed, by accredited researchers, via the [Secure Research Service \(SRS\)](#).

³ The ONS publishes all the questions for each wave at:

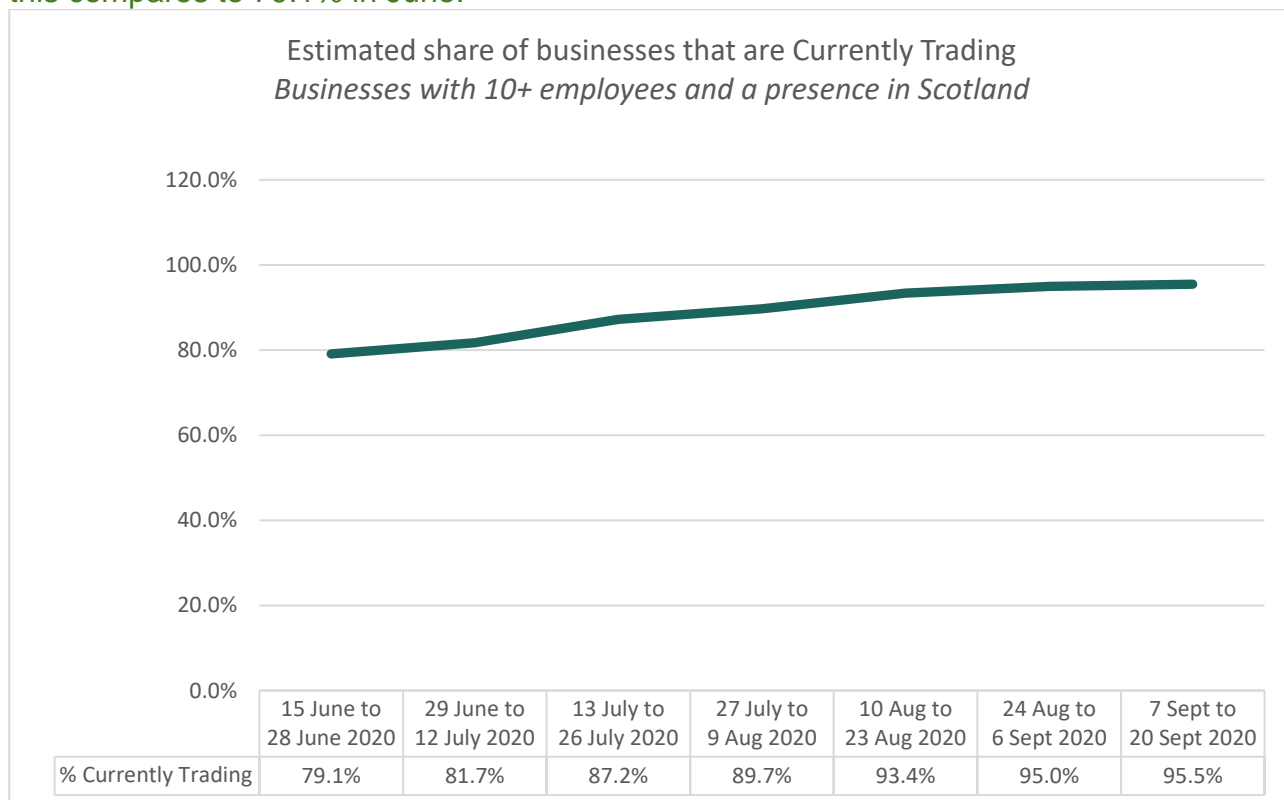
<https://www.ons.gov.uk/peoplepopulationandcommunity/healthandsocialcare/conditionsanddiseases/articles/businessimpactofcovid19surveyquestions/previousReleases>

Trading Status Question: Which of the following statements best describes your business’s trading status?

- Currently trading and has been for more than the last two weeks
- Started Trading within the last two weeks after a pause in trading
- Paused trading but intends to restart in the next two weeks
- Paused trading and does not intend to restart in the next two weeks
- Has permanently ceased trading

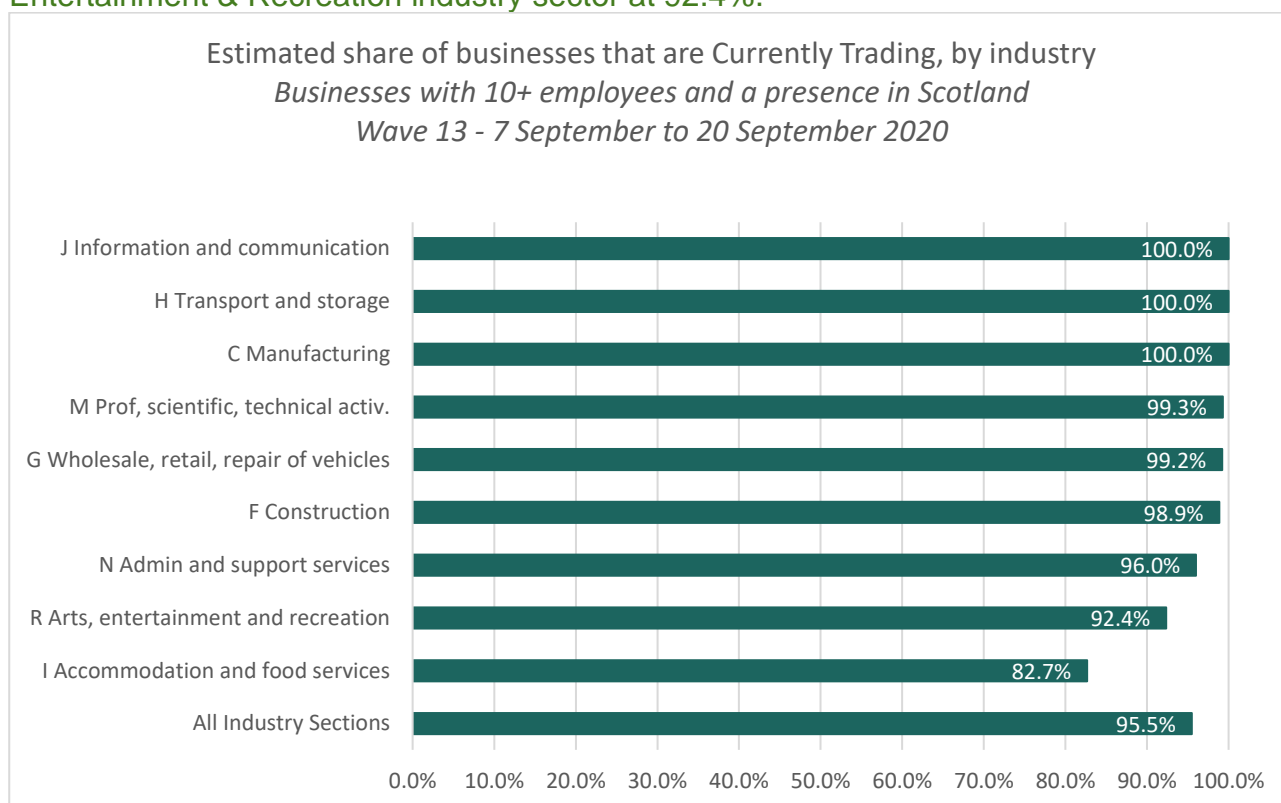
For presentational purposes, ‘Currently trading and has been for more than the last two weeks’, and ‘Started trading within the last two weeks after a pause in trading’ have been combined to ‘Currently Trading’. ‘Paused trading but intends to restart in the next two weeks’, and ‘Paused trading and does not intend to restart in the next two weeks’ have been combined to ‘Paused Trading’. The breakdowns of these categories are available in the detailed data tables.

Figure 1: In the latest period, an estimated 95.5% of businesses were ‘Currently Trading’ - this compares to 79.1% in June.



Source: Office for National Statistics – Business Impact of Coronavirus (COVID-19) Survey – Weighted Scotland Estimates – Wave 7 to Wave 13

Figure 2: In the latest period, the Accommodation & Food Services industry sector had the lowest share of businesses 'Currently Trading' (82.7%). This was followed by the Arts, Entertainment & Recreation industry sector at 92.4%.



Source: Office for National Statistics – Business Impact of Coronavirus (COVID-19) Survey – Weighted Scotland Estimates – Wave 13

It should be noted that those businesses not currently trading may be less likely to respond to requests to complete the survey and, therefore, that these numbers may be an overestimate.

Workforce Status

The BICS asks businesses who have not permanently stopped trading (i.e. 'Currently Trading' or 'Paused Trading'), about the status of their workforce - the specific question asked is shown below. Note that businesses were asked about the status of their workforce in the last two weeks and so responses will be from the time of completion of the survey questionnaire (7 September to 20 September 2020 for Wave 13) but can stretch back two weeks before this, and so the full question reference period is 24 August to 20 September 2020 for Wave 13.

Workforce Status Question: In the last two weeks, approximately what percentage of your business's workforce were:

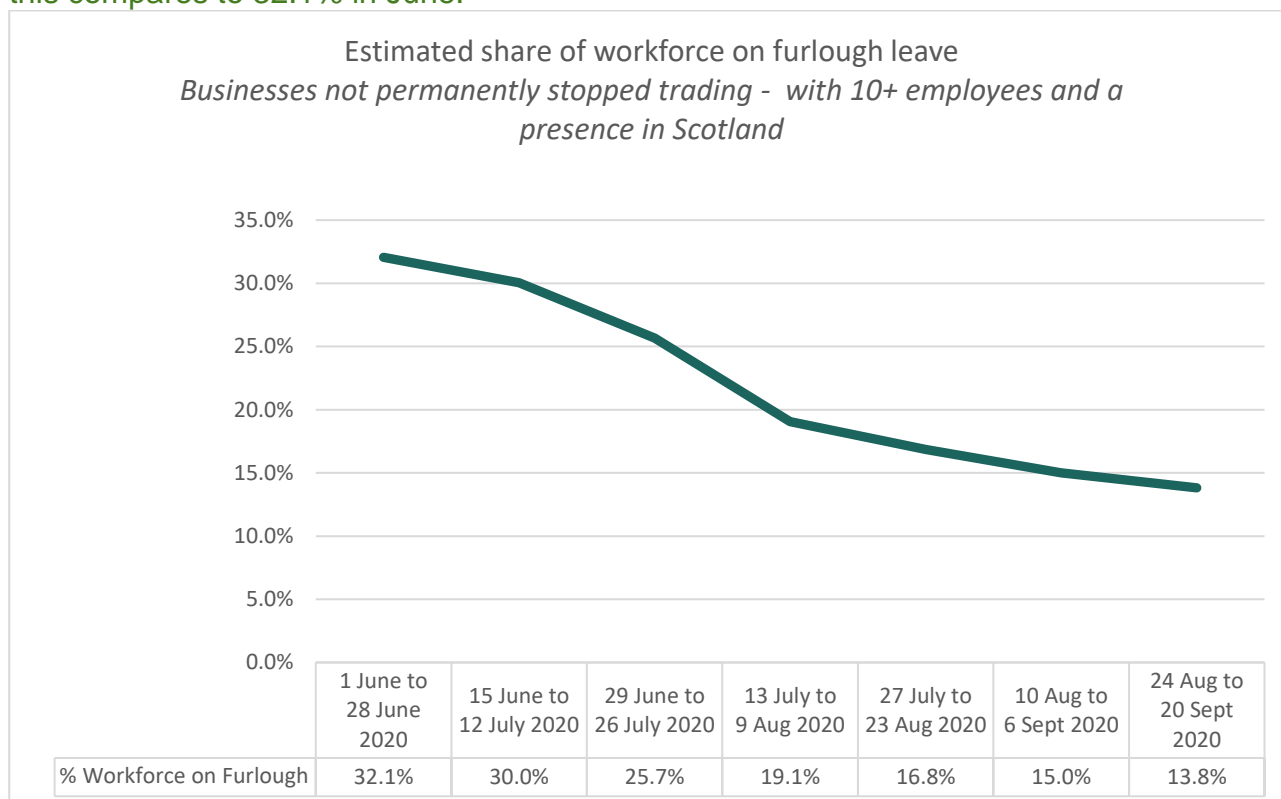
- On furlough leave
- Working at their normal place of work
- Working remotely instead of at their normal place of work
- Off sick or in self-isolation due to coronavirus (COVID-19)
- Made permanently redundant

In this report we focus on the furlough leave and working remotely responses, but all the breakdowns are available in the detailed data tables.

There are different ways that we can analyse the furlough leave response. One way to look at it is to estimate the share of businesses that have any of their workforce on furlough leave – an estimated 59.1% of businesses that were currently trading had some share of their workforce on furlough leave in the period 24 August to 20 September 2020. This share increases to 59.8% when we widen the base out to all businesses that have not permanently stopped trading (i.e. those ‘Currently Trading’ or ‘Paused Trading’).

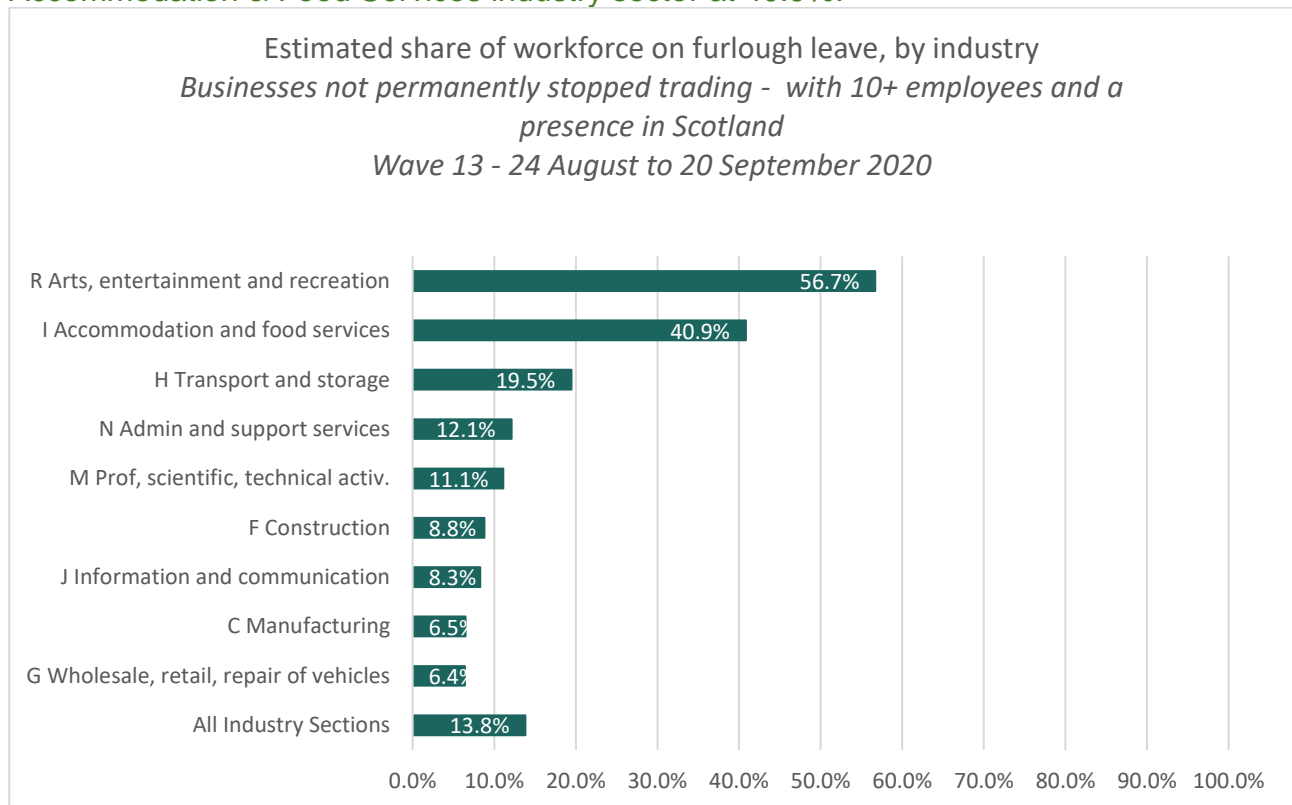
Another way to consider the workforce status question is to look at the share of the workforce that is furloughed. The workforce proportions are based on the responses provided by businesses. These are then applied to employment (in Scottish units) recorded for each reporting unit on the [Inter-Departmental Business Register \(IDBR\)](#). Then the data are weighted to ensure representativeness of the Scottish workforce in businesses with 10+ employees.

Figure 3: In the latest period, an estimated 13.8% of the workforce were on furlough leave - this compares to 32.1% in June.



Source: Office for National Statistics – Business Impact of Coronavirus (COVID-19) Survey – Weighted Scotland Estimates – Wave 7 to Wave 13

Figure 4: In the latest period, the Arts, Entertainment & Recreation industry sector had the highest share of workforce on furlough leave (56.7%). This was followed by the Accommodation & Food Services industry sector at 40.9%.



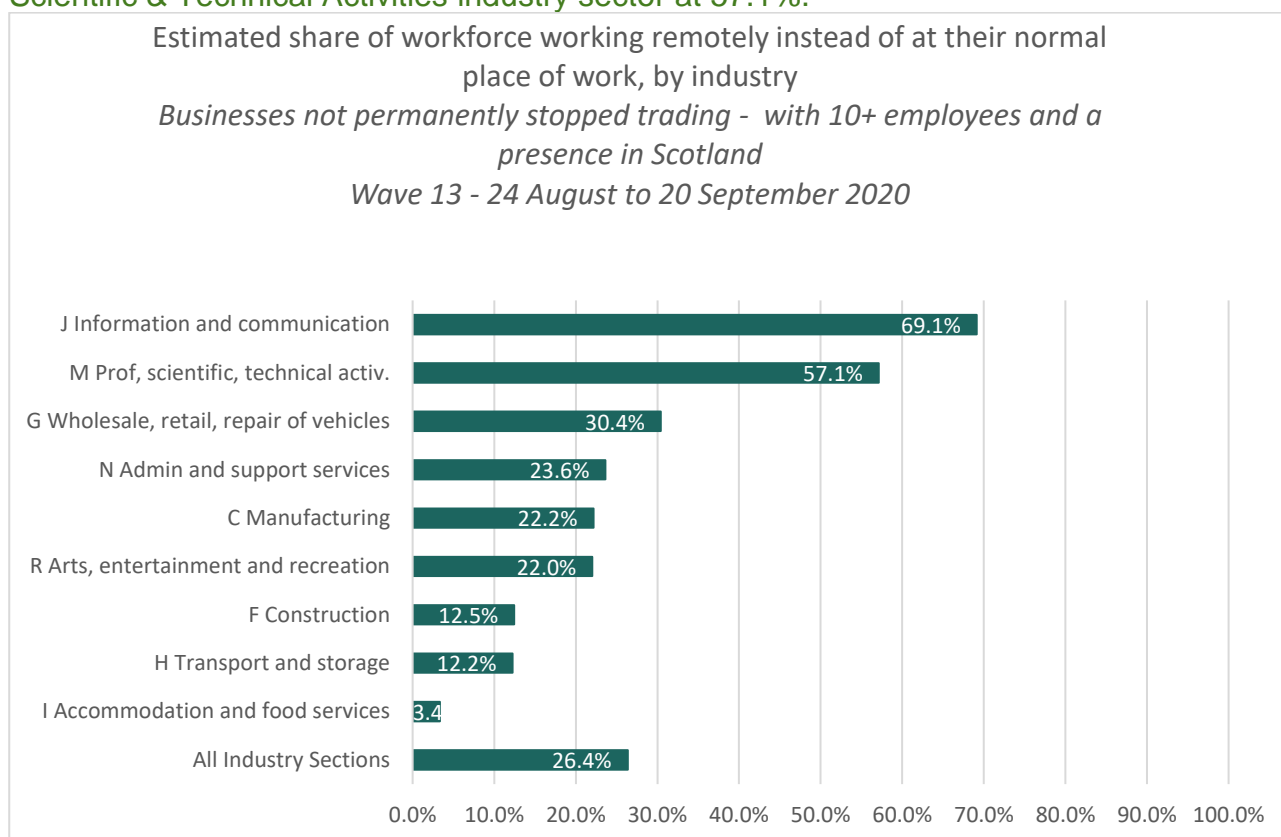
Source: Office for National Statistics – Business Impact of Coronavirus (COVID-19) Survey – Weighted Scotland Estimates – Wave 13

Figure 5: In the latest period, an estimated 26.4% of the workforce were working remotely instead of at their normal place of work - this compares to 28.2% in June.



Source: Office for National Statistics – Business Impact of Coronavirus (COVID-19) Survey – Weighted Scotland Estimates – Wave 13

Figure 6: In the latest period, the Information & Communication industry sector had the highest share of workforce working remotely (69.1%). This was followed by the Professional, Scientific & Technical Activities industry sector at 57.1%.



Source: Office for National Statistics – Business Impact of Coronavirus (COVID-19) Survey – Weighted Scotland Estimates – Wave 13

Financial Performance

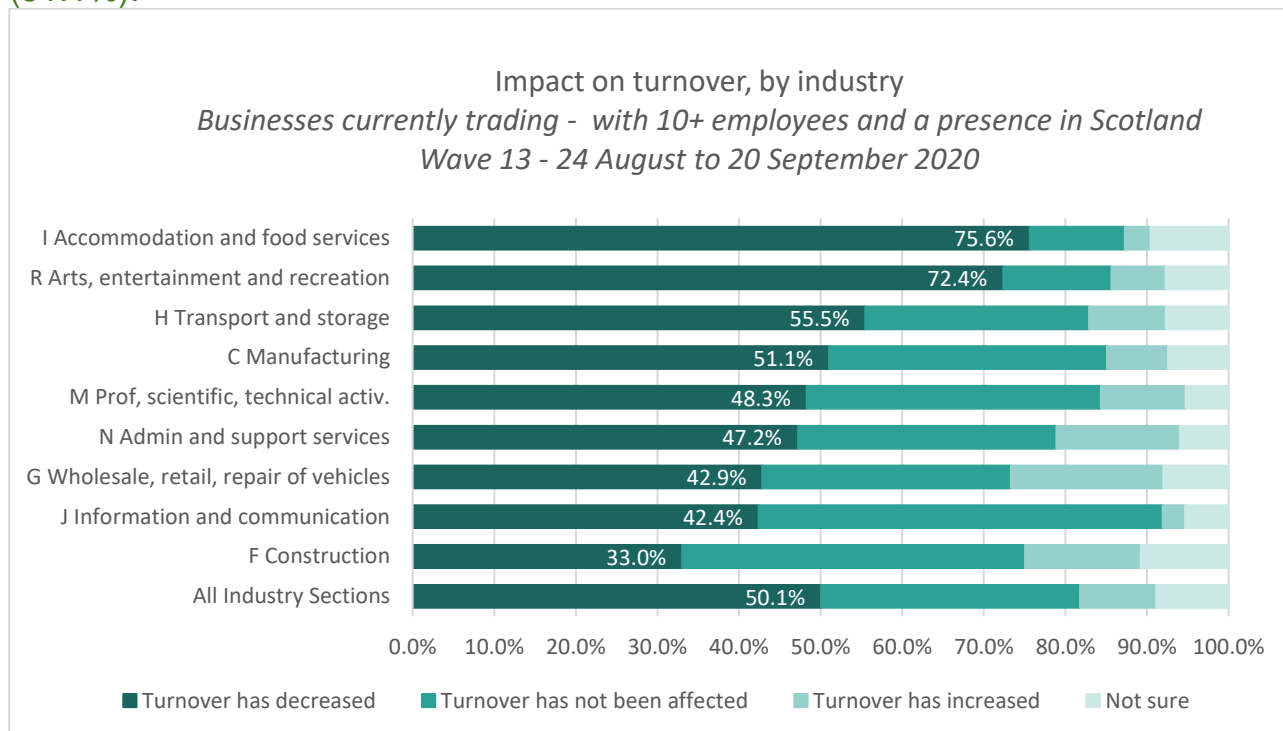
The BICS asks businesses, that are currently trading, about how the COVID-19 pandemic has affected the business turnover compared to business as usual - the specific question asked is shown below. Note that businesses were asked about their experiences from the time of completion of the survey questionnaire (7 September to 20 September 2020 for Wave 13) but can stretch back two weeks before this, and so the full question reference period is 24 August to 20 September 2020 for Wave 13.

Financial Performance Question: In the last two weeks, how has the COVID-19 pandemic affected your business's turnover, compared to what is normally expected for this time of year?:

- Turnover has increased by more than 50%
- Turnover has increased between 20% and 50%
- Turnover has increased up to 20%
- Turnover has not been affected
- Turnover has decreased by up to 20%
- Turnover has decreased between 20% and 50%
- Turnover has decreased by more than 50%
- Not sure

For presentational purposes, increased turnover categories and decreased turnover categories have been combined. The breakdowns of these categories are available in the detailed data tables.

Figure 7: In the latest period, there were four industries where more than half of their businesses experienced a decrease in turnover compared with what is normally expected for this time of year. These were the Accommodation & Food Services (75.6%), Arts, Entertainment & Recreation (72.4%), Transport & Storage (55.5%) and Manufacturing (51.1%).



Source: Office for National Statistics – Business Impact of Coronavirus (COVID-19) Survey – Weighted Scotland Estimates – Wave 13

Business Resilience

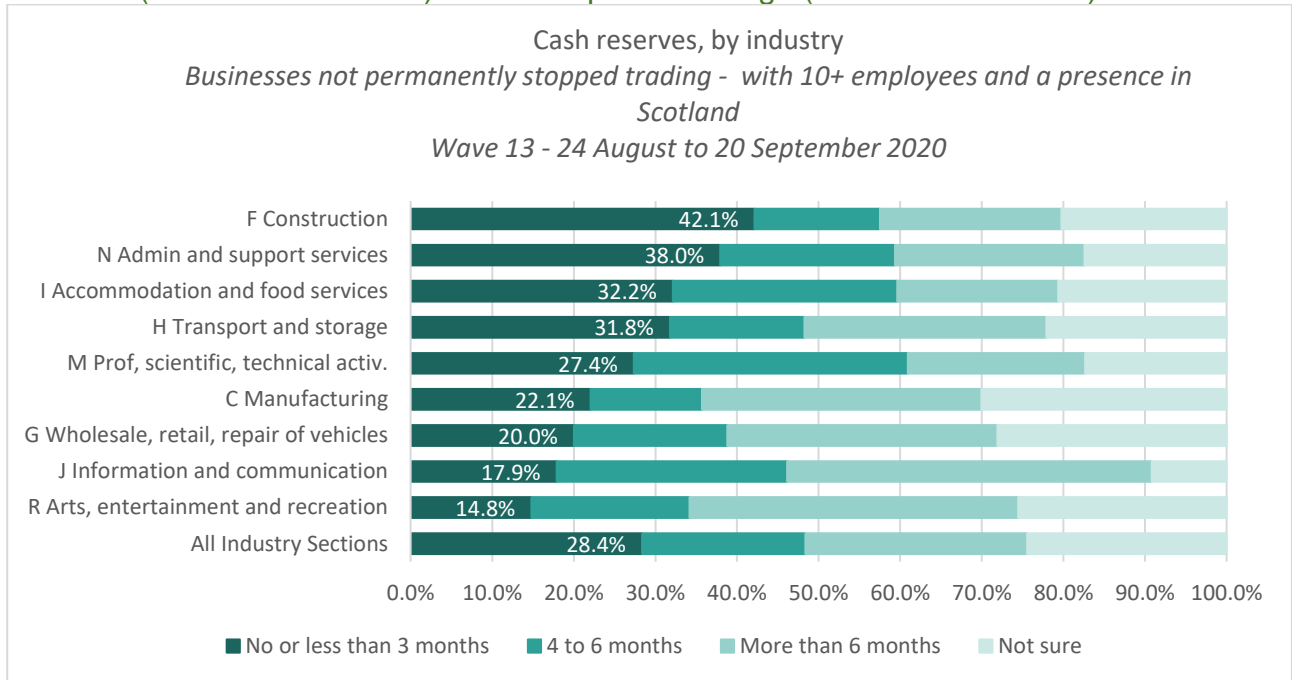
The BICS asks businesses, who have not permanently stopped trading (i.e. ‘Currently Trading’ or ‘Paused Trading’), about their cash flow - the specific question asked is shown below. Note that businesses were asked about cash flow from the time of completion of the survey questionnaire (7 September to 20 September 2020 for Wave 13).

Question: How long do you think your business’s cash reserves will last?:

- No cash reserves
- Less than 1 month
- 1 to 3 months
- 4 to 6 months
- More than 6 months
- Not sure

For presentational purposes, cash reserve categories less than three months have been combined. The breakdowns of these categories are available in the detailed data tables.

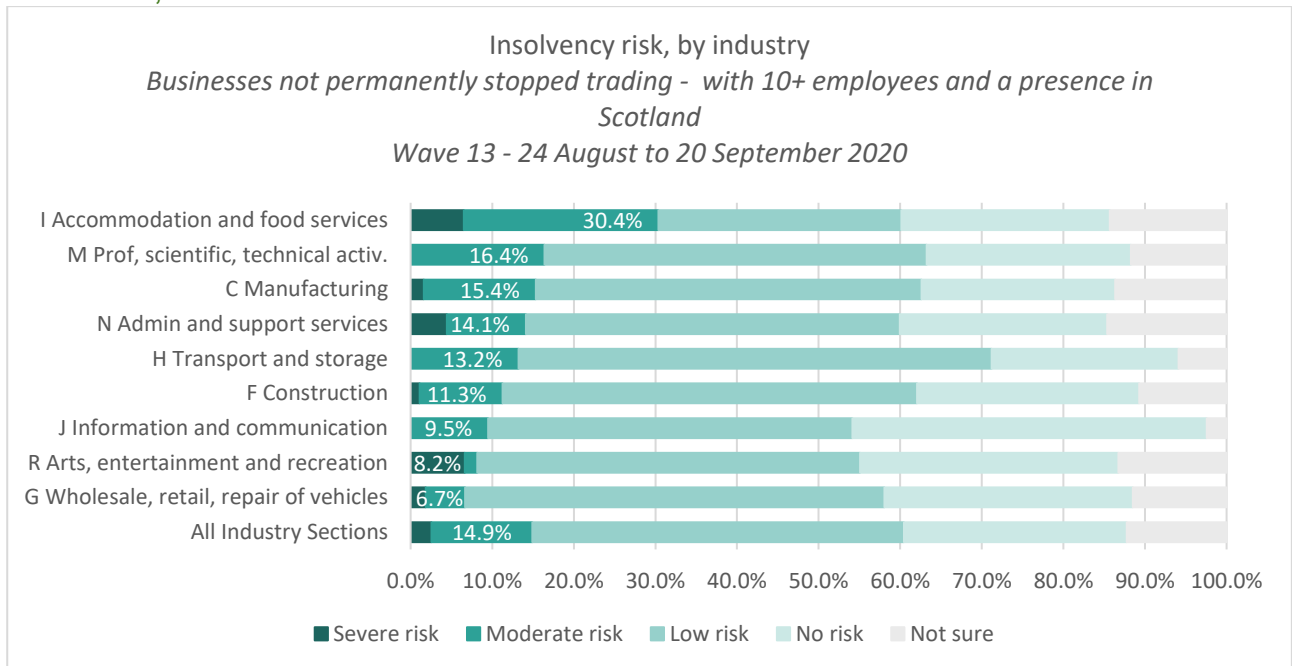
Figure 8: In the latest period, 28.4% of businesses reported they had no or less than three months cash reserves. This rate varied by industry sector – with higher rates for Construction (42.1%), Administrative & Support Services (38.0%), Accommodation & Food Services (estimated at 32.2%) and Transport & Storage (estimated at 31.8%).



Source: Office for National Statistics – Business Impact of Coronavirus (COVID-19) Survey – Weighted Scotland Estimates – Wave 13

Businesses, who had not permanently stopped trading, were also asked about their risk of insolvency.

Figure 9: In the latest period, the Accommodation & Food Services industry sector had the highest percentage of businesses reporting their risk of insolvency was severe to moderate, at 30.4%.



Source: Office for National Statistics – Business Impact of Coronavirus (COVID-19) Survey – Weighted Scotland Estimates – Wave 13

An Experimental Statistics Publication for Scotland

Experimental statistics are a subset of newly developed or innovative statistics undergoing evaluation. They are published to involve users and stakeholders in the assessment of their suitability and quality at an early stage.

The Office for Statistics Regulation publishes guidance on experimental statistics [here](#). The Scottish Government is developing these estimates on an ongoing basis, and is grateful to the ONS which has shared the BICS data.

We welcome any feedback on the development of these statistics, using the contact details below.

Correspondence and enquiries

For enquiries about this publication, please contact:

Marina Curran
Business & Innovation Statistics
Office of the Chief Economic Adviser
e-mail: marina.curran@gov.scot or industrystatistics@gov.scot

Complaints and suggestions

If you are not satisfied with our service or have any comments or suggestions, please write to the Chief Statistician, St Andrew's House, Edinburgh, EH1 3DG, Telephone: (0131) 244 0302, e-mail: statistics.enquiries@gov.scot

If you would like to be consulted about statistical collections or receive notification of publications, please register your interest at:
<http://register.scotstat.org/Subscribe/Step1>

Details of forthcoming publications can be found at:
<https://www.gov.scot/publications/official-statistics-forthcoming-publications/>

Crown Copyright

You may use or re-use this information (not including logos) free of charge in any format or medium, under the terms of the Open Government Licence.
See: <http://www.nationalarchives.gov.uk/doc/open-government-licence/version/3/>

