

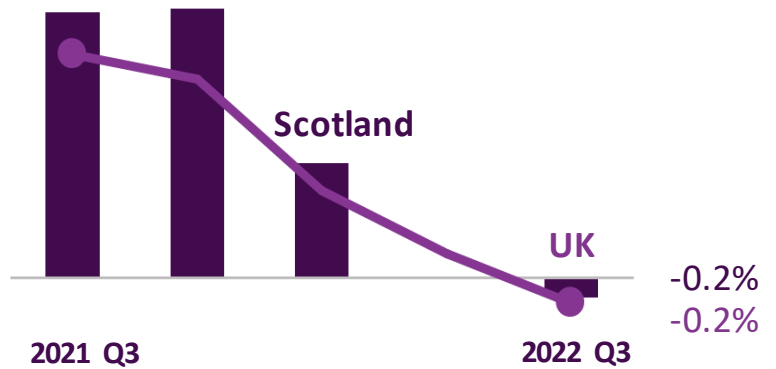


GDP fell -0.2% in the third quarter of 2022

Gross Domestic Product fell by -0.2% during July to September.

During this period UK GDP decreased by -0.2%.

Change in GDP compared to last quarter

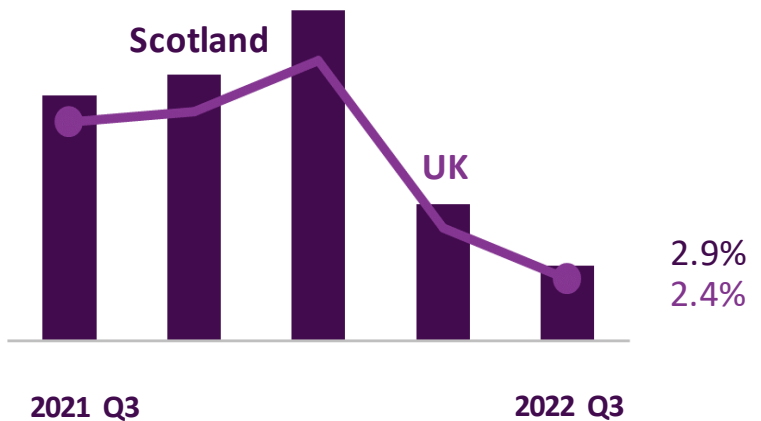


Scottish GDP rose by 2.9% over the year

Compared to the same time last year (2021 Q3), Scottish GDP has increased 2.9%.

Equivalent UK change over the year was 2.4%.

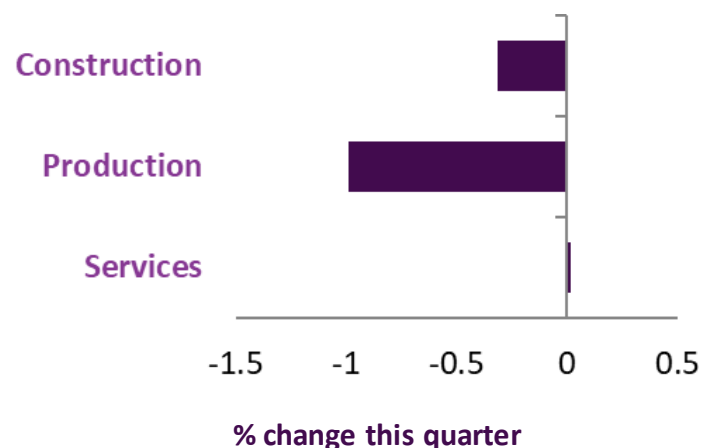
Change in GDP compared to the same quarter last year



Weak quarter for Construction and Production

In 2022 Q3, output in the Construction sector decreased by -0.3%, output in the Production sector decreased by -1.0% and Services sector output remained flat at 0.0%.

Quarterly growth in industry sectors



Calendar year GDP growth



GDP grew 7.9% in 2021

Between 2020 and 2021 (taking all four quarters of each year), Scottish GDP increased by 7.9%.

Equivalent UK change in 2021 was 7.5%.

Supporting documents

What are you looking for?	Where is it?
Longer summary	Main publication
The data underlying this summary back in time	Open data platform or Excel tables
Information on revisions	Revision policy
How the figures are calculated	Methodology paper
What data sources are used	Sources catalogue

More information is available in supporting documents

Information on the data behind this summary and on the methodology used for calculating these figures is available.

Links to key documents are available at gov.scot/gdp

Upcoming Scottish Economic Statistics

21 December

Monthly GDP, October 2022

1 February

GDP Quarterly National Accounts, 2022 Q3
Monthly GDP, November 2022

1 March

GDP Quarterly First Estimate, 2022 Q4
Monthly GDP, December 2022

29 March

Monthly GDP, January 2023

Revisions to GDP

This publication has no revisions, compared to the 2022 Q2 Quarterly National Accounts, published on 2 November 2022.

The 1 February publication of Quarterly National Accounts will include an updated second estimate of GDP growth for 2022 Q3 and revisions to previous quarters.