

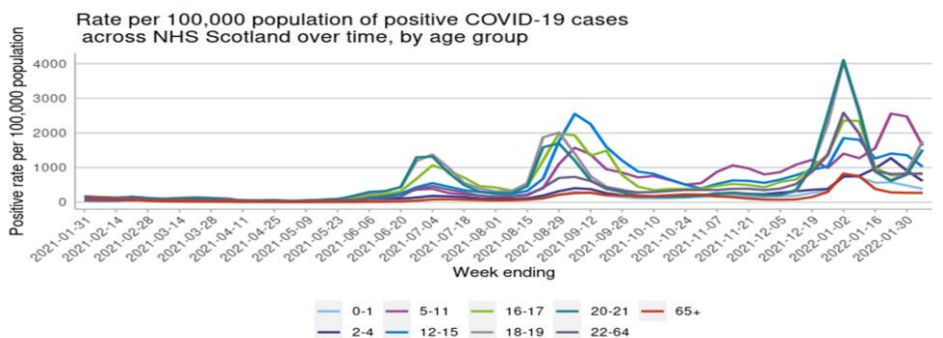
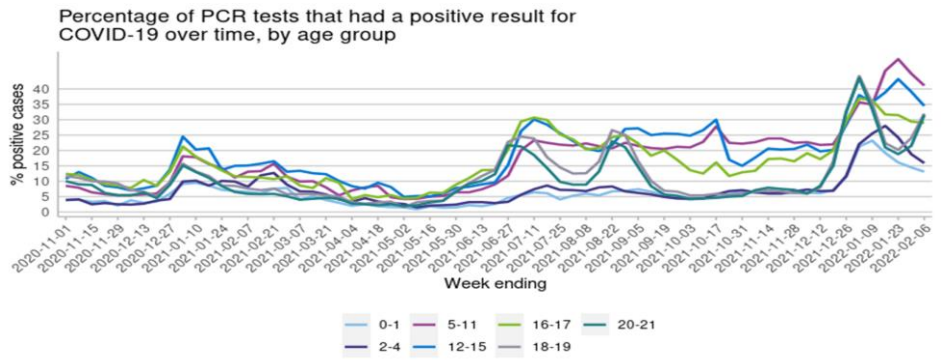
Covid-19 Education Recovery Group - Infographic

In the week ending 6th February 2022:

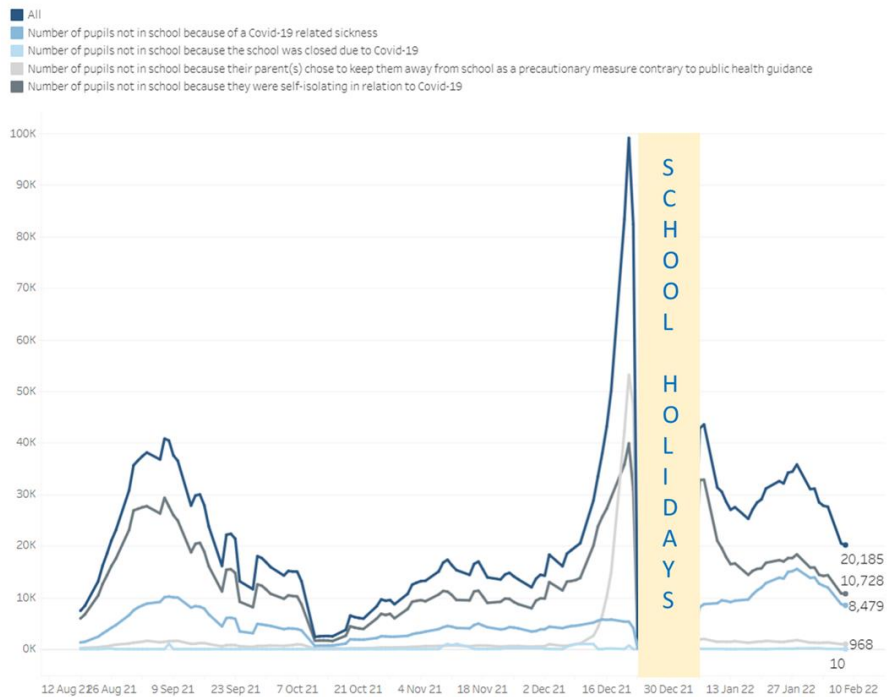
- The percentage of tests that were positive was 25.1% in those aged 2-17 years; a decrease from 37.6% in week 04 in 2022.
- The identified COVID-19 positive cases reflected a rate of 612.4 cases per 100,000 2-4 year olds, 1633.1 cases per 100,000 5-11 year olds, 1025.9 per 100,000 12-15 year olds and 807.2 cases per 100,000 16-17 year olds. The rate of cases per 100,000 of the general population was 812.6.

On 8th February:

- Attendance in local authority schools was 88.9% whilst the percentages of openings recorded as pupils not in school (non Covid-19 reasons) was 8.1%, and for not in school (Covid-19 related reasons) was 3.1%.
- 20,185 pupils were not in school either all or part of the day because of Covid-19 related reasons. Of these, 8,479 were not in school because of a Covid-19 related sickness.



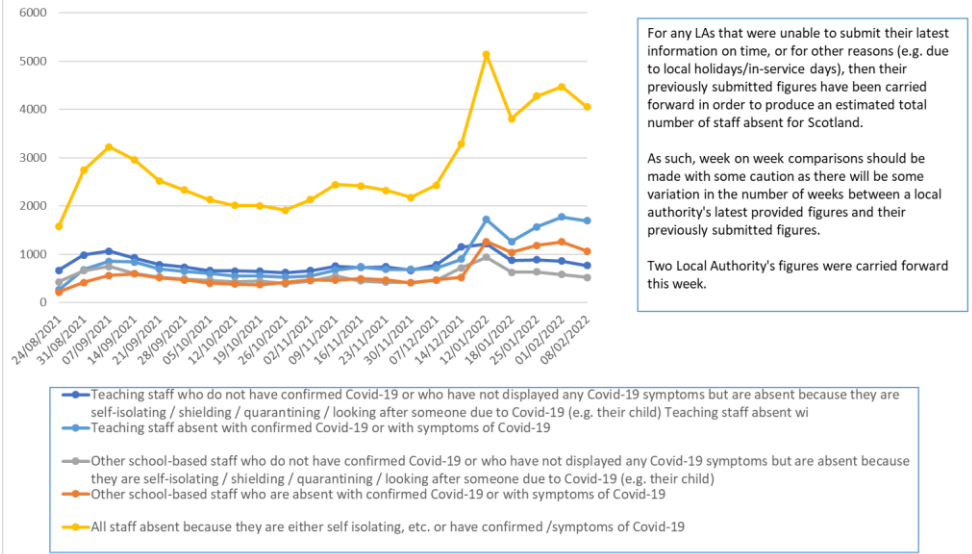
School Attendance and Absence over time



Covid-19 Education Recovery Group - Infographic

- 4,051 staff were absent due to Covid-19 related reasons, of which, 2,464 were teaching staff and 1,587 were other school-based staff.
- 57,472 children were attending a childcare setting and 1596 had a Covid-19 related absence. Note that not all open settings completed the survey and that these figures are an underestimate of the actual number of open settings and children attending.
- This week, 1079 (4.9%) childcare staff were absent due to Covid-19 related reasons [based on a 52% response rate].

Estimated number of local authority school-based staff absent due to Covid-related reasons, Scotland



Number of children attending and absent on 8 February 2022 by type of childcare provider

