

# Covid-19 Education Recovery Group - Infographic

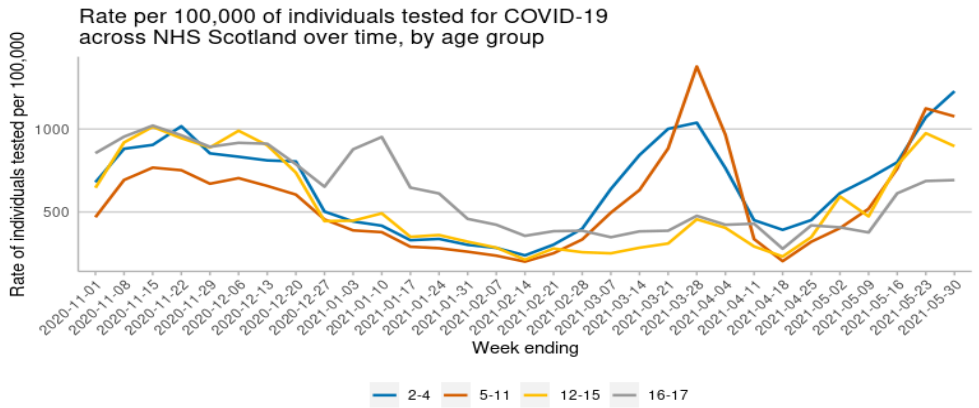
## In the week ending 30th May 2021:

- The rate of testing was 1,014.6 per 100,000 children and young people aged 2-17 years.
- The percentage of tests that were positive was 5.9% in those aged 2-17 years; an increase from 4.8% last week.
- The identified COVID-19 positive cases reflected a rate of 62.4 cases per 100,000 2-4 year olds, 120.6 cases per 100,000 5-11 year olds, 111.2 per 100,000 12-15 year olds and 116.9 cases per 100,000 of the general population was 66.1.

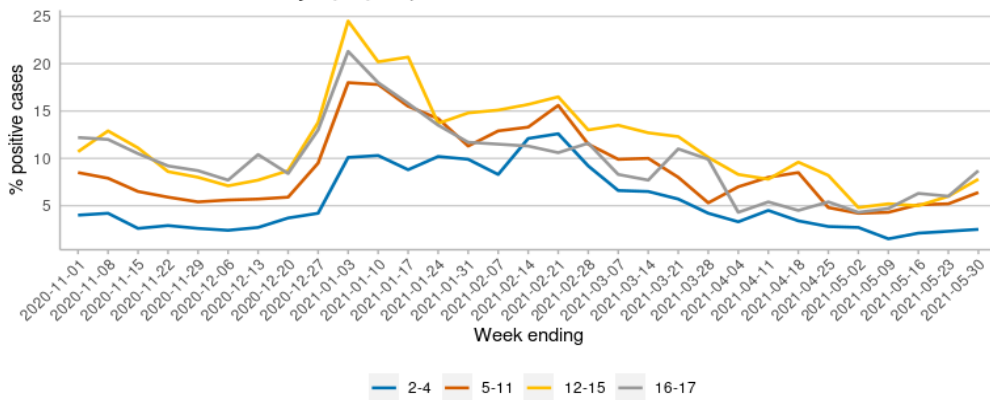
## On Tuesday 1 June:

- Attendance in local authority schools was 90.2%, whilst the percentages of openings recorded as pupils not in school (non Covid-19 reasons) was 8.1%, and for not in school (Covid-19 related reasons) was 1.8%.
- 10,732 pupils were not in school either all or part of the day because of Covid-19 related reasons.

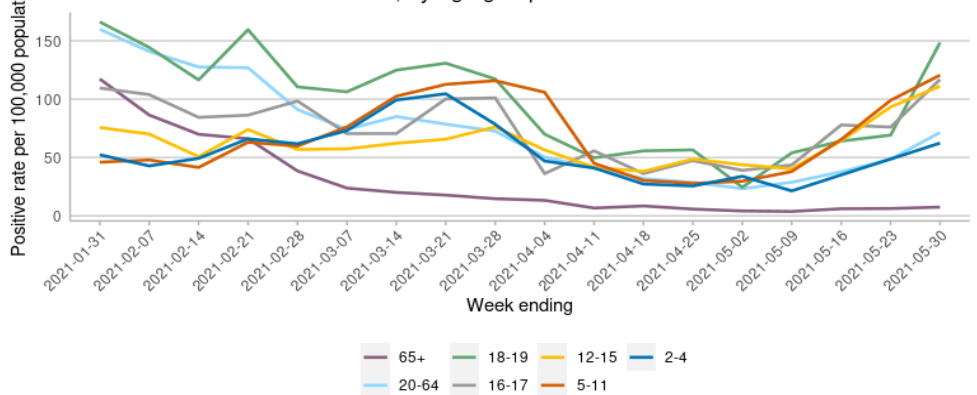
Rate per 100,000 of individuals tested for COVID-19 across NHS Scotland over time, by age group



Percentage of tests that had a positive result for COVID-19 over time, by age group

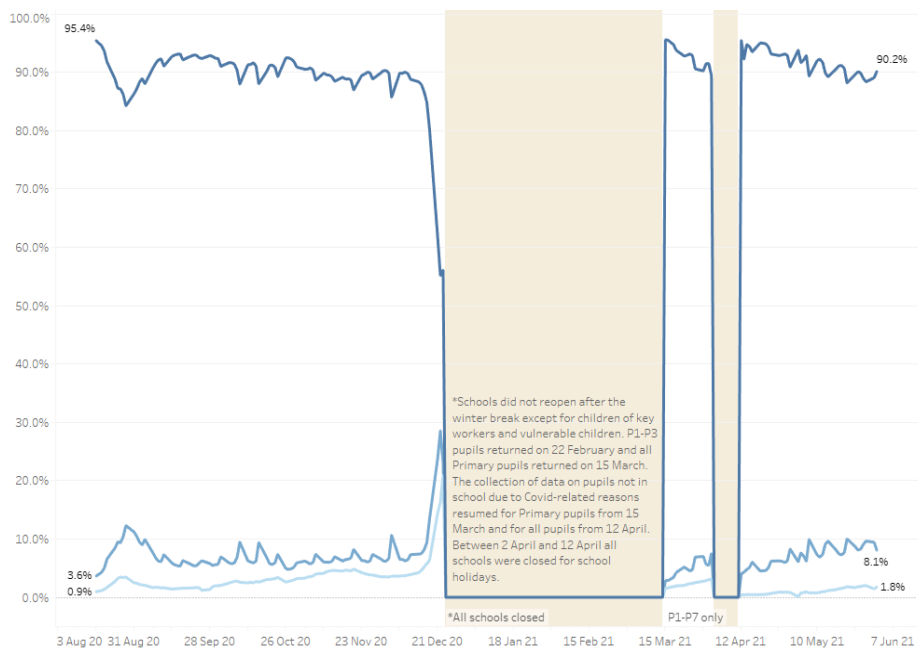


Rate per 100,000 population of positive COVID-19 cases across NHS Scotland over time, by age group



## School Attendance and Absence over time

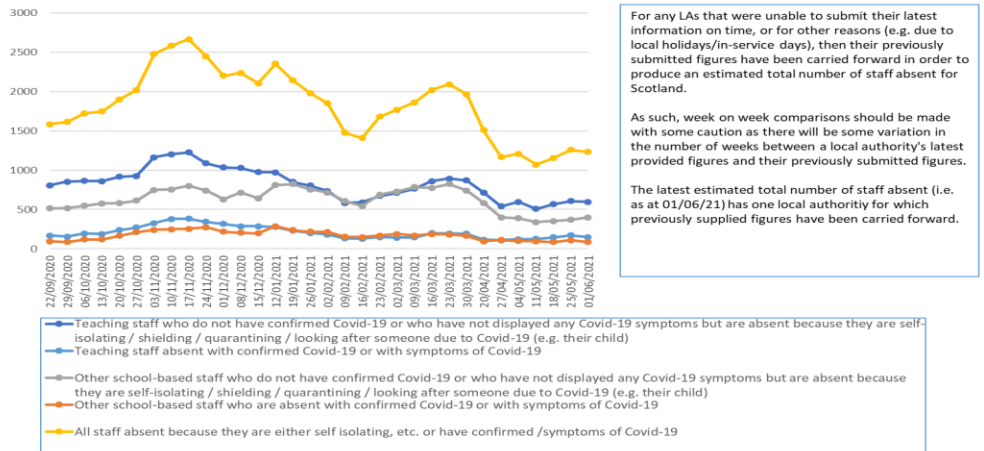
Percentage Attendance  
Percentage of openings showing pupils were not in school because of any Covid-19 related reason  
Percentage of openings showing pupils were not in school because of non-Covid-19 reasons



# Covid-19 Education Recovery Group - Infographic

- 1,234 staff were absent due to Covid-19 related reasons, of which, 746 were teaching staff and 488 were other school-based staff.
- 76,795 children were attending a childcare setting and 1,556 had a Covid-19 related absence. Note that not all open settings completed the survey and that these figures are an underestimate of the actual number of open settings and children attending.
- This week, 407 (2%) childcare staff were absent due to Covid-19 related reasons [based on a 50% response rate].

Estimated number of local authority school-based staff absent due to Covid-related reasons, Scotland



Number of children attending and absent on 01 June by type of childcare provider

