

# Covid-19 Education Recovery Group - Infographic

In the week ending 28th March 2021:

- The rate of testing was 989.1 per 100,000 children and young people aged 2-17 years.
- The percentage of tests that were positive was 5.9% in those aged 2-17 years; a decrease from 8.1% last week.
- The identified COVID-19 positive cases reflected a rate of 77.9 cases per 100,000 2-4 year olds, 115.6 cases per 100,000 5-11 year olds 76.2 per 100,000 12-15 year olds and 102.1 cases per 100,000 16-17 year olds. The rate of cases per 100,000 of the general population was 65.1.

On 30th March:

## Primary Schools:

- Attendance in Primary schools was 91.8%.
- Absences (authorised and unauthorised) because of non Covid-19 related reasons were reported at 5.5%.
- 9,140 pupils were not in school either all or part of the day because of Covid-19 related reasons.
- The percentage of school openings (i.e. half days) that showed pupils were not in school because of Covid-19 related reasons was 2.8%.

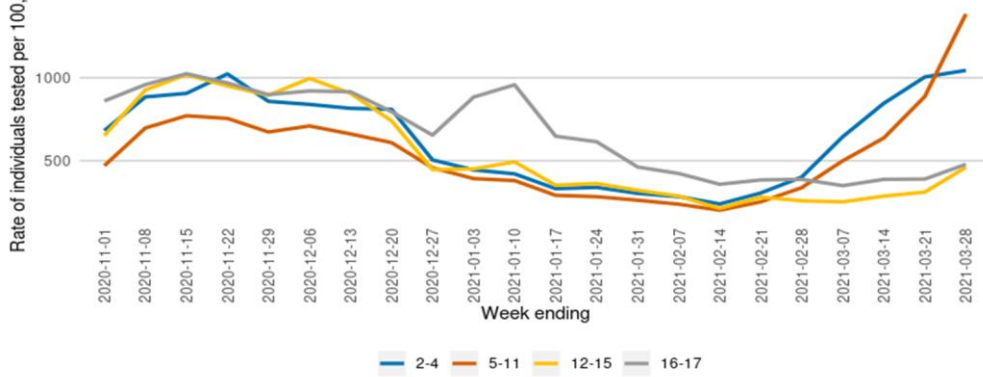
## Secondary Schools:

- The percentage of Secondary (S1-S6) pupils physically in school in the morning was 26.4%. In the afternoon this figure was 23.8%.

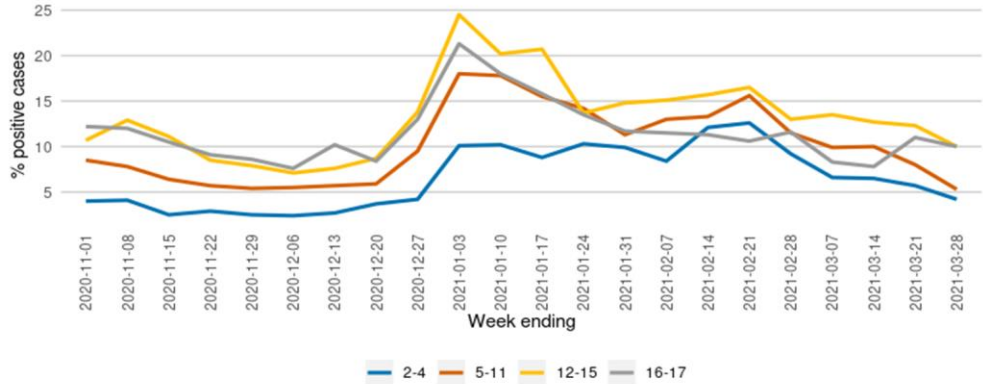
## Special Schools:

- In Special schools, the percentage of pupils physically in school was 66.8%.

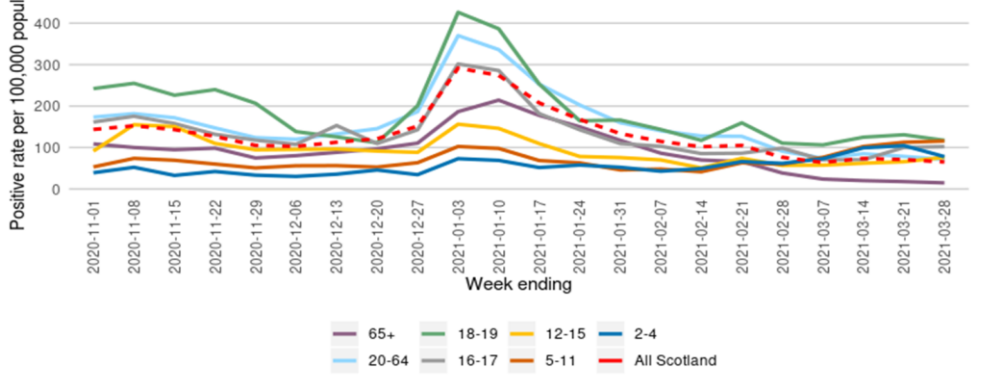
Rate per 100,000 of individuals tested for COVID-19 across NHS Scotland over time, by age group



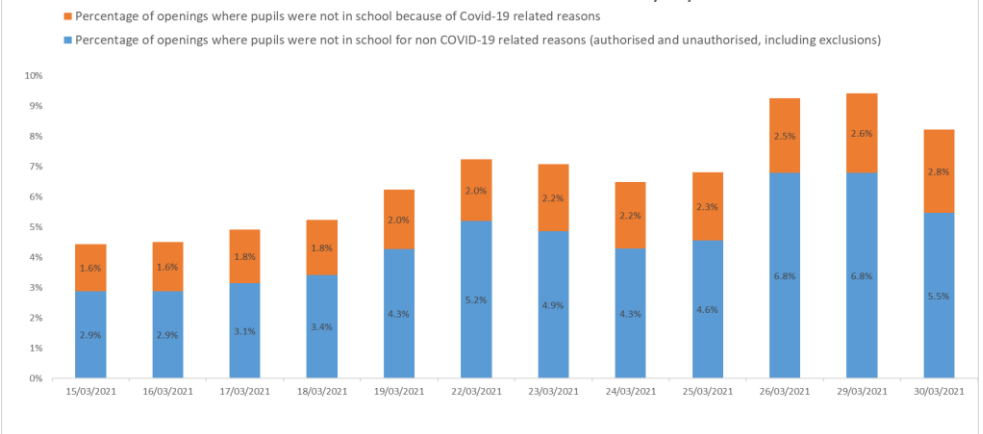
Percentage of tests that had a positive result for COVID-19 over time, by age group



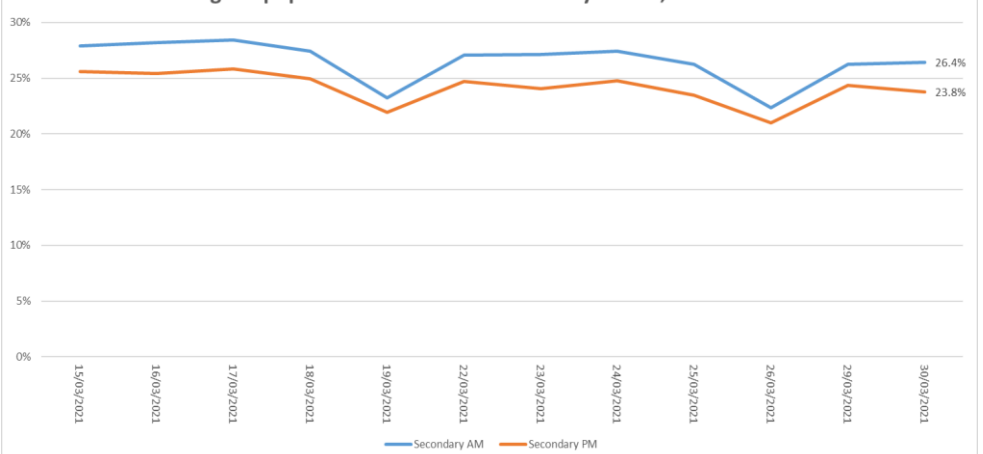
Rate per 100,000 population of positive COVID-19 cases across NHS Scotland over time, by age group



School absence rate: COVID-19 and non COVID-19 related reasons - Primary only - 15 March onwards



Percentage of pupils in attendance in secondary school, 15 March onwards



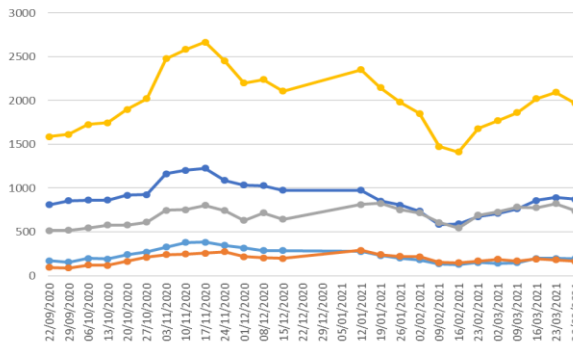
# Covid-19 Education Recovery Group - Infographic

- From Monday 15 March all children in Primary school were to return to school, with all Secondary pupils returning part-time from this date.

On 30th March:

- 1,969 staff were absent due to Covid-19 related reasons, of which, 1,064 were teaching staff and 905 were other school-based staff.
- 72,218 children were attending a childcare setting and 1,515 had a Covid-19 related absence. Note that not all open settings completed the survey and that these figures are an underestimate of the actual number of open settings and children attending.
- This week, 717 (3.6%)** childcare staff were absent due to Covid-19 related reasons [based on a 50% response rate]

Estimated number of local authority school-based staff absent due to Covid-related reasons, Scotland



For any LAs that were unable to submit their latest information on time, or for other reasons (e.g. due to local holidays/in-service days), then their previously submitted figures have been carried forward in order to produce an estimated total number of staff absent for Scotland.

As such, week on week comparisons should be made with some caution as there will be some variation in the number of weeks between a local authority's latest provided figures and their previously submitted figures.

The latest estimated total number of staff absent (i.e. as at 30/03/21) has no local authorities for which previously supplied figures have been carried forward.

No figures have been provided for 5 of the 6 authorities where the schools are on term break this week.

● Teaching staff who do not have confirmed Covid-19 or who have not displayed any Covid-19 symptoms but are absent because they are self-isolating / shielding / quarantining / looking after someone due to Covid-19 (e.g. their child)  
● Teaching staff absent with confirmed Covid-19 or with symptoms of Covid-19  
● Other school-based staff who do not have confirmed Covid-19 or who have not displayed any Covid-19 symptoms but are absent because they are self-isolating / shielding / quarantining / looking after someone due to Covid-19 (e.g. their child)  
● Other school-based staff who are absent with confirmed Covid-19 or with symptoms of Covid-19  
● All staff absent because they are either self isolating, etc. or have confirmed /symptoms of Covid-19

Number of children attending and absent on 30 March by type of childcare provider

