

# Covid-19 Education Recovery Group - Infographic

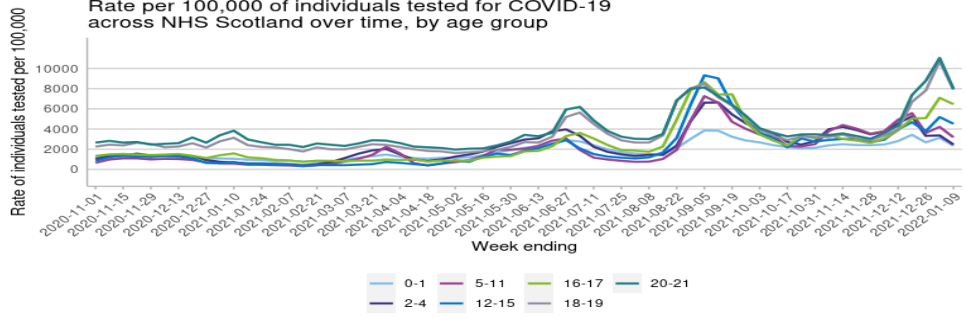
## In the week ending 9th January 2022:

- The rate of testing was 3412.5 per 100,000 children and young people aged 2-17 years.
- The percentage of tests that were positive was 34.7% in those aged 2-17 years; a decrease from 34.8% in week 52 in 2021.
- The identified COVID-19 positive cases reflected a rate of 605.1 cases per 100,000 2-4 year olds, 1,009.9 cases per 100,000 5-11 year olds, 1,472.2 per 100,000 12-15 year olds and 2,022 cases per 100,000 16-17 year olds. The rate of cases per 100,000 of the general population was 1427.2.

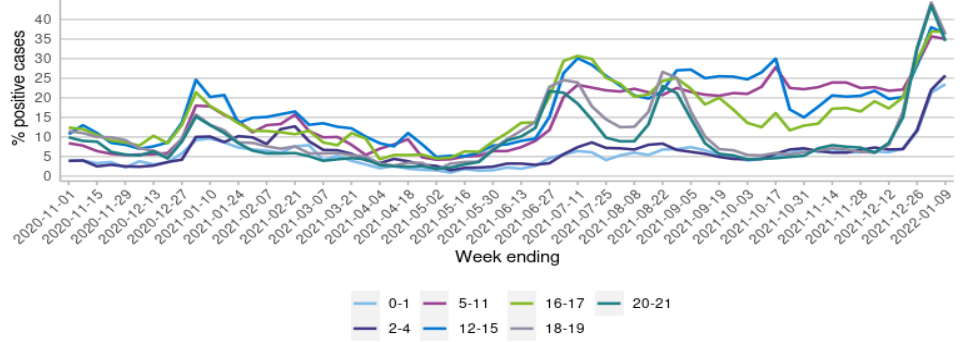
## On 11<sup>th</sup> January :

- Attendance in local authority schools was 89.1% whilst the percentages of openings recorded as pupils not in school (non Covid-19 reasons) was 6.9%, and for not in school (Covid-19 related reasons) was 4.1%.
- 28,600 pupils were not in school either all or part of the day because of Covid-19 related reasons. Of these, 8,631 were not in school because of a Covid-19 related sickness.

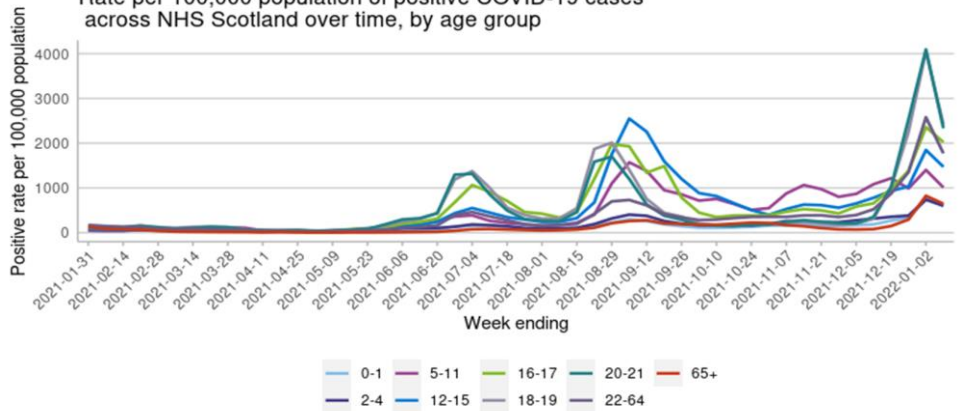
Rate per 100,000 of individuals tested for COVID-19 across NHS Scotland over time, by age group



Percentage of tests that had a positive result for COVID-19 over time, by age group

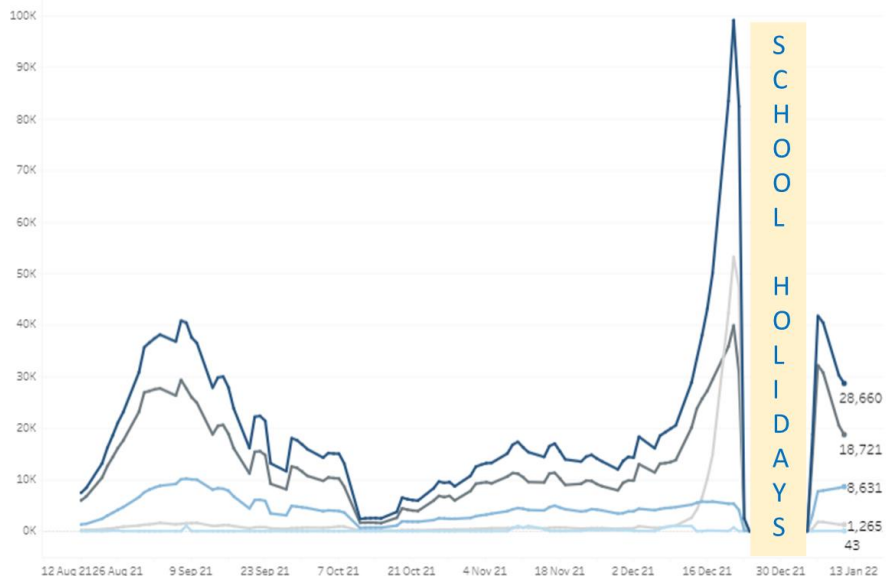


Rate per 100,000 population of positive COVID-19 cases across NHS Scotland over time, by age group



## School Attendance and Absence over time

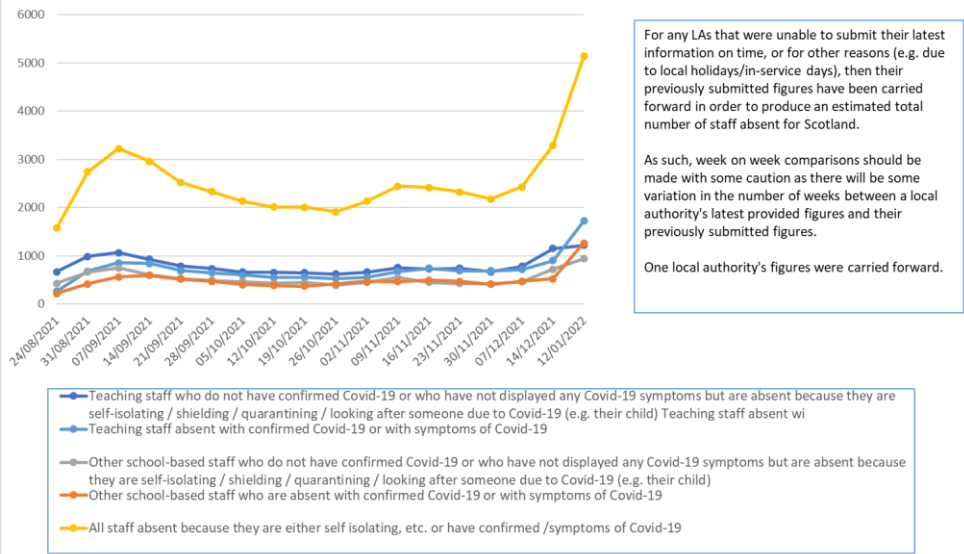
- All
- Number of pupils not in school because of a Covid-19 related sickness
- Number of pupils not in school because the school was closed due to Covid-19
- Number of pupils not in school because their parent(s) chose to keep them away from school as a precautionary measure contrary to public health guidance
- Number of pupils not in school because they were self-isolating in relation to Covid-19



# Covid-19 Education Recovery Group - Infographic

- 5137 staff were absent due to Covid-19 related reasons, of which, 2,936 were teaching staff and 2,201 were other school-based staff.
- 59,682 children were attending a childcare setting and 2166 had a Covid-19 related absence. Note that not all open settings completed the survey and that these figures are an underestimate of the actual number of open settings and children attending.
- This week, 2,033 (8.6%) childcare staff were absent due to Covid-19 related reasons [based on a 56% response rate].

Estimated number of local authority school-based staff absent due to Covid-related reasons, Scotland



Number of children attending and absent on 11 January 2022 by type of childcare provider

