

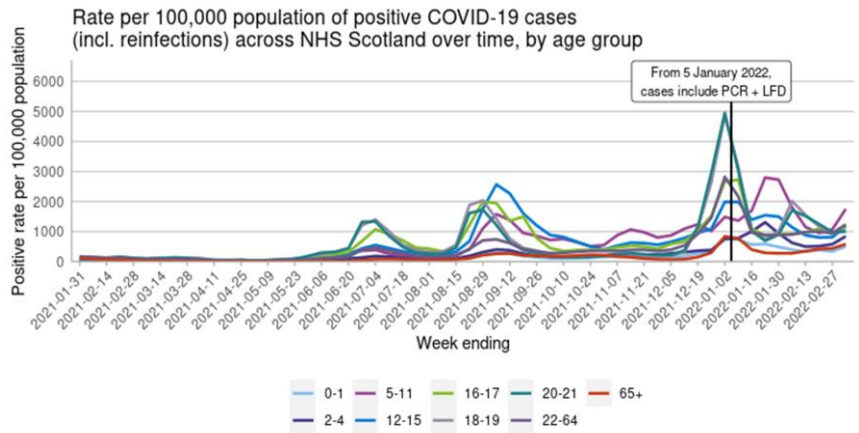
Covid-19 Education Recovery Group - Infographic

In the week ending 6th March 2022:

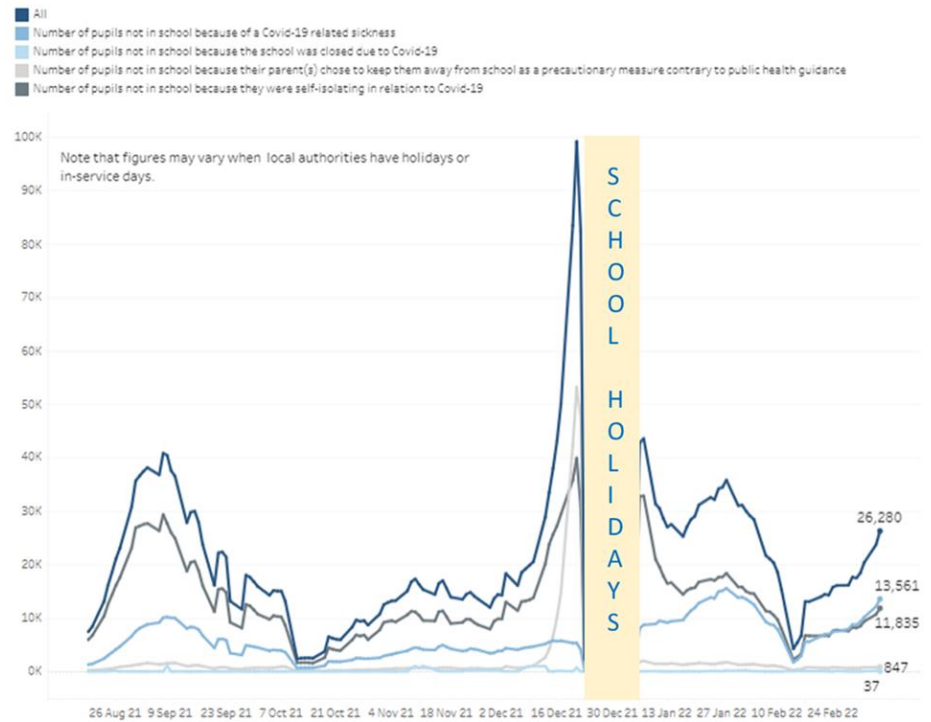
- The percentage of tests that were positive was 21.0% in those aged 2-17 years; an increase from 18.4% in week 08 in 2022.
- The identified COVID-19 positive cases reflected a rate of 844.0 cases per 100,000 2-4 year olds, 1751.7 cases per 100,000 5-11 year olds, 1177.5 per 100,000 12-15 year olds and 1170.3 cases per 100,000 16-17 year olds. The rate of cases per 100,000 of the general population was 1111.7.

On 8th March:

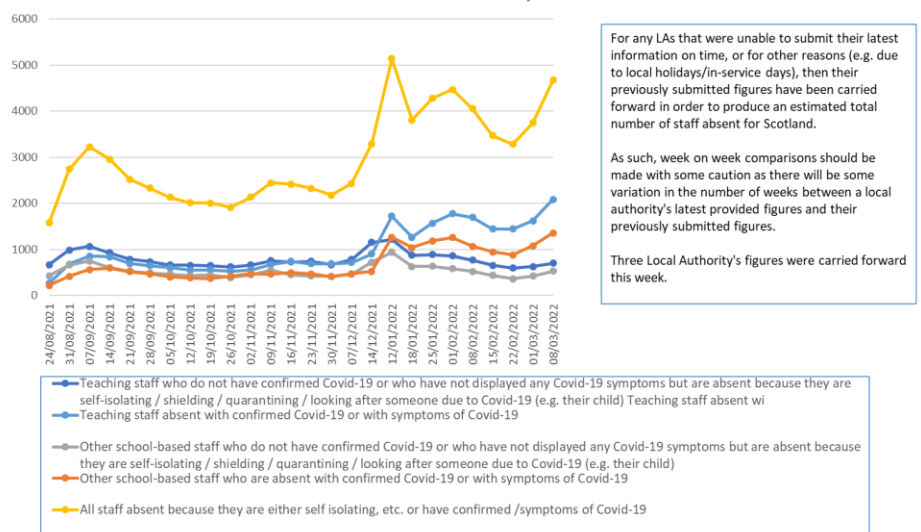
- Attendance in local authority schools was 88.0% whilst the percentages of openings recorded as pupils not in school (non Covid-19 reasons) was 8.2%, and for not in school (Covid-19 related reasons) was 3.7%.
- 26,280 pupils were not in school either all or part of the day because of Covid-19 related reasons. Of these, 13,561 were not in school because of a Covid-19 related sickness.
- 4676 staff were absent due to Covid-19 related reasons, of which, 2,788 were teaching staff and 1,888 were other school-based staff.
- 55,133 children were attending a childcare setting and 2285 had a Covid-19 related absence. Note that not all open settings completed the survey and that these figures are an underestimate of the actual number of open settings and children attending.
- This week, 1,498 (6.8%) childcare staff were absent due to Covid-19 related reasons [based on a 54% response rate].



School Attendance and Absence over time



Estimated number of local authority school-based staff absent due to Covid-related reasons, Scotland



Number of children attending and absent on 8 March 2022 by type of childcare provider

