

Covid-19 Education Recovery Group - Infographic

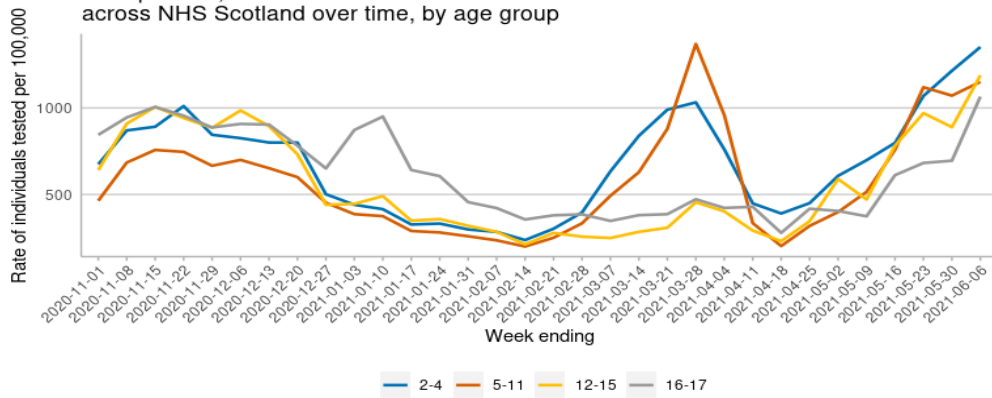
In the week ending 6th June 2021:

- The rate of testing was 1,186.5 per 100,000 children and young people aged 2-17 years.
- The percentage of tests that were positive was 6.5% in those aged 2-17 years; an increase from 5.9% last week.
- The identified COVID-19 positive cases reflected a rate of 94.5 cases per 100,000 2-4 year olds, 125.6 cases per 100,000 5-11 year olds, 149.7 per 100,000 12-15 year olds and 201.4 cases per 100,000 16-17 year olds. The rate of cases per 100,000 of the general population was 98.6.

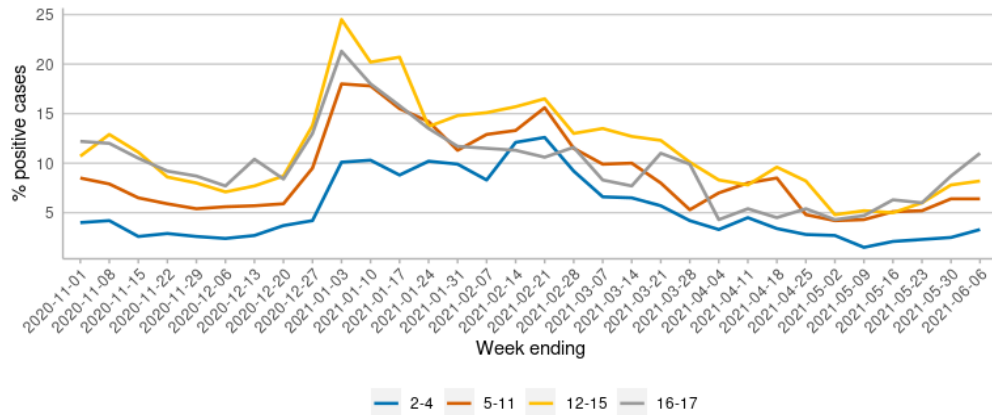
On 8th June:

- Attendance in local authority schools was 89.6%, whilst the percentages of openings recorded as pupils not in school (non Covid-19 reasons) was 7.9%, and for not in school (Covid-19 related reasons) was 2.5%.
- 16,508 pupils were not in school either all or part of the day because of Covid-19 related reasons.

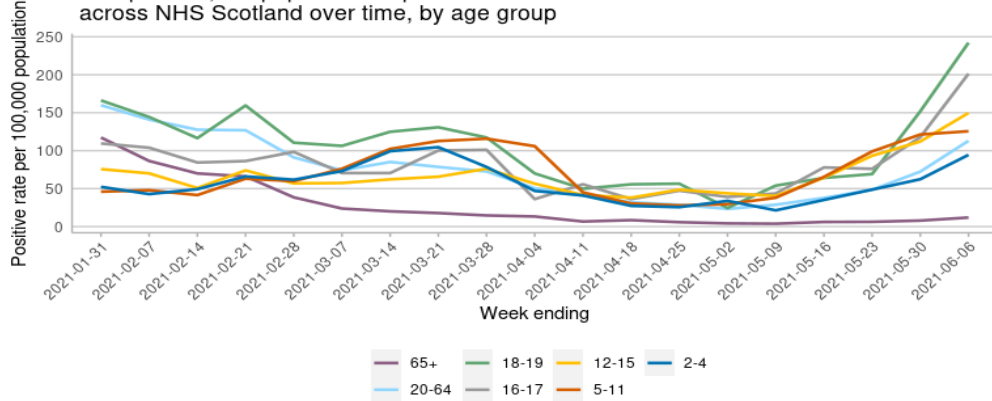
Rate per 100,000 of individuals tested for COVID-19 across NHS Scotland over time, by age group



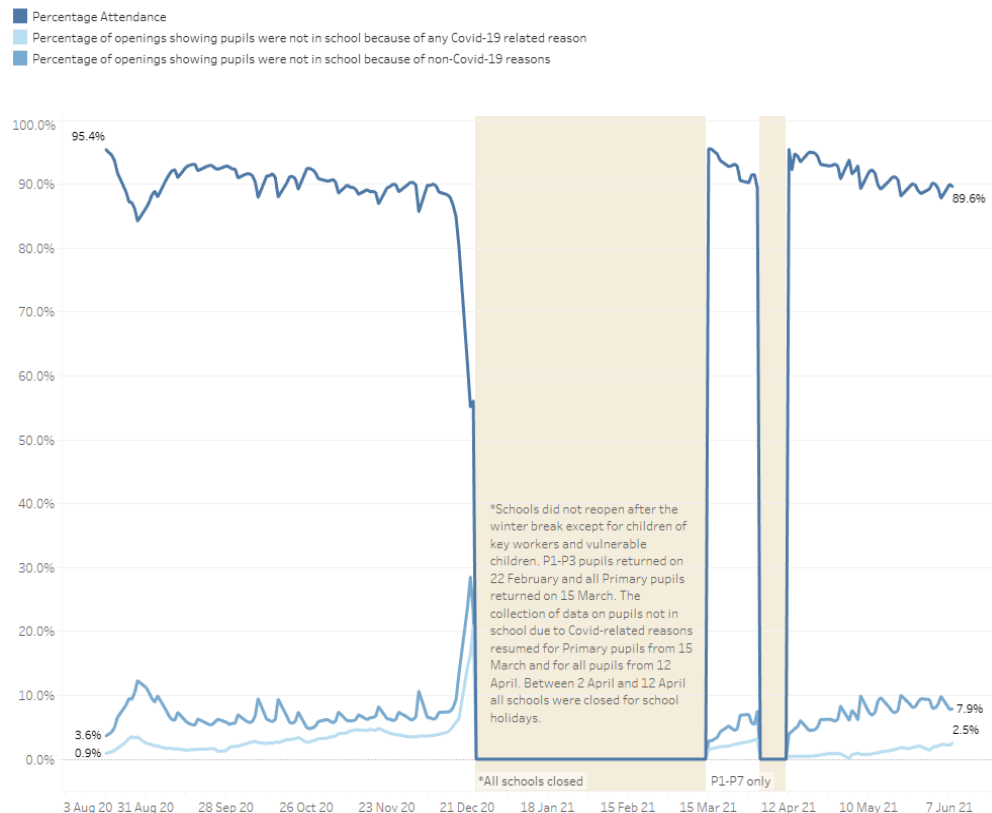
Percentage of tests that had a positive result for COVID-19 over time, by age group



Rate per 100,000 population of positive COVID-19 cases across NHS Scotland over time, by age group



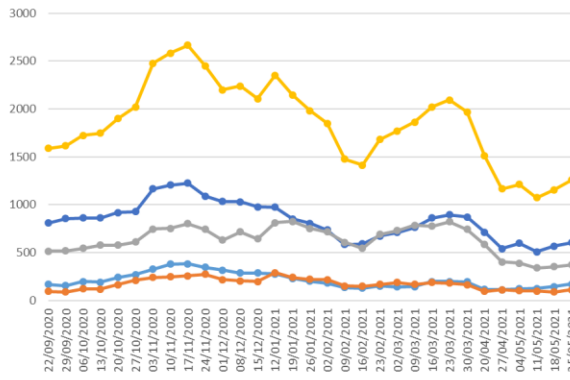
School Attendance and Absence over time



Covid-19 Education Recovery Group - Infographic

- 1,464 staff were absent due to Covid-19 related reasons, of which, 880 were teaching staff and 584 were other school-based staff.
- Note that childcare data has moved to a fortnightly collection - the next update will be provided next week beginning June 14.

Estimated number of local authority school-based staff absent due to Covid-related reasons, Scotland



For any LAs that were unable to submit their latest information on time, or for other reasons (e.g. due to local holidays/in-service days), then their previously submitted figures have been carried forward in order to produce an estimated total number of staff absent for Scotland.

As such, week on week comparisons should be made with some caution as there will be some variation in the number of weeks between a local authority's latest provided figures and their previously submitted figures.

The latest estimated total number of staff absent (i.e. as at 25/05/21) has two local authorities for which previously supplied figures have been carried forward.

- Teaching staff who do not have confirmed Covid-19 or who have not displayed any Covid-19 symptoms but are absent because they are self-isolating / shielding / quarantining / looking after someone due to Covid-19 (e.g. their child)
- Teaching staff absent with confirmed Covid-19 or with symptoms of Covid-19
- Other school-based staff who do not have confirmed Covid-19 or who have not displayed any Covid-19 symptoms but are absent because they are self-isolating / shielding / quarantining / looking after someone due to Covid-19 (e.g. their child)
- Other school-based staff who are absent with confirmed Covid-19 or with symptoms of Covid-19
- All staff absent because they are either self isolating, etc. or have confirmed /symptoms of Covid-19