

High Level Summary of Statistics Crime and Justice

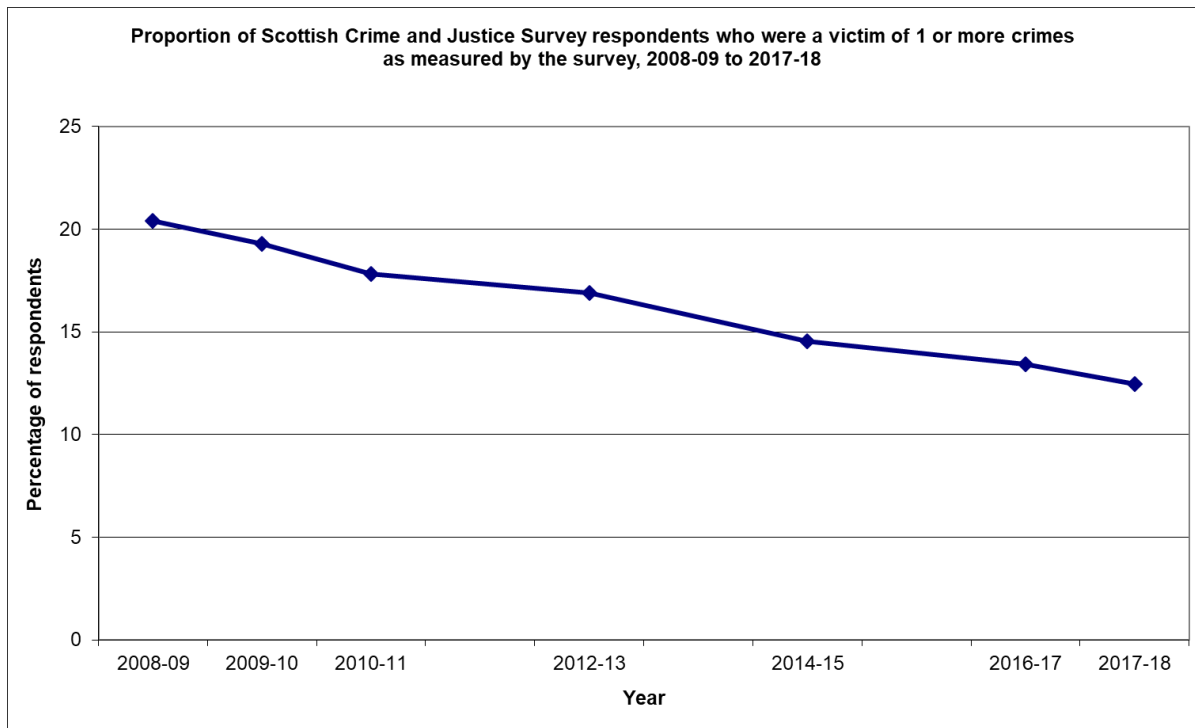
Crime, Disorder and Danger.....	2
Crime Victimisation.....	2
Perception of Crime	3
Domestic Abuse	4
Racist Incidents.....	5
Fire and rescue incidents.....	6
Scottish Fire and Rescue Service, Fire Safety and Organisational Statistics, Scotland	8
Violent Crime	10
Homicide.....	10
Crimes Involving a Firearm	11
Policing	12
Police Strength	12
Volume of Crime Recorded by the Police	13
Types of Crime Recorded by the Police	14
Crime Cleared up by the Police	15
Firearm Certificates in Scotland	16
Drugs and Alcohol	17
Prevalence of Problem Drug Users.....	17
Drug Seizures and Offender Characteristics.....	19
Liquor Licensing.....	22
Criminal Justice	23
Summary court cases dealt with within 26 weeks	23
Reconvictions.....	24
Sentences Imposed.....	25
Prison population	27
Criminal Justice Social Work Statistics	28
Civil Justice	29
Civil Justice Statistics in Scotland	29

Crime, Disorder and Danger

Crime Victimization

Last updated: March 2019

The proportion of adults who experienced at least one crime was 12.5% in 2017-18, down from 20.4% in 2008-09. The apparent decrease from 13.4% in 2016-17 is a not statistically significant change and its performance is categorised as unchanged.



Source: Scottish Government Scottish Crime and Justice Survey

Publication

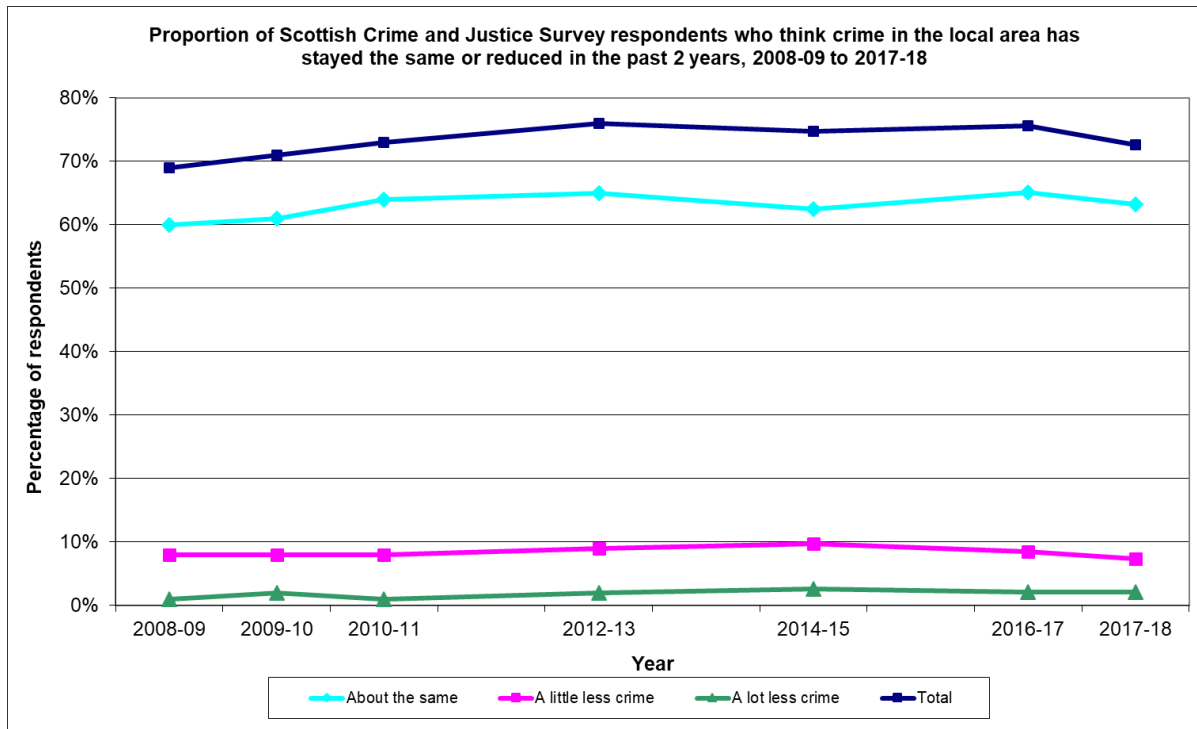
Scottish Crime and Justice Survey 2017/18 Main Findings Report (Published March 2019)

<https://www.gov.scot/publications/scottish-crime-justice-survey-2017-18-main-findings/>

Perception of Crime

Last updated: March 2019

73% of SCJS respondents in 2017-18 said that the crime rate in their local area had decreased or stayed the same over the last couple of years. The proportion holding this view has increased over the last decade or so from 65% in 2006 and 69% in 2008-09. However, looking more recently, the figure has fallen from 76% in 2016-17.



Source: Scottish Government Scottish Crime and Justice Survey

Publication

Scottish Crime and Justice Survey 2017/18 Main Findings Report (Published March 2019)

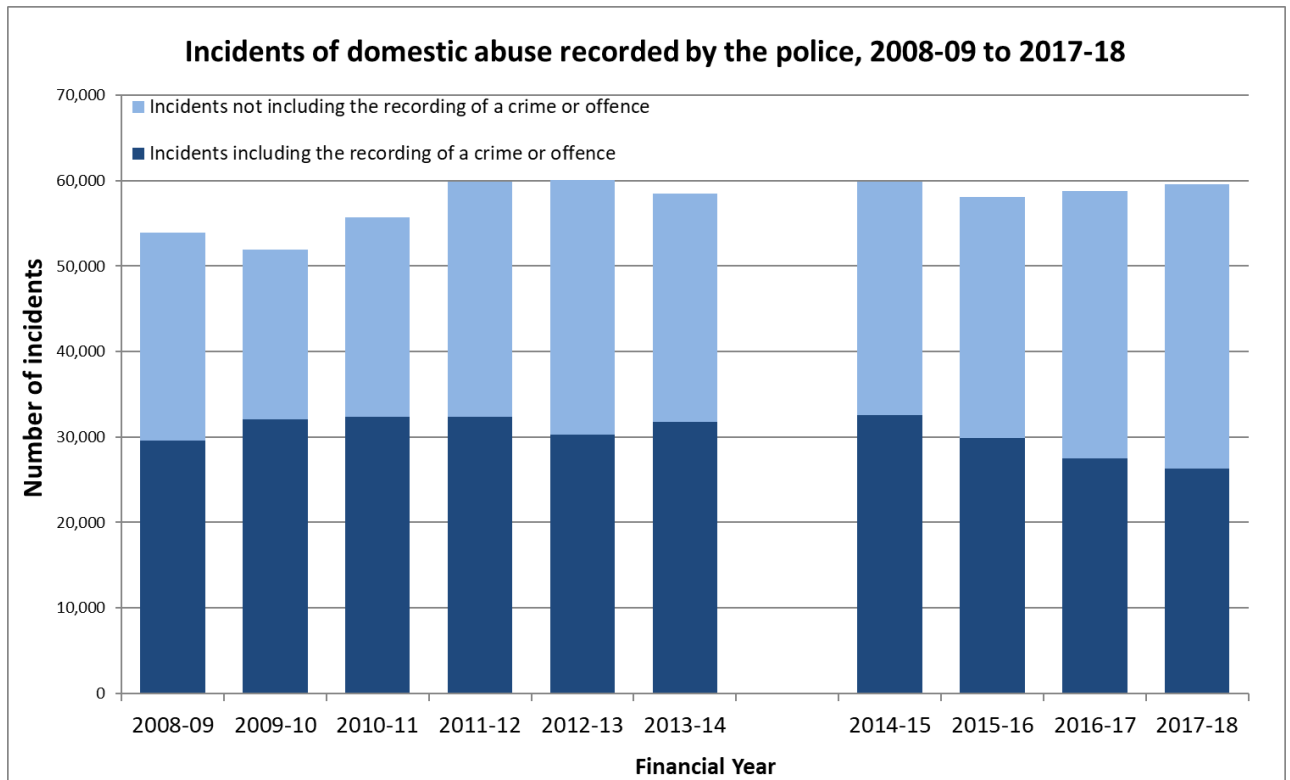
<https://www.gov.scot/publications/scottish-crime-justice-survey-2017-18-main-findings/>

Domestic Abuse

Last updated: November 2018

In 2017-18 there were 59,541 incidents of domestic abuse recorded by the police in Scotland an increase of 1% from 2016-17.

In 2017-18, 44% of incidents of domestic abuse recorded by the police in Scotland resulted in at least one crime or offence being committed, compared to 47% in 2016-17.



* Chart has been displayed with gaps in the time series to highlight the changes in data collection.

Source: Justice Analytical Services

Publication

[Domestic Abuse Recorded by the Police in Scotland, 2017-18](https://www.gov.scot/publications/domestic-abuse-recorded-police-scotland-2017-18/) (Published November 2018)

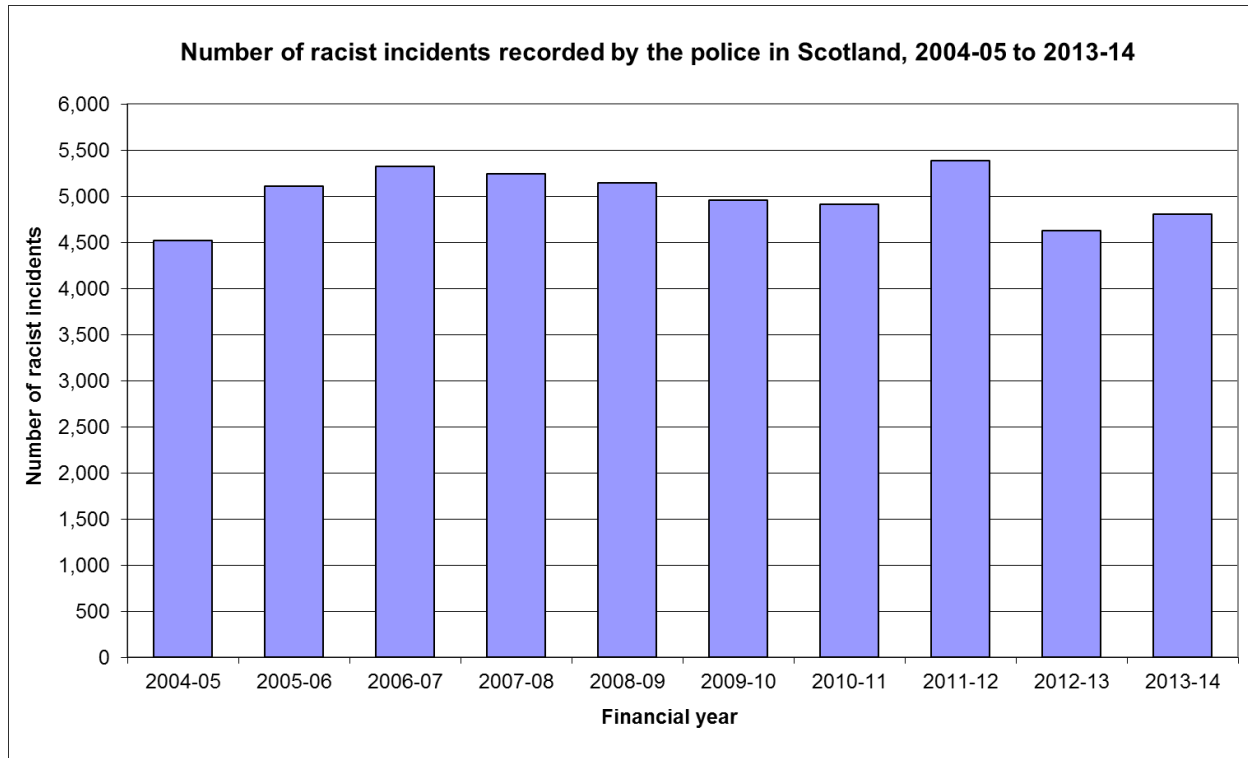
<https://www.gov.scot/publications/domestic-abuse-recorded-police-scotland-2017-18/>

Racist Incidents

Last updated: November 2015

The definition of a racist incident as given by Sir William MacPherson in his Report on the Stephen Lawrence Inquiry is **"any incident which is perceived to be racist by the victim or any other person."**

There were 4,807 racist incidents recorded by the police in 2013-14. This is an increase of 3.9% compared to 2012-13 when 4,628 incidents were recorded, and the third lowest since 2004-05.



Source: Justice Analytical Services

Note (1): It is important to note that these statistics cover only incidents reported to the police, not all racist incidents.

Publication

[Racist Incidents Recorded by the Police in Scotland, 2013-14](#) (Published Nov 2015)

<http://www.gov.scot/Publications/2015/11/7911>

Fire and rescue incidents

Last updated: October 2017

Responsibility for producing the *Fire and Rescue Statistics, Scotland* transferred from Scottish Government to the Scottish Fire and Rescue Service in 2015. These highlights are taken from the publication produced by the SFRS, the third in this series, which currently is not recognised as Official Statistics under the UK Statistics Authority accreditation scheme.

Provisionally, there were 44 fire fatalities in 2016-17 – an increase on the all-time low of 31 in 2013-14. The number of fatal casualties in fires is prone to fluctuation because the numbers are small and, while this figure is higher than in 2013-14, it is the third lowest figure in the last ten years and continues the general downward trend.

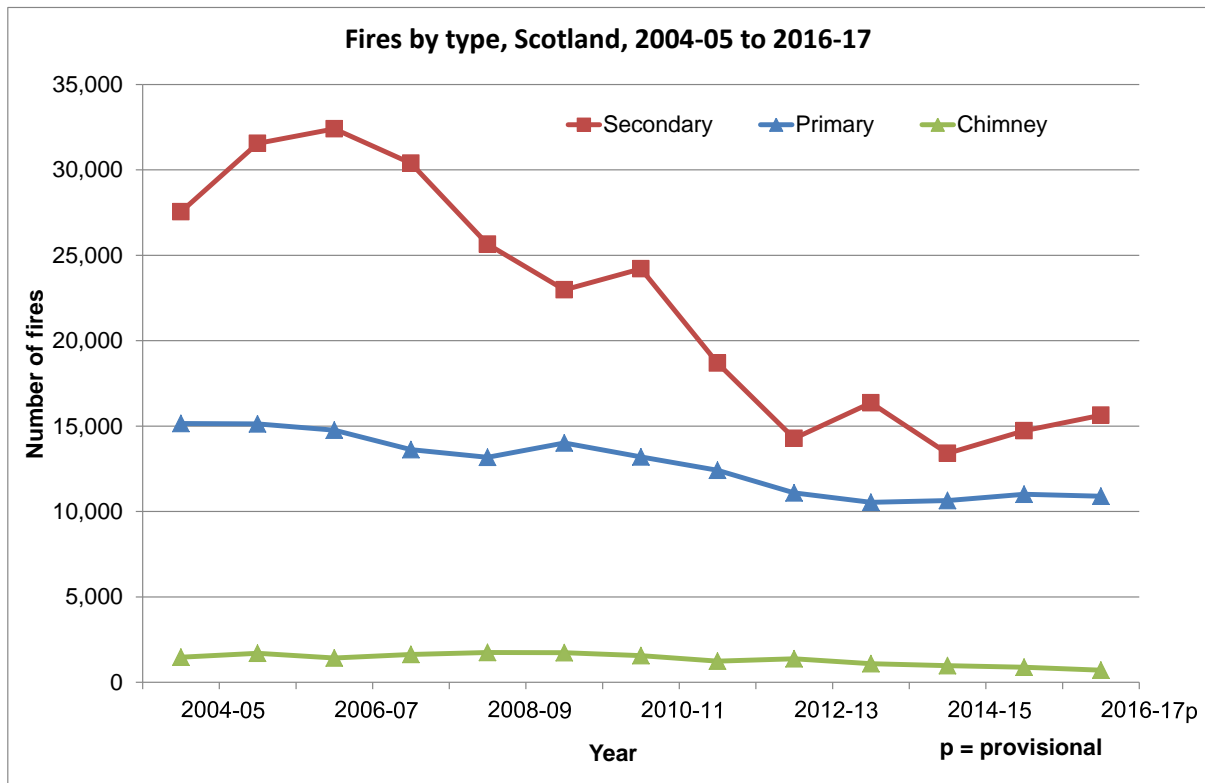
There were 4,926 accidental dwelling fires in 2016-17. Numbers have generally been around the 5,000 mark over the last five years, although they were 10 per cent lower than in 2007-08.

Of the 5,541 dwelling fires in 2016-17, most (89 per cent) were accidental. Deliberate dwelling fires have been on a downward trend over the last ten years, falling by 48 per cent since 2007-08.

False alarms accounted for 57 per cent of all incidents attended by the SFRS, more than any other incident type. The total number of false alarms – to fire or special service incidents - increased by four per cent from 2015-16 to 2016-17 (from 49,421 to 51,555). This is driven by a rise in false alarms due to equipment which increased by five per cent. This may in part reflect an increase in the number of alarms fitted in Scotland, though further analysis is required to explore this further.

There were 12,344 special service incidents (i.e. non-fire incidents) attended by the SFRS in 2016-17, a slight fall from the previous year, although still the second largest level in the last seven years. The most common types of special service incidents were “effecting entry or exit” (2,848 incidents) and road traffic collisions (2,454 incidents).

Fires by type, 2004-05 to 2016-17



Notes

1 - figures before 2009-10 for primary fires are based on sample data weighted to former Fire and Rescue Service level

Publication

[Fire and Rescue Statistics, Scotland, 2016-17](#)

(Published October 2017 <http://www.firescotland.gov.uk/about-us/fire-and-rescue-statistics.aspx>)

**Scottish Fire and Rescue Service, Fire Safety and Organisational Statistics,
Scotland**

Last updated: August 2017

Responsibility for producing the *SFRS Fire Safety and Organisational Statistics* transferred from Scottish Government to the Scottish Fire and Rescue Service in 2015. These highlights are taken from the publication produced by the SFRS, the third in this series, which currently is not recognised as Official Statistics under the UK Statistics Authority accreditation scheme.

The SFRS carried out 71,000 Home Fire Safety Visits in 2016-17, a very small decrease on the previous year though over a third higher than in 2010-11. They also carried out 8,939 fire safety audits in non-domestic properties including businesses, schools and hospitals.

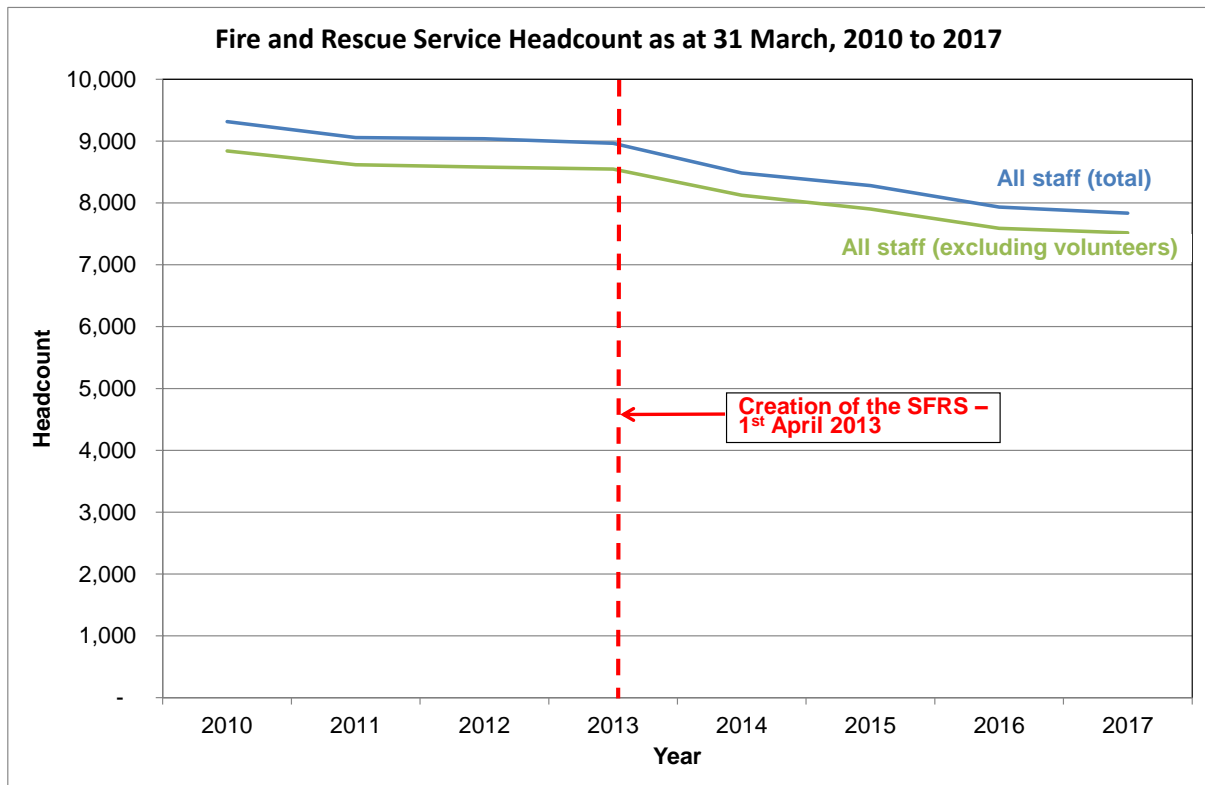
There were 7,834 members of SFRS staff, including volunteers, a decrease of 99 (one per cent) in the year to March 31st 2017. This total consists of 3,645 wholetime operational staff, 2,870 retained duty staff, 316 volunteers, 165 control staff and 838 support staff. The number of wholetime operational staff decreased by one per cent (45 staff) while the number of control staff decreased by 19 per cent (38 staff).

Male staff made up 87 per cent of the SFRS workforce, a gender split which has remained around the same over the last seven years. Ninety-five per cent of wholetime operational and retained duty system staff were male (3,467 and 2,712 staff respectively), whereas 84 per cent of control staff were female (139 staff).

There were 77 incidents at which attacks on SFRS personnel occurred, a decrease of seven incidents from the previous year. Three personnel injured were in attacks at incidents.

The number of stations was the same in 2016-17 as in both 2015-16 and 2014-15.

Fire and Rescue Service Headcount as at 31 March, 2010 to 2017



Publication

[SFRS Fire Safety and Organisational Statistics](#)

(Published August 2017) <http://www.firescotland.gov.uk/about-us/fire-and-rescue-statistics.aspx>

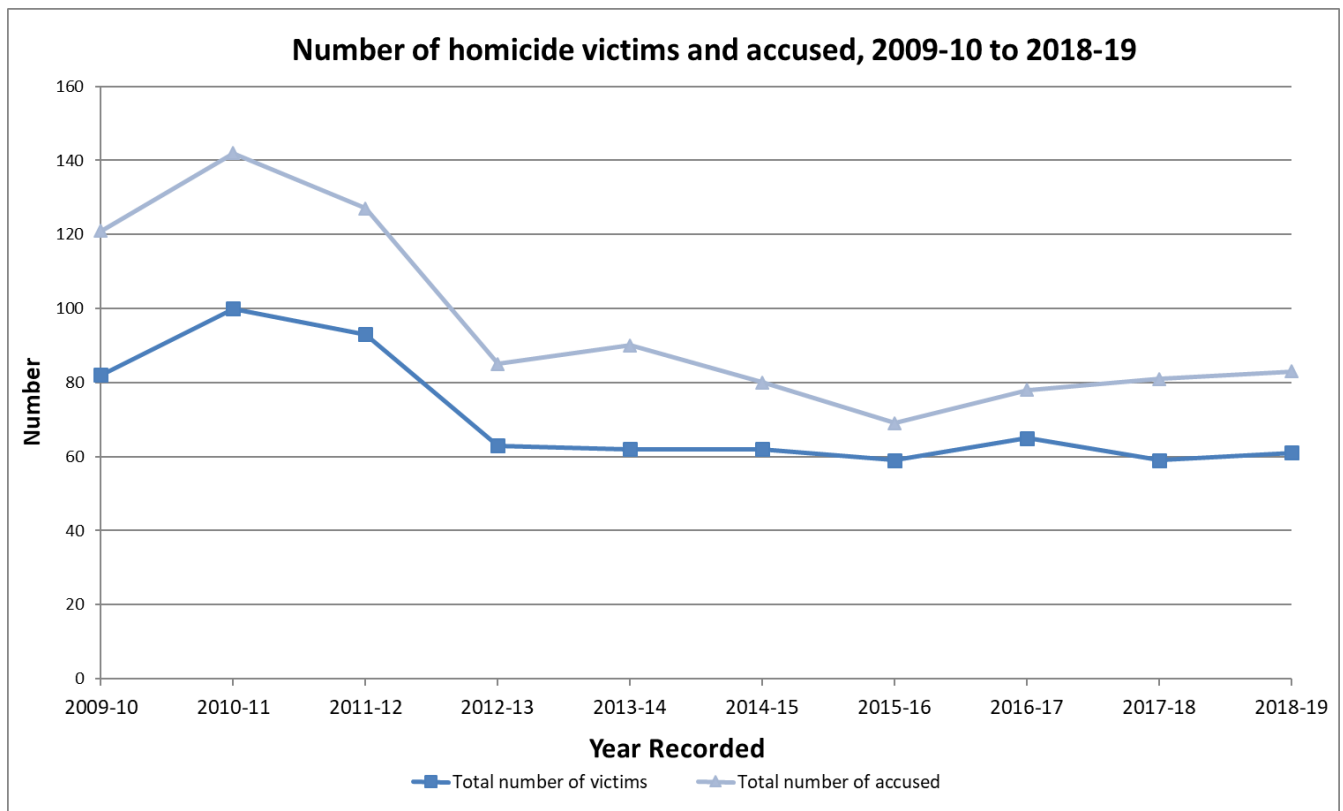
Violent Crime

Homicide

Last updated: October 2019

In 2018-19, there were 60 cases of homicide involving 61 victims. This represents an increase of 2 victims from 2017-18. There were 83 persons accused of homicide in Scotland in 2018-19.

In 2018-19, 75% of the victims of homicide were male, and 88% of those accused of homicide were male. The majority of male (55%) and female (83%) victims were killed in a dwelling.



Source: Justice Analytical Services HOM1 data collection

(1) Recorded as homicide as at October 2019.

Publication

[Homicide in Scotland 2018-19](#) (Published October 2019)

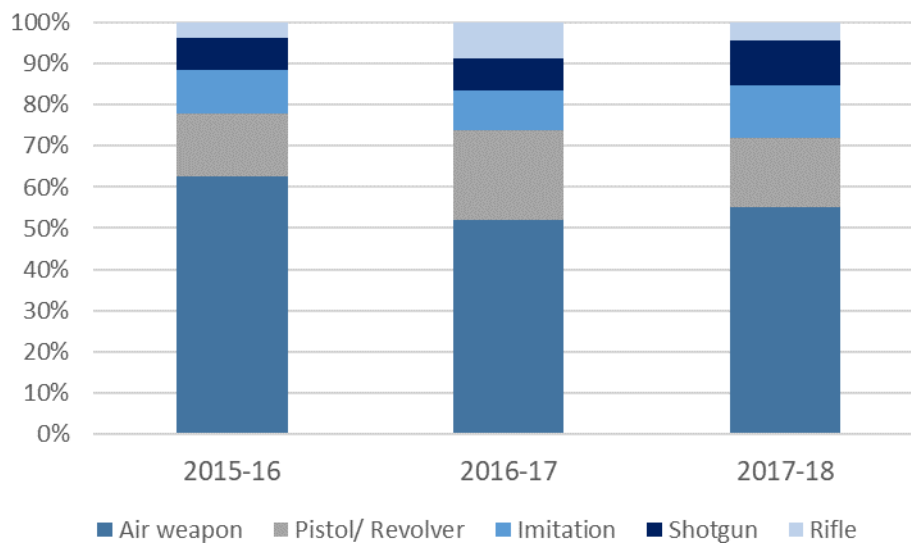
<https://www.gov.scot/publications/homicide-scotland-2018-19/>

Crimes Involving a Firearm

Last updated: April 2019

In 2017-18, Scottish police forces recorded 348 offences in which a firearm was alleged to have been involved, a decrease of 1% from the 350 offences in 2016-17. The number of firearms offences is at the lowest level since current data collection began in 1980. The number of offences in which a firearm was discharged and subsequently caused fatal or non-fatal injury to a person decreased by 5% from 43 in 2016-17 to 41 in 2017-18.

Over the last three years, air weapons have consistently been the most commonly identified weapon used in recorded offences involving a firearm.



Source: Justice Analytical Services

Publication

[Recorded Crimes and Offences involving Firearms, Scotland, 2016-17 & 2017-18](#)
(Published April 2019)

Policing

Police Strength

Last updated: February 2019

As at 31 December 2018, there were 17,175 full-time equivalent (FTE) police officers in Scotland. This is an increase of 941 police officers (+5.8%) from the position at 31 March 2007. Police officer numbers have increased by 27 FTE officers (+0.2 per cent) in the last quarter and decreased by 82 FTE officers (-0.5%) last year since 30 September 2018 and 31 December 2018 respectively.



Source: Justice Analytical Services

Publication

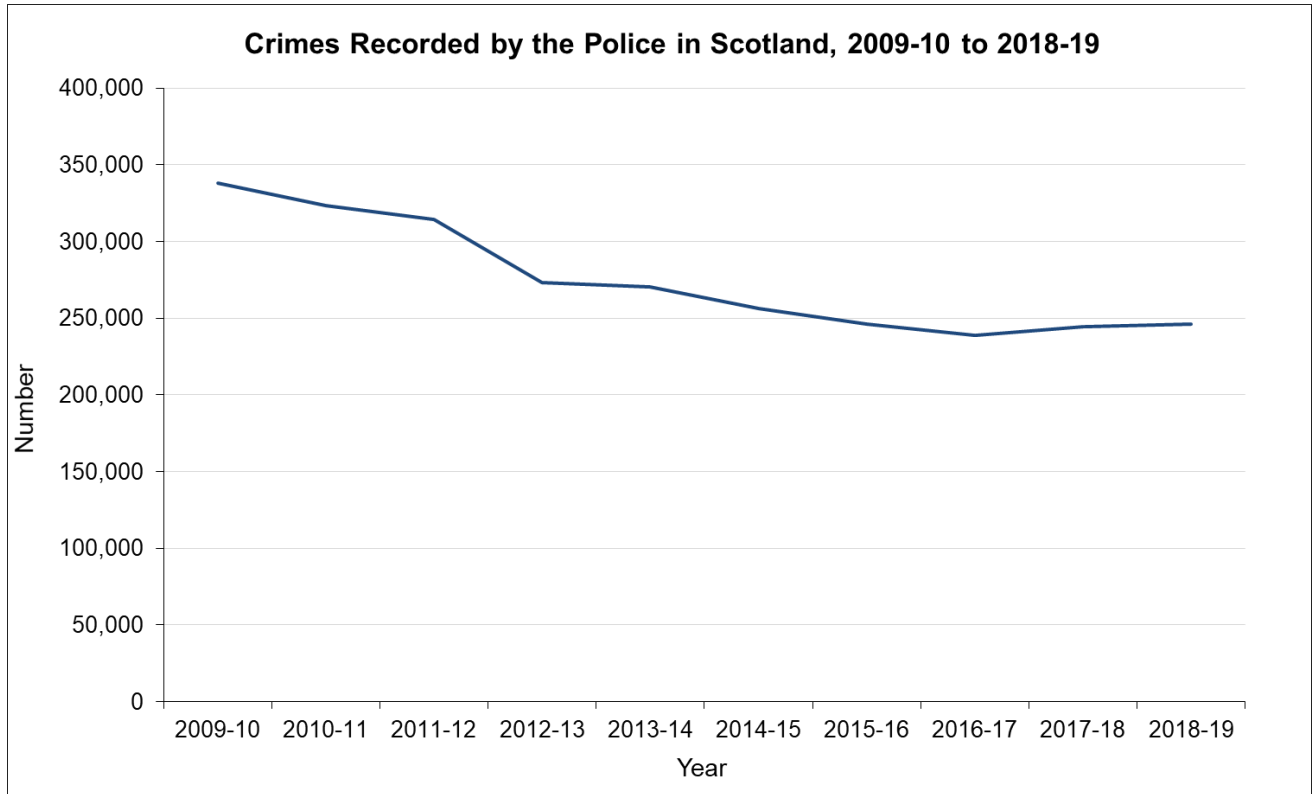
<https://www2.gov.scot/Topics/Statistics/Browse/Crime-Justice/PublicationPoliceStrength/POQS2018Q4>

(published February 2019)

Volume of Crime Recorded by the Police

Last updated: September 2019

Overall, from 2017-18 to 2018-19 the number of recorded crimes increased by 1%. The recording of crime remains at one of the lowest levels seen since 1974.



Source: Justice Analytical Services

Publication

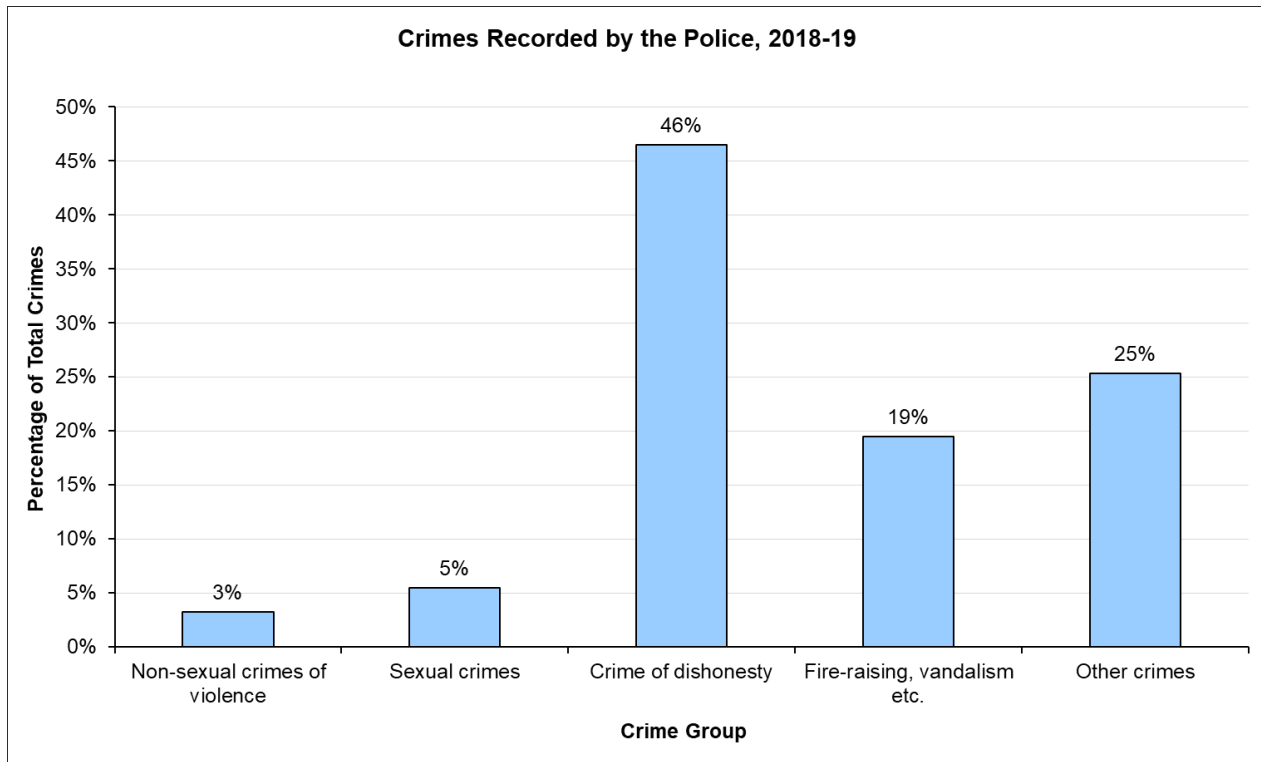
[Recorded Crime In Scotland, 2018-19](#) (Published September 2019)

<https://www.gov.scot/publications/recorded-crime-scotland-2018-19/>

Types of Crime Recorded by the Police

Last updated: September 2019

Non-sexual crimes of violence and Sexual crimes account for only 3% and 5% respectively of all crimes recorded. Crimes of dishonesty, which include Housebreaking and Shoplifting, account for just under half (46%) of the overall total. Fire-raising, Vandalism etc. account for 19% of all crimes, and Other crimes, which includes Handling of offensive weapons, Drug crimes and Breaches of bail conditions, account for 25% of all crimes.



Source: Justice Analytical Services

Publication

[Recorded Crime In Scotland, 2018-19](#) (Published September 2019)

<https://www.gov.scot/publications/recorded-crime-scotland-2018-19/>

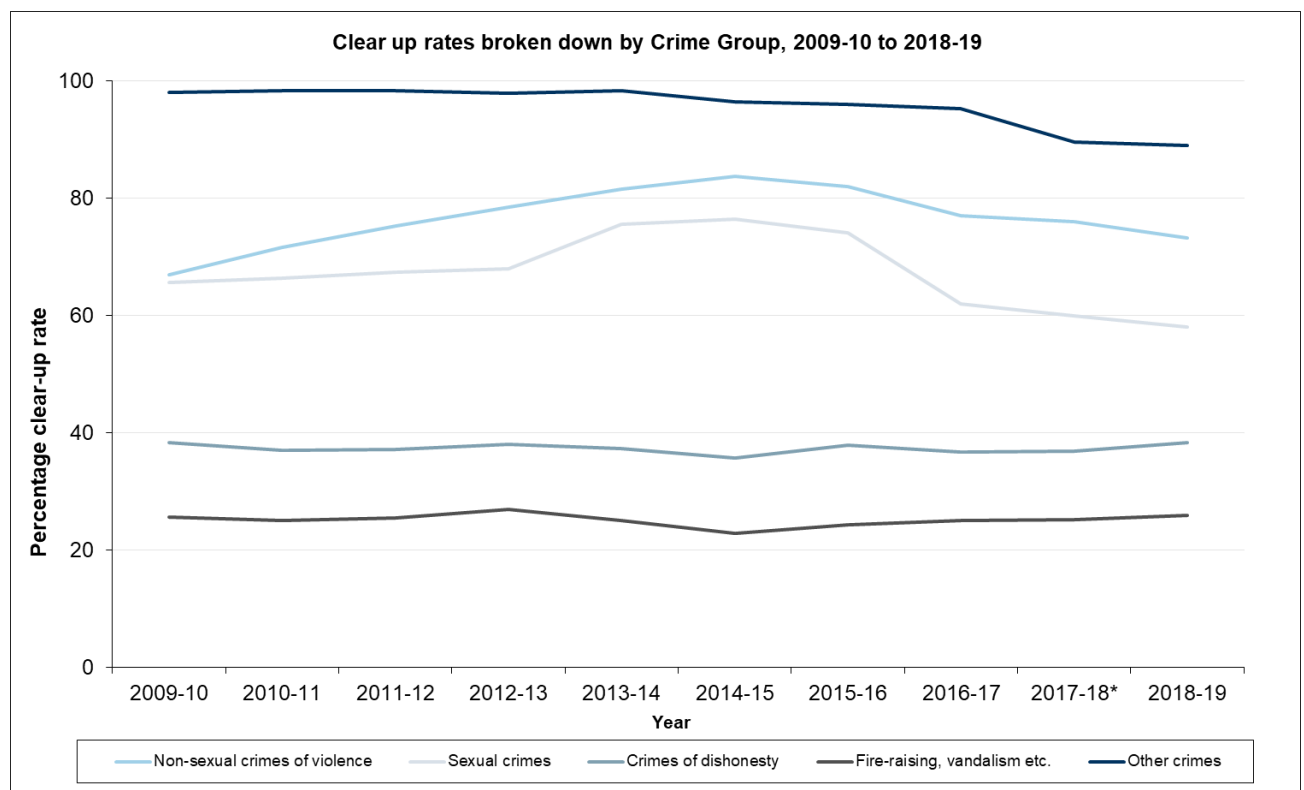
Crime Cleared up by the Police

Last updated: September 2019

A crime is regarded as 'cleared up' where there is a sufficiency of evidence under Scots law to justify consideration of criminal proceedings.

Clear up rates for the different crime types show marked differences, from 25.9% for Fire-raising, Vandalism etc. and 38.3% for Crimes of Dishonesty to 73.3% for Non-sexual crimes of violence and 89.0% for Other crimes.

Clear up rates for total recorded crimes increased by 1.5 percentage points from 49.5% to 51.0% in 2018-19. Clear up rates have been relatively stable over the last decade following a generally upward trend since 1976. The clear up rate in 2018-19 for Sexual crimes is the lowest since 1979.



Source: Justice Analytical Services

Publication

[Recorded Crime In Scotland, 2018-19](#) (Published September 2019)

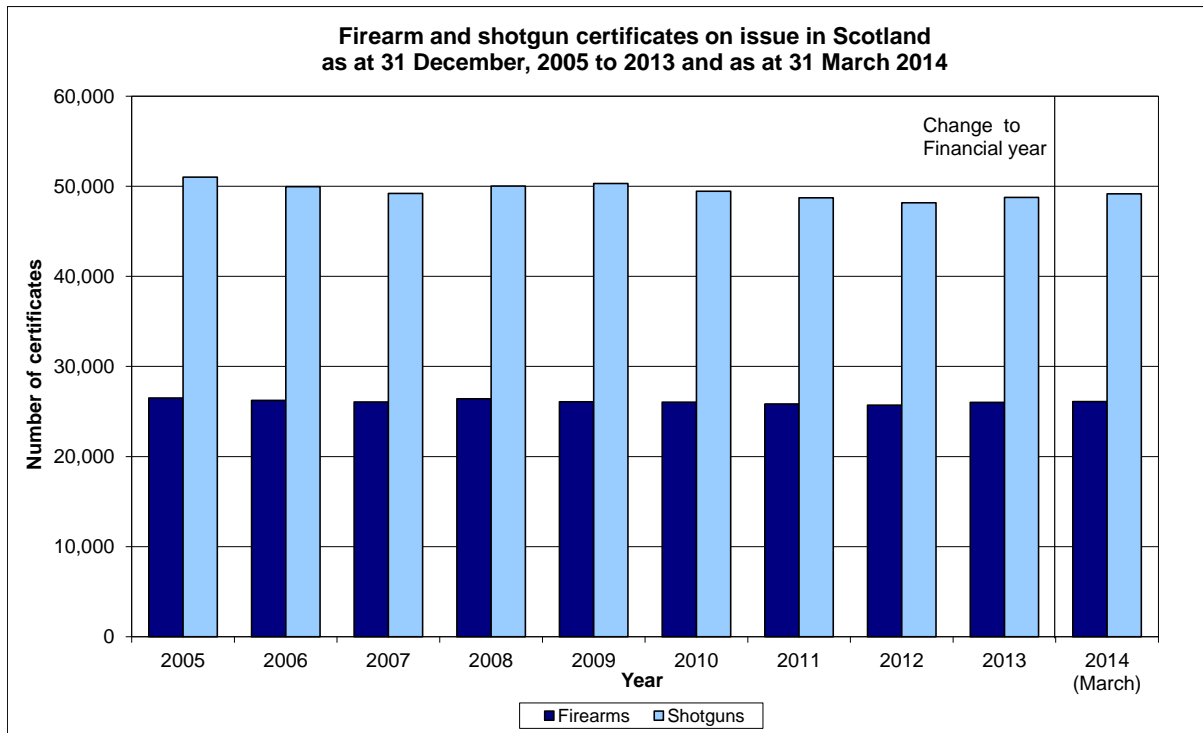
<https://www.gov.scot/publications/recorded-crime-scotland-2018-19/>

Firearm Certificates in Scotland

Last updated: October 2014

There were 26,101 firearm certificates on issue at the end of March 2014, an increase of less than half of 1% from the 26,020 firearm certificates on issue at the end of 2013.

There were 49,165 shotgun certificates on issue at the end of March 2014, an increase of 1% from the 48,779 shotgun certificates on issue at the end of 2013.



Source: Justice Analytical Services

Publication

[Firearm Certificate Statistics, Scotland, March 2014](#) (Published October 2014)

<http://www.scotland.gov.uk/stats/bulletins/01112>

Drugs and Alcohol

Prevalence of Problem Drug Users

Last updated December 2011

High Level Summary of Statistics Trend Last update: Tuesday 13 December 2011

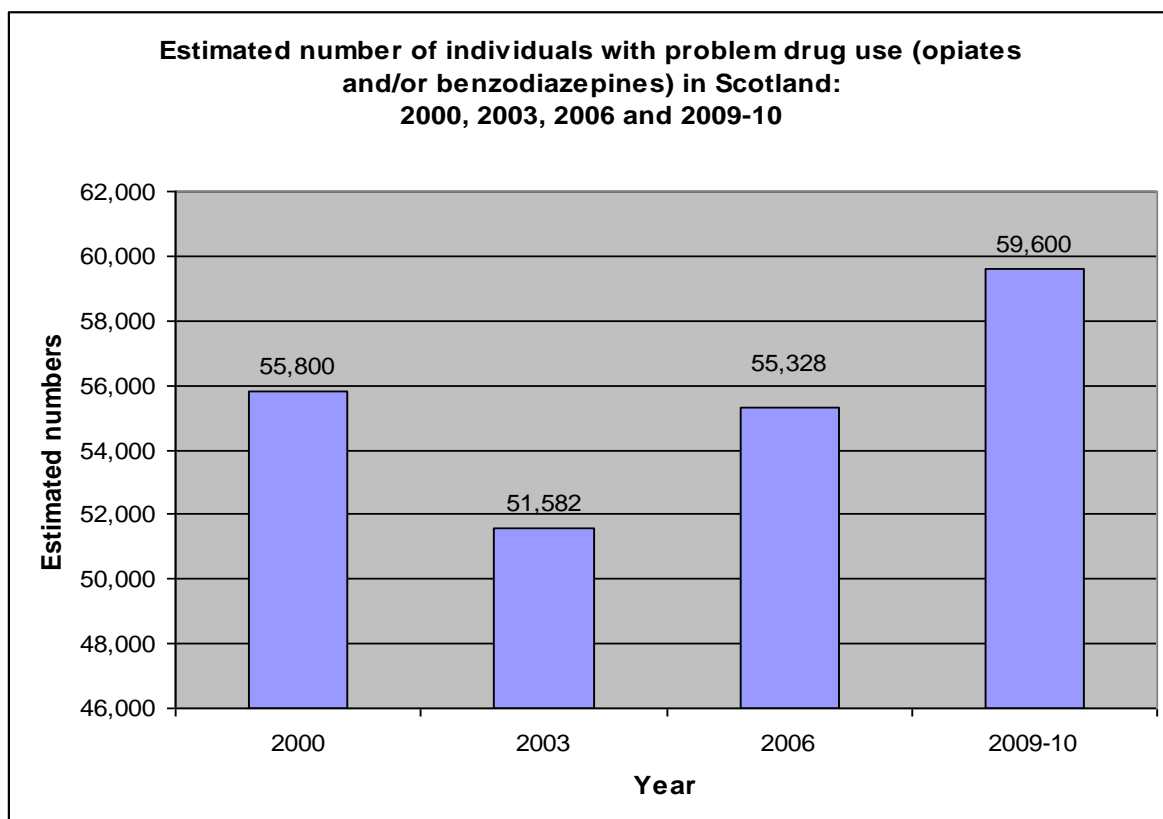
Estimated Prevalence of Problem Drug Use in Scotland

There were an estimated 59,600 individuals with problem drug use in Scotland in 2009-10, corresponding to a rate of 1.71% of the population aged 15 to 64.

This represents an increase in estimated numbers of over 4,000 since the last available estimates, which estimated that in 2006, there were around 55,300 individuals with problem drug use.

Although the prevalence rate of problem drug use in Scotland amongst individuals aged between 15 and 64 years has increased from 1.62% of the population in 2006 to 1.71% in these latest estimates, it cannot be said conclusively that actual prevalence has increased. However, the report authors note that they can be reasonably sure that the prevalence of problem drug use has not declined since 2006.

The Scottish Government has established a National Indicator on Scotland Performs to decrease the estimated number of individuals with problem drug use.



Source: Estimating the National and Local Prevalence of Problem Drug Use in Scotland (2000, 2003, 2006 and 2009-10 estimates)

Notes: a) The age range was changed for the 2006 and 2009-10 estimates to bring them in line with European statistical requirements and to assist in making UK and

international comparisons; and b) The 2009/10 estimates are for financial year, whilst the 2000, 2003 and 2006 estimates were for calendar year. The change to financial year was made to bring the estimates in line with other available information sources on drugs (eg Scottish Crime and Justice Survey and Scottish Drug Misuse Database) and also to align them with the reporting format of the other UK administrations.

Publications

[Prevalence Study 2000](#) (Published September 2001)

<http://www.drugmisuse.isdscotland.org/publications/local/Prevalence.pdf>

[Prevalence Study 2003](#) (Published November 2004)

<http://www.drugmisuse.isdscotland.org/publications/local/prevreport2004.pdf>

[Prevalence Study 2006](#) (Published October 2009)

http://www.drugmisuse.isdscotland.org/publications/local/Prevalence_2009.pdf

Prevalence Study 2009-10 - <http://www.isdscotland.org/Health-Topics/Drugs-and-Alcohol-Misuse/Publications/index.asp#909>

Drug Seizures and Offender Characteristics

Last updated: March 2019

Please note that the above statistical bulletin has now been published.


The *Drug Seizures and Offender Characteristics, 2017-18* statistics show that:

- The quantity of drugs seized can fluctuate considerably each year and does not necessarily move in line with the number of seizures made. Whilst most drug seizures consist of relatively small quantities (usually possession-related crimes), annual quantities of drugs seized can be greatly influenced by a small number of large seizures (usually from supply-related crimes).
- For crimes of drug supply, the main Class A drugs seized by Police Scotland in 2016-17 were heroin (54.1 kilograms), cocaine (120.3 kilograms) and crack cocaine (5.2 kilograms). Police Scotland also seized 8,600 ecstasy-type tablets.
- Again for crimes of drug supply the main Class B drugs seized by Police Scotland in 2016-17 were herbal cannabis (347.9 kilograms) and cannabis resin (322.1 kilograms). They also seized over 18,000 cannabis plants. For Class C the main drug seized was diazepam or other benzodiazepines (approximately 2.2 million tablets).
- A sample of drug possession crime for 2016-17 estimated that 60% of drug possession crimes involved herbal cannabis or cannabis resin, with 10% each for cocaine and diazepam.
- Over 2014-15 to 2016-17, the vast majority of drug possession offenders were male (86%). The median age of an offender was 29 years old, with almost two thirds (65%) being between 20 and 39 years old.

DRUG POSSESSION CRIME IN SCOTLAND, 2017-18



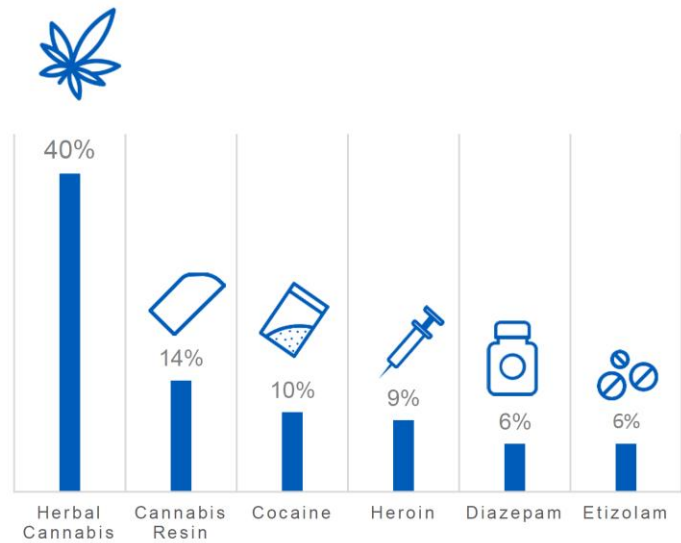
Who were the offenders



86%
Were male

30
Average
(Median) age

What type of drugs were seized?



Where were the drugs seized?



Other information from police records



- 47%** of drug records have additional crimes recorded
- 31%** of drug records mentioned that someone was under the influence of drugs and/or alcohol
- 7%** of drug records mention NHS involvement

Justice Analytical Services

Source: Drug Seizures and Offender Characteristics, 2017-18

Notes:

1. The figures for drug supply-related seizures are based on an estimated 92% of crimes for 2015-16, an 85% return for 2014-15. Data for 2016-17 onwards is based on 100% of drug supply-related crimes. For more information, please see the [Data Quality Statement](#) in the Annexes in the Drug Seizures and Offender Characteristics, 2017-18 bulletin.

Publication

[Drug Seizures and Offender Characteristics, 2017-18](#) (Published March 2019)

<https://www.gov.scot/publications/drug-seizures-offender-characteristics-2017-18/>

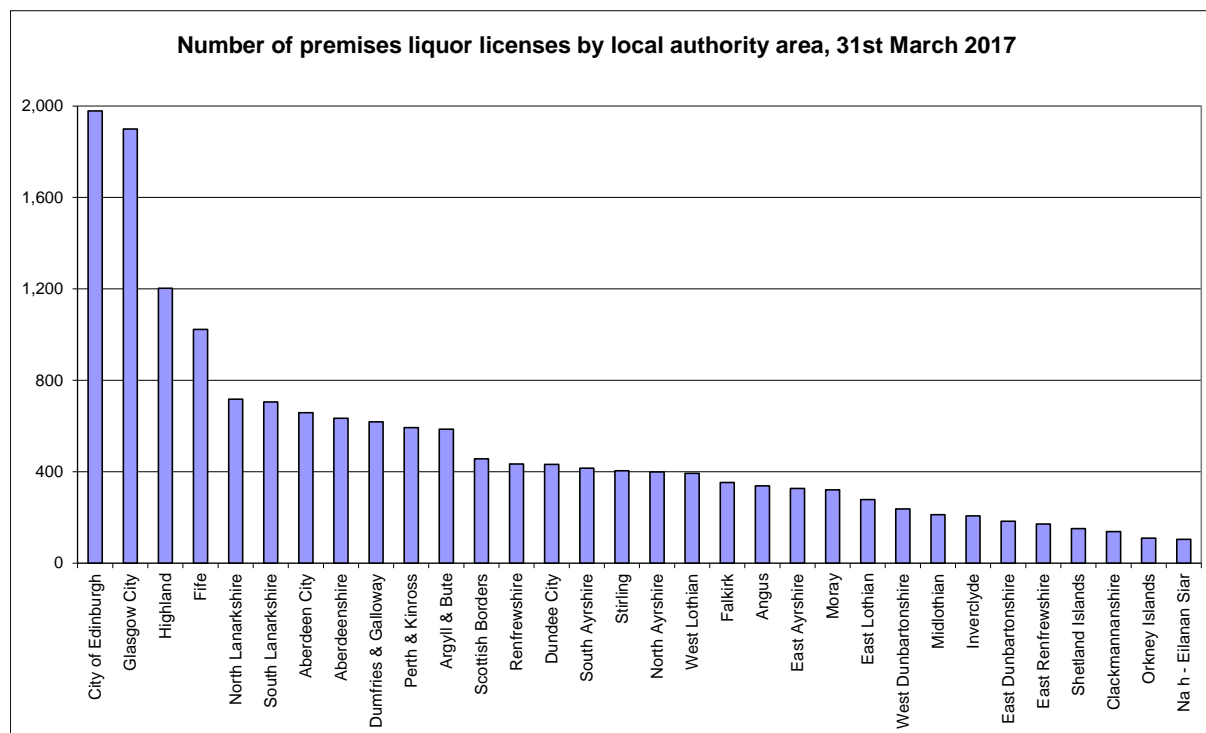
Liquor Licensing

Last updated: August 2017

Following the full introduction of the Licensing (Scotland) Act 2005 in September 2009, statistics have been collected on liquor licensing for each of the financial years 2010-11 to 2016-17. These statistics are not comparable with those collected in prior years.

There were 16,678 premises licenses in force in Scotland on 31st March 2017. The largest numbers were in City of Edinburgh, Glasgow City and Highland which together accounted for 30 per cent of the total. During 2016-17, 437 applications for premises licences were received, 59 per cent of which related to on sales. In addition, 396 applications for premises licenses were granted and 14 were refused during the year, under section 23 of the 2005 Act.

The number of personal licenses in force on 31st March 2017 was 56,236. The largest numbers were again in Glasgow City, City of Edinburgh and Highland. The number of applications for personal licenses under section 72 of the Act which were granted was 6,268, while 21 were refused.



Source: Liquor Licensing Statistics Scotland 2016-17

Publication

[Liquor Licensing Statistics Scotland 2016-17](http://www.gov.scot/Topics/Statistics/Browse/Crime-Justice/PubLiquor/LiquLic201617) (Published 2017)

<http://www.gov.scot/Topics/Statistics/Browse/Crime-Justice/PubLiquor/LiquLic201617>

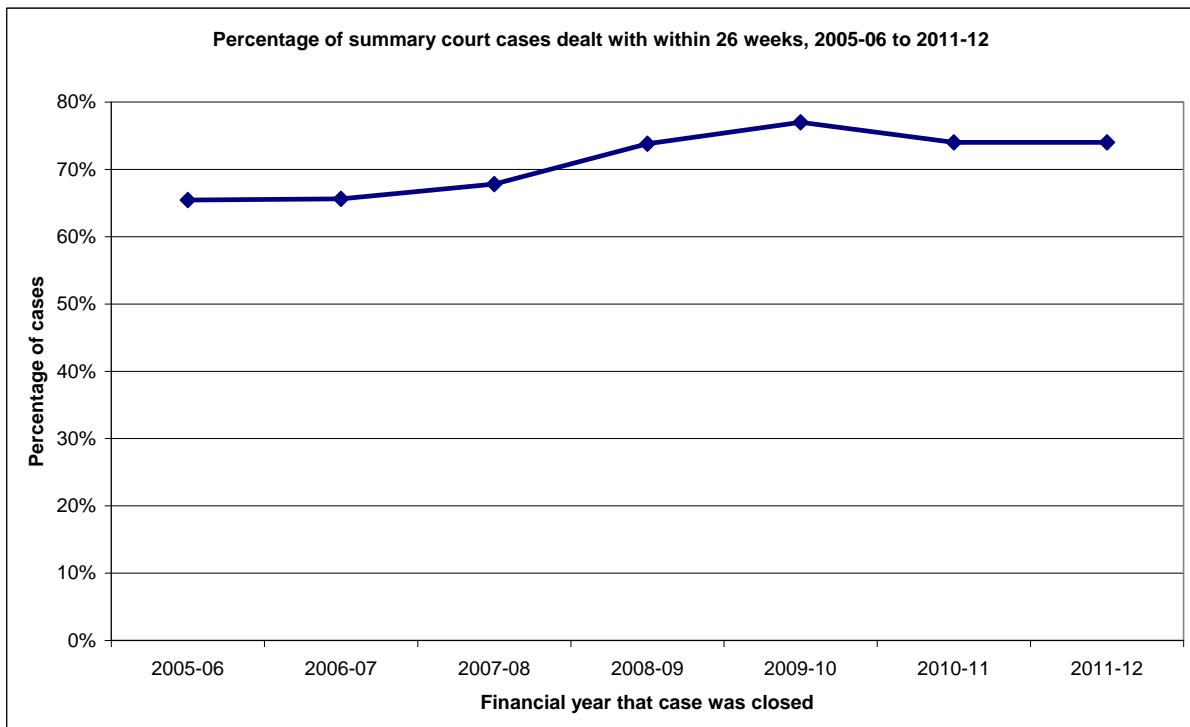
Criminal Justice

Summary court cases dealt with within 26 weeks

Last updated: June 2012

The percentage of criminal cases in summary courts completed within 26 weeks in 2011-12 was 74%, compared to 74% in 2010-11. This is a nine percentage point increase from 65% in 2005/06.

Percentage of summary court cases dealt with within 26 weeks, 2005-06 to 2011-12



Source: Crown Office & Procurator Fiscal Service

Note: Figures cover Sheriff Summary, District / Justice of the Peace and Stipendiary court cases. The time points are defined as the earliest caution and charge date for any accused in the court case to the latest verdict date for any accused in the court case.

Publication

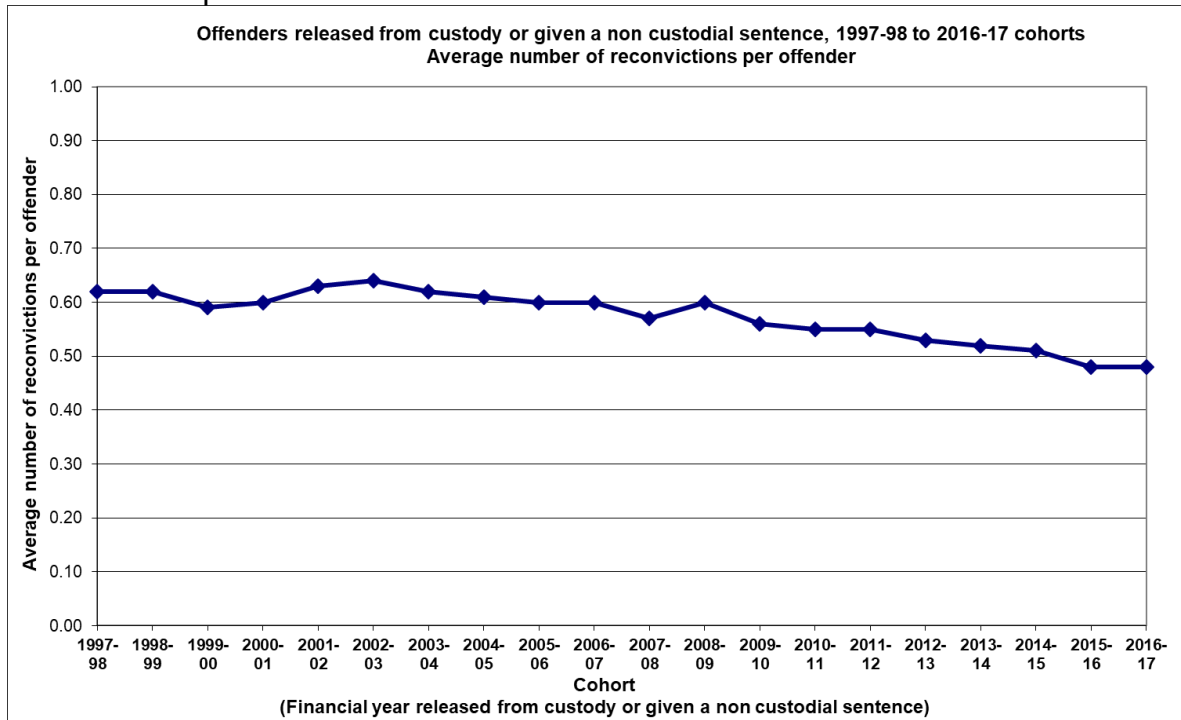
[Summary Justice Reform Performance Report: April 2010 - March 2012](#) (Published June 2012)

<http://www.scotland.gov.uk/Topics/Statistics/Browse/Crime-Justice/SumJusRef>

Reconvictions

Last updated: June 2019

Over the past decade there has been a general decrease in the average number of reconvictions per offender. In 2007-08 the average number of reconvictions per offender was 0.57, whereas in 2016-17 it was 0.48; which is 16% lower or 0.09 reconvictions per offender.



Source: Scottish Government Justice Analytical Services, Scottish Offenders Index

Publication

[Reconviction Rates in Scotland: 2016-17 Offender Cohort](https://www.gov.scot/publications/reconviction-rates-scotland-2016-17-offender-cohort/) (Published June 2019)
<https://www.gov.scot/publications/reconviction-rates-scotland-2016-17-offender-cohort/>

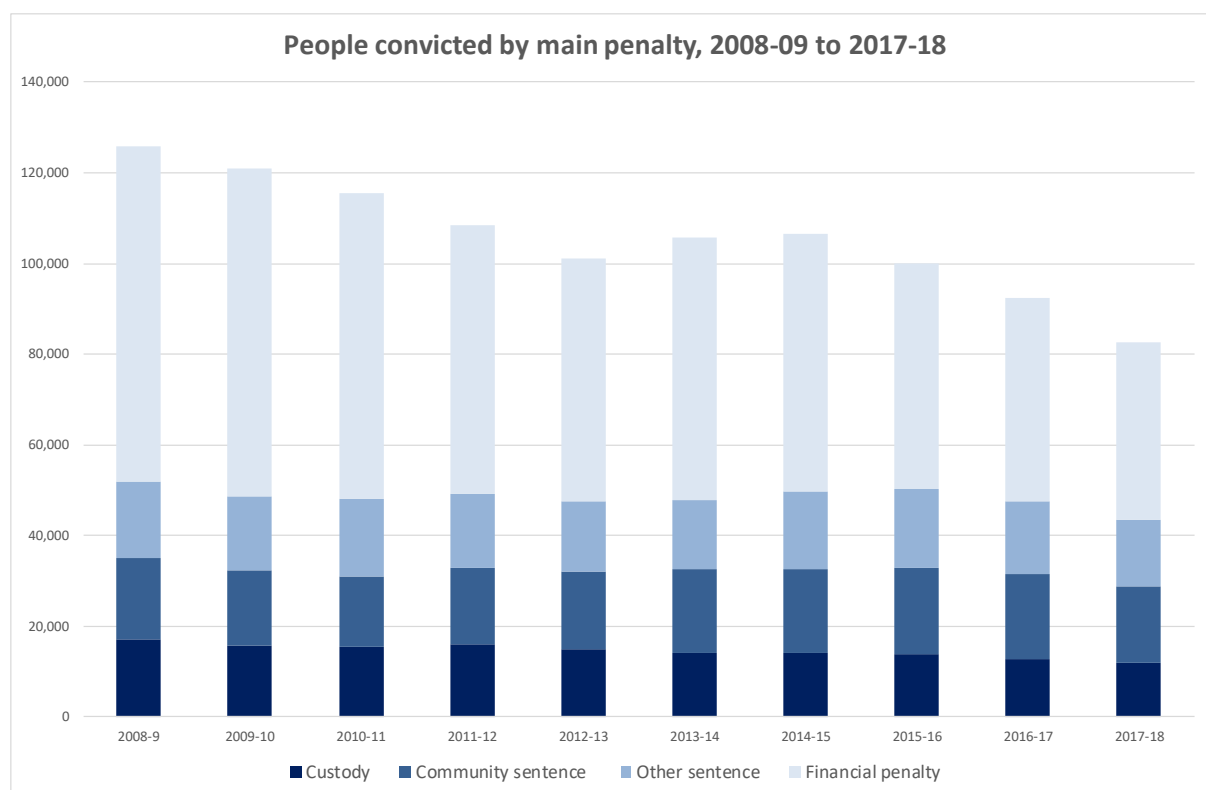
Sentences Imposed

Last updated: February 2019

Sentences Imposed

A total of 82,716 people were convicted in 2017-18, down 10% on 2016-17 (92,347). This continues the general downward trend of the last ten years and contrasts the short term rise in court activity between 2012-13 and 2014-15. Convictions in 2017-18 were around 34 per cent lower than in 2008-09 (125,893 convictions).

This reduction since 2008-09 is consistent with the principal aim of Summary Justice Reform in that fewer cases go to court needlessly and more are dealt with by non-court actions, where it is more appropriate to do so, although this trend also reflects the general reduction in crime levels.



Source: Scottish Government Criminal Proceedings database

Financial penalties account for the majority of court sentences and totalled 39,260 in 2017-18 (47%), although this proportion has declined from a high of 60% in 2009-10. The number of financial penalties given in court has decreased over the last ten years, with current levels more than 47% lower than at the start of the last decade (73,991 in 2008-09).


The number of convictions resulting in a custodial sentence fell by six per cent in the year to 2017-18 (from 12,705 to 11,973). Custodial sentences represented 14% of all convictions in 2017-18. This proportion has remained relatively stable over the last ten years, fluctuating between 13 and 15%.

Sentences Imposed by Court Type

Sixty-one per cent of convictions in 2017-18 were in sheriff summary courts, one percentage point less than when levels were at 62% in 2008-09, although all of the intervening years were lower, likely due to summary justice reform shifting some business from sheriff courts to Justice of the Peace (JP) courts.

However, JP courts now account for 33% of convictions in 2017-18 compared to 34% in 2008-09, its lowest level in the last decade, showing a reduction in cases coming to summary court.

Proportion of convictions by court type, 2008-09 to 2017-18



Publication

[Criminal Proceedings in Scotland 2017-18](#) (Published January 2019)

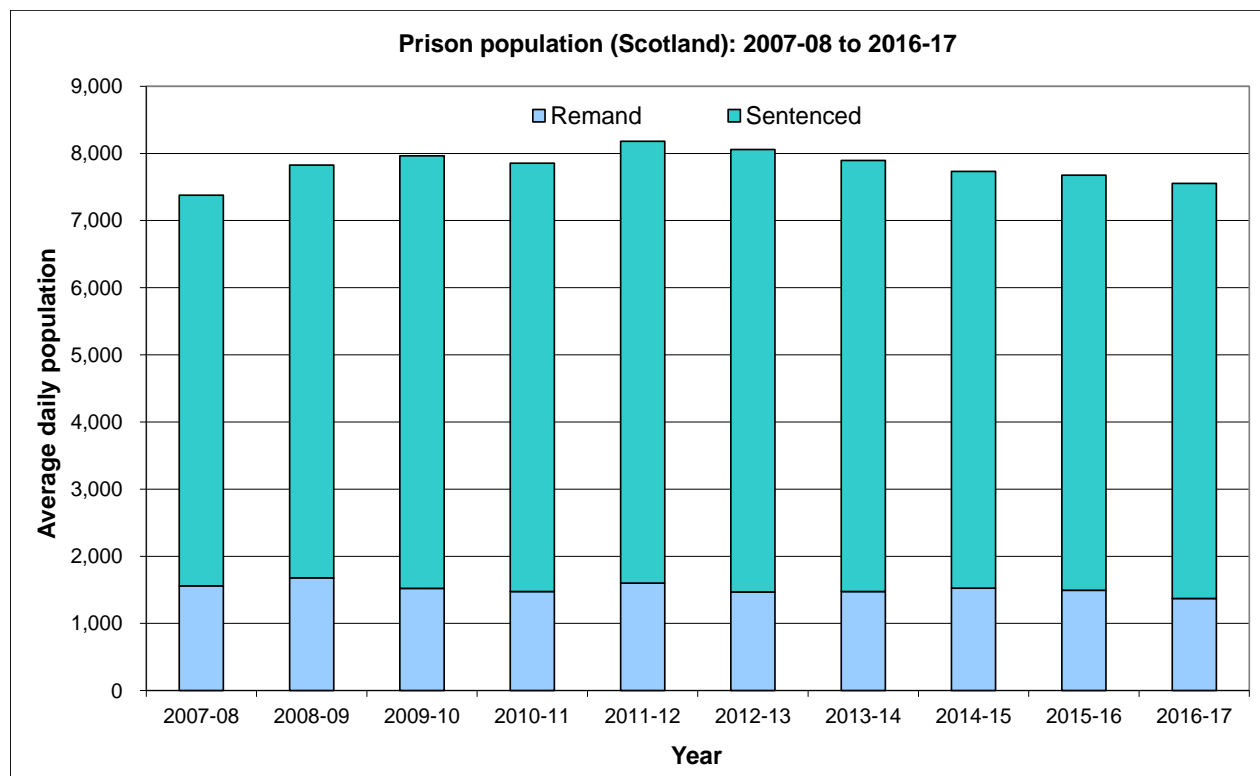
Prison population

Last updated: November 2017

The annual daily average prison population has decreased in each of the last five years, falling by 8 per cent over this period, from 8,179 in 2011-12 to 7,552 in 2016-17. This decrease has been largest for remand prisoners which has fallen by 14 per cent, while there has been a more modest decrease of 6 per cent for the sentenced population. The prison population in 2016-17 is the lowest since 2007-08.

Between 2011-12 and 2016-17, the young offender population has almost halved, with numbers for both remand and sentenced prisoners also dropping by this proportion. The average daily population decreased by 7 per cent to 7,185 for men, while the female population decreased by 22 per cent to 366.

The most recent set of prison population projections suggests that the daily prison population in Scotland will remain stable over the projection period.



Source: Scottish Prison Service

Publication

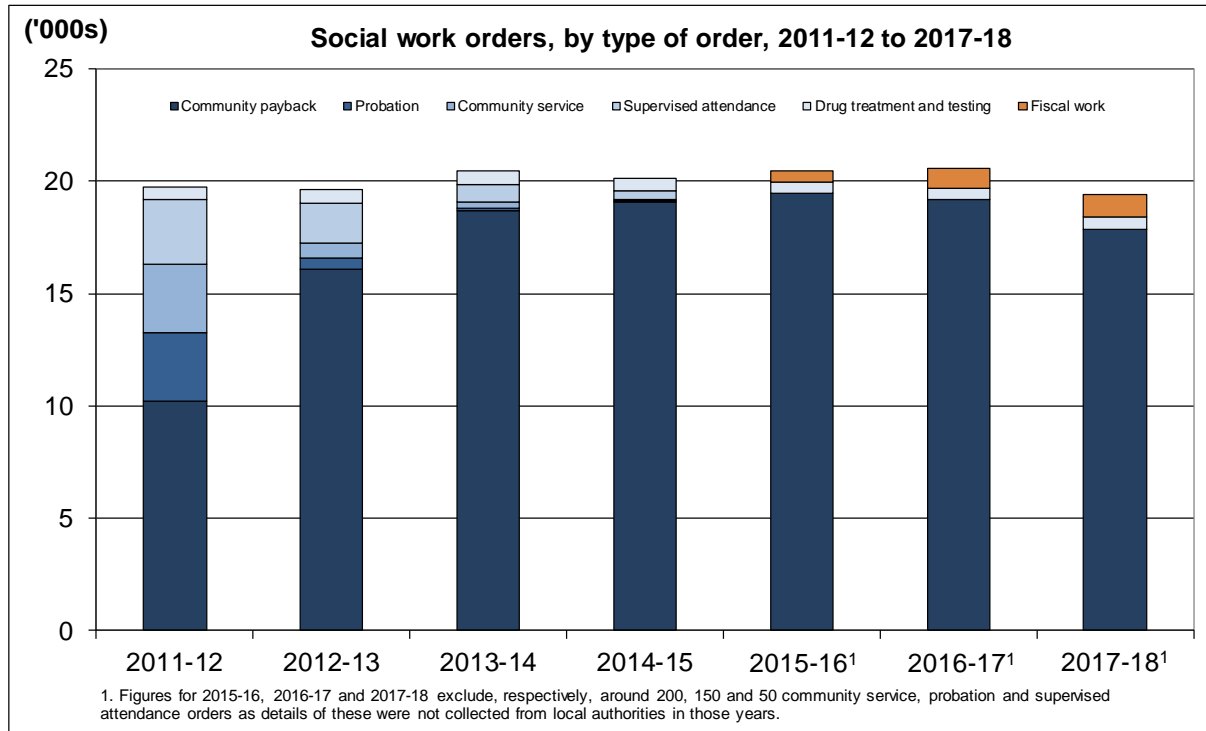
[Prison statistics and population projections Scotland: 2013-14](#) (Published 2015)

<http://www.gov.scot/Publications/2015/12/5123>

Criminal Justice Social Work Statistics

Last updated: February 2019

The number of social work orders commenced was 19,400 in 2017-18. The vast majority (around 92 per cent) were community payback orders, with the remainder made up of fiscal work orders (5 per cent) and drug treatment and testing orders (3 per cent).



Source: Local Authority Social Work

Publication

[Criminal justice social work statistics, 2017-18](#) (Published February 2019)

www.gov.scot/publications/criminal-justice-social-work-statistics-scotland-2017-18/

Civil Justice

Civil Justice Statistics in Scotland

Last updated: April 2019

There were 81,200 civil law cases initiated across the Court of Session and sheriff courts in 2017-18 (excluding summary applications). This represents an increase of 10% from 2016-17, and is only the second increase in court business levels over the last ten years.

Debt actions remain the most common, constituting 46% of initiated cases. Eviction and Family actions were second and third most common, at 18% and 16% respectively.

The 2017-18 Scottish Crime and Justice Survey shows that nearly three in ten adults were estimated to have experienced at least one civil law problem during the previous three years. The most common type of issues were disputes with neighbours (15%), followed by problems with faulty goods or services (5%), and money and debt issues (4%).

Civil Justice Statistics in Scotland 2017-18



Civil justice is concerned with the rights and obligations of people and organisations. One way of resolving civil law disputes is for a case to be brought to court. Common types of cases where civil law is used include debt, divorce and claims for personal injury.

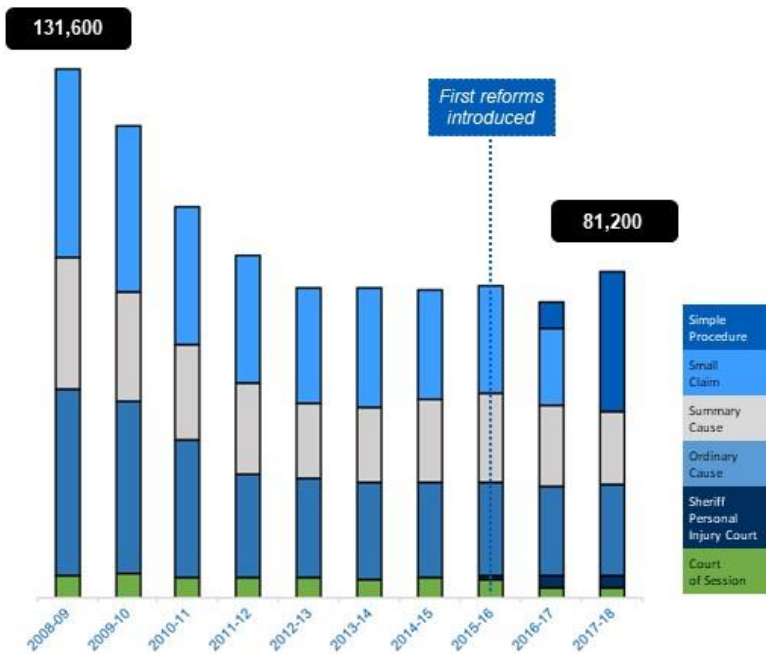
Courts Reform:
A number of changes to the courts system has meant that simpler, cheaper procedures are increasingly being used to resolve civil law problems.

This has led to a rapid increase in the number of simple procedure cases, and a large portion of Court of Session personal injury cases moving into the specialized Sheriff Personal Injury Court.

The proportion of civil cases heard in the Court of Session has fallen by half, and that for summary cause in the sheriff courts fell from 29% of all cases to 22% since 2015/16.

Simple procedure accounted for 43% of all civil law cases in 2017-18.

► **THE NUMBER OF CIVIL LAW CASES INITIATED SINCE 2008-09**



► **Charts show trends for initiated cases from 2008-09 to 2017-18**



+22%

increase from 2016-17
37,400 **debt** cases in (2017-18)



- 5%

decrease from 2016-17
12,700 **family** cases (2017-18)



+17%

increase from 2016-17
2,100 **repossessions** (2017-18)

Justice Analytical Services

Further Information

- [Civil Justice Statistics in Scotland 2017-18](#)
- [Civil Justice Statistics in Scotland 2016-17](#)
- [Civil Justice Statistics in Scotland 2015-16](#)
- [Civil Justice Statistics in Scotland 2014-15](#)
- [Civil Justice Statistics in Scotland 2013-14](#)
- [Civil Law Statistics in Scotland 2012-13](#)
- [Civil Law Statistics in Scotland 2011-12](#)
- [Civil Judicial Statistics 2010-11](#)
- [Civil Judicial Statistics 2008-09 and 2009-10](#)
- [Review of Civil Judicial Statistics](#)

Publication:

Civil Justice Statistics in Scotland 2017-18 (Published April 2019)

www.gov.scot/stats/bulletins/01328

[Review of Civil Judicial Statistics](#)

<http://www.gov.scot/Topics/Statistics/Browse/Crime-Justice/review-civjudicial-stats>