

Increase in Business Enterprise Research and Development (BERD) spend in Scotland

In 2017, BERD spend in Scotland was £1.247 billion - the highest level in the series.

BERD spend in the UK was £23.7 billion.

Scotland's real terms increase in BERD spend between 2016 and 2017 exceeded the growth in the UK (13.9% for Scotland v 2.9% for the UK)

Increase in Business Enterprise Research and Development (BERD) spend on Services products in Scotland

In 2017, BERD spend in Scotland was mainly split between Manufacturing products (47.6%) and Services products (44.9%) with 'Other' product groups comprising the remaining 7.5%.

Between 2016 and 2017, BERD spend on Services products increased by 47.4%; BERD expenditure on Manufacturing and 'Other' products decreased by 1.2% and 17.6% respectively

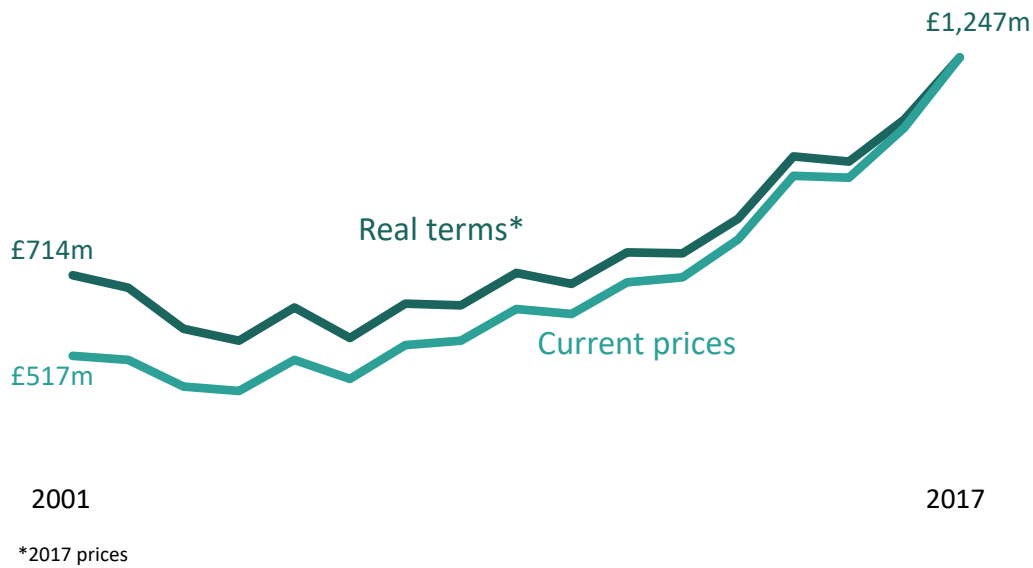
Increase in BERD employment in Scotland

Enterprises in Scotland employed 13,178 R&D staff in 2017, an increase of 5% from 12,547 in 2016.

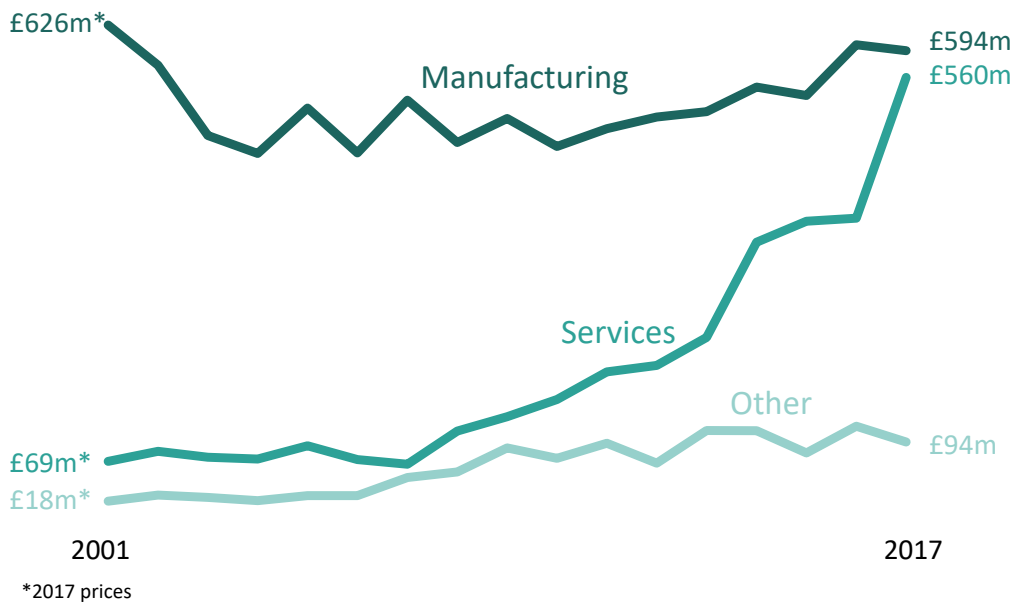
BERD employment is now at it's highest since the series began in 2001.

BERD jobs were mainly split between Manufacturing (46.9%) and Services product groups (45.7%).

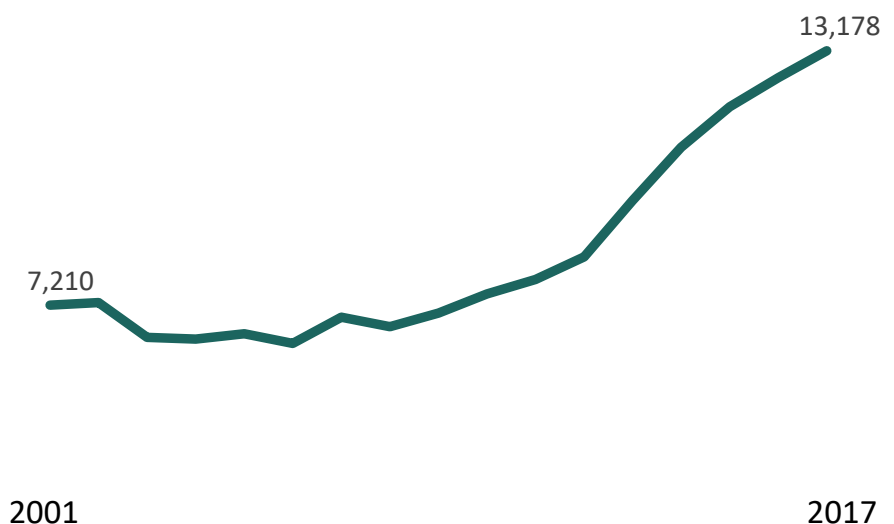
BERD expenditure in Scotland



BERD expenditure in Scotland by broad product group



Number of R&D employees (Full-time equivalent)



Business Enterprise Research and Development (BERD) expenditure per head of population in Scotland was £230 in 2017

In 2017, average BERD spend per head in the UK was £359, considerably higher than in Scotland.

Only three regions spent less per head than Scotland in 2017.

Spending in the the East of England and the South East accounted for 40.3% of all BERD expenditure in the UK in 2017.

Scottish-owned businesses accounted for just over a third of BERD expenditure in Scotland

Between 2016 and 2017 BERD spend by Scottish-owned businesses increased from 34.8% to 37.3%.

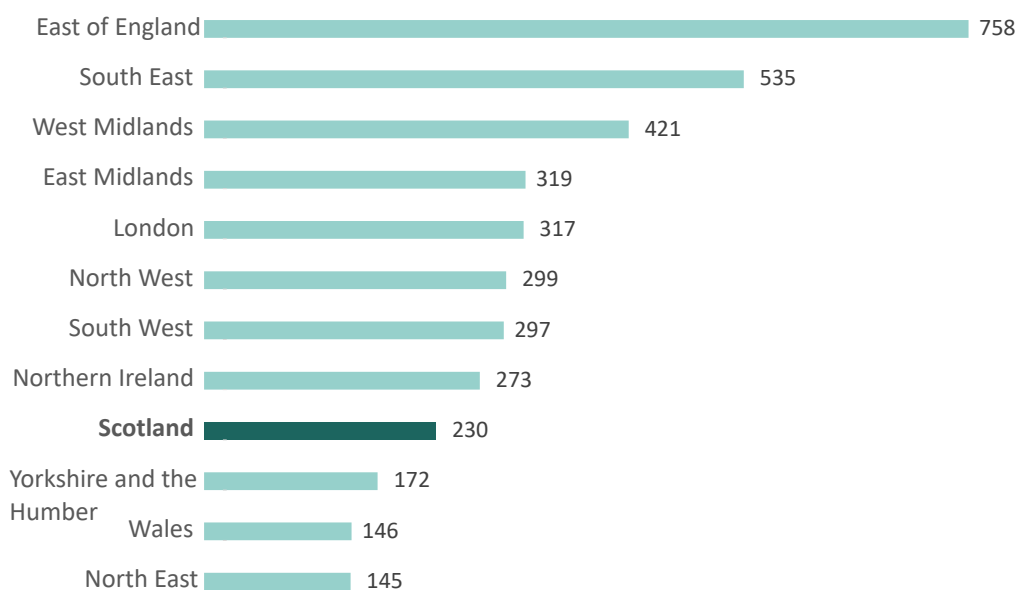
Expenditure by US-owned businesses accounted for around a quarter of the BERD total in 2017, down from 34.8% in 2016. Spending by businesses with ownership in other EU countries increased from 17% in 2016 to 24.2% in 2017.

The largest businesses accounted for the majority of total BERD expenditure in Scotland

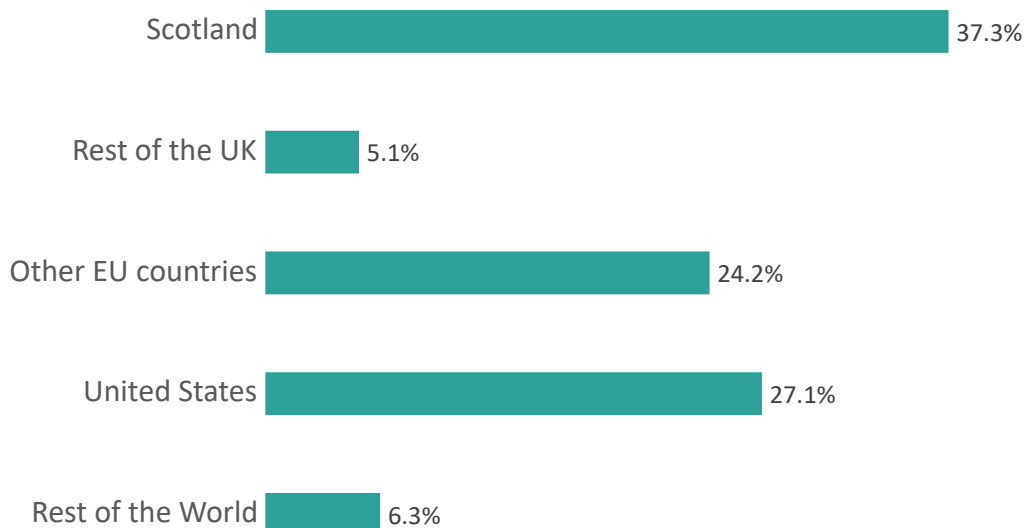
Businesses with 400 or more employees accounted for almost two thirds (£787m) of BERD spend in Scotland in 2017.

These largest businesses have become slightly more dominant over the latest year, with their share of BERD expenditure increasing from 58.6% to 63.1% between 2016 and 2017.

BERD expenditure per head of population (£)



Proportion of BERD expenditure by country of ownership of business



Proportion of BERD expenditure by size of business

