



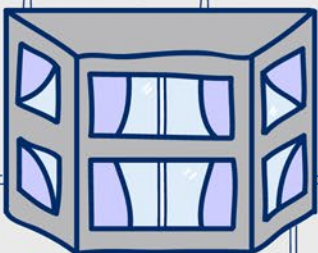
SCOTTISH Household Survey



Since 1999, this important study provides essential information to the Scottish Government and local councils which they use to shape services. The survey collects information on homes, neighbourhoods, transport patterns and views on local public services, as well as evidence on the physical condition of Scotland's homes.




It is a unique chance for people in Scotland to tell about their views and experiences; and to shape each area and Scotland as a whole.



The survey reveals changes in Scottish society over time. This comic will focus on the results around housing, personal finances; and differences between rural and urban Scotland.





Scotland has seen an increase of 13% in the total number of households between 1999 and 2017 - a total increase of 280,000.

When we look at how the different types of housing in Scotland has changed over time, we can see that the proportion of households living in the private rented sector has grown from 5% in 1999 to 15% in 2016. The proportion has remained similar at 15% in 2017.

15% 2017
9% 2007
5% 1999




This is an estimated increase of 240,000 households in 18 years!

240K!

1999
32%
↓
2007
23%

On the other hand, the proportion of households in the social rented sector has reduced (from 32% in 1997 to 23% in 2007); and has remained the same since then. This is due mostly to tenants buying their homes under 'Right to Buy'; and is a drop of around 150,000 households.




Around six in ten households in Scotland are owner-occupied in 2017, a similar level to 1999. However, there has been an increase in people owning their home outright, and a drop in people buying with a mortgage during this time.



In terms of personal finances, there has been an increase in the number of people who manage well financially since 1999.

2017	→	56%
2016	→	56%
2015	→	55%
2014	→	52%
2013	→	48%

% households managing well financially


RURAL & URBAN SCOTLAND



Over 8 out of 10 households (84%) in Scotland are in urban areas such as cities and towns, with only 16% in rural areas and the countryside. The Scottish Household Survey shows that there are differences between rural and urban areas in Scotland.



In rural Scotland, people were more likely to describe their neighbourhood as a very good place to live than those in towns and cities.



In rural Scotland, the rate of volunteering is higher than in urban areas.




In urban Scotland, there has been a large growth of privately rented homes.



In rural Scotland, people are more likely to visit the outdoors once a week, compared to adults living in urban areas.

In urban Scotland, people were more satisfied with the quality of public health services, public transport and schools than those in small towns and rural areas. This is mainly due to greater satisfaction with public transport.






The Scottish Household Survey shows that different communities have different issues that affect them. It is really important for the Scottish Government to be aware of these differences to understand and support everyone who lives in Scotland in an appropriate way.



The Scottish Government acknowledges and thanks the many thousands of people across Scotland who gave their time to take part in the Scottish Household Survey since 1999.



If you'd like to find out more about the Scottish Household Survey, please get in touch with the SHS Project Team...

Special thanks also go to Ipsos MORI and their interviewers and surveyors.



@ shs@gov.scot 0131 244 1685

www.gov.scot/SHS @ScotStat

To be added to the SHS mailing list, please visit www.gov.scot/Topics/Statistics/scotstat/Intro and register your interest in 'Population and Household Surveys'.

© Scottish Government 2018. The comic is drawn by Katie Quinn funded through the ERI Research Award 'Visualizing Inequalities' given to Benjamin Bach, Catherine Magill, Ewan Klein, and Dave Murray-Rust at the University of Edinburgh.