

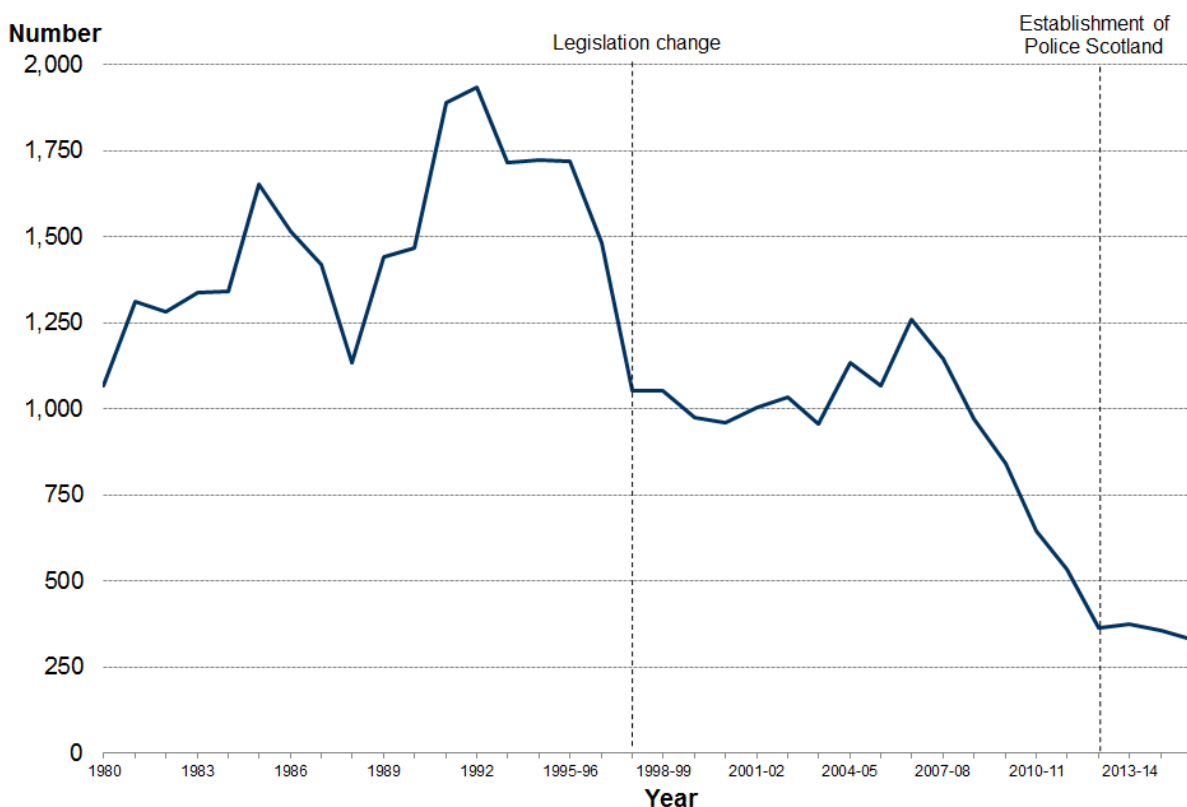


CRIME AND JUSTICE

RECORDED CRIMES AND OFFENCES INVOLVING FIREARMS, SCOTLAND, 2014-15 & 2015-16

This bulletin provides information on those crimes and offences recorded by the police in which a firearm was **alleged** to have been involved or where a firearm was stolen.

Chart 1: Offences involving the alleged use of a firearm, Scotland, 1980 to 1994 and 1995-96 to 2015-16



Recorded Crimes and Offences involving firearms, Scotland, 2014-15 & 2015-16

Crimes & Offences
 14-15 – 358
 15-16 – 332

In the past 10 years the number of crime and offences recorded by the police involving firearms has fallen by 74%

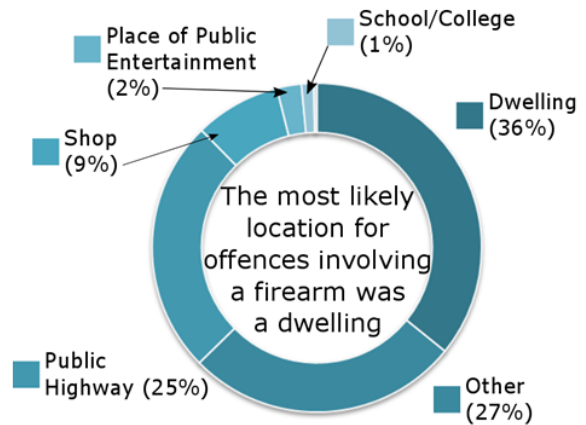
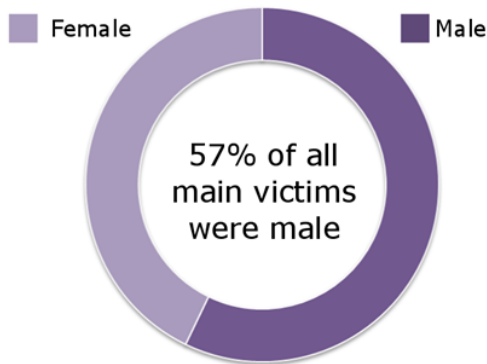
1,260

332

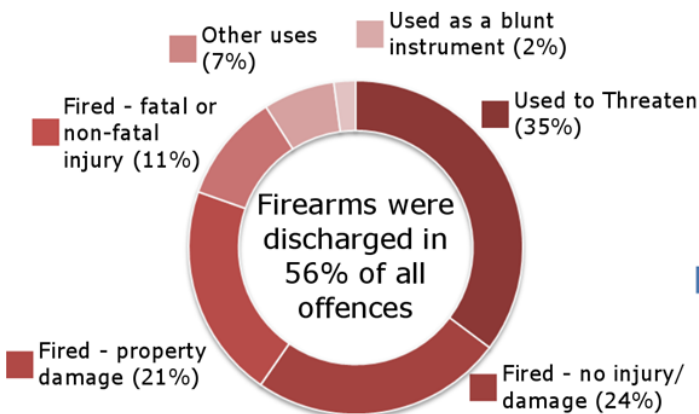
2006-07

2015-16

In 2015-16



*Not shown - one offence occurred in a Bank/Building Society



1. Key Points

- In 2014-15 the police in Scotland recorded 358 offences in which a firearm was alleged to have been involved, a decrease of 5% from 2013-14. In 2015-16 the police recorded 332 offences, a 7% decrease from 2014-15. This is the lowest recorded total since comparable records began, and a decrease of 74% since 2006-07 ([Table 1](#)).
- The overall decrease in offences involving firearms between 2014-15 and 2015-16 was driven by decreases in Robbery offences (-17, -40%), Reckless conduct with firearms offences (-23, or -28%), and Common assault offences (-13, or -18%) ([Table 2](#)).
- The use of firearms in criminal activity continues to constitute only a small proportion of all offences recorded by the police in 2015-16; 1.8% of Homicides (one offence), 1.4% of Attempted murders (four offences) and 1.9% of Robberies (25 offences). Only 0.1% of all Serious assaults, all Common assaults, and all Vandalism offences involved the alleged use of a firearm ([Table 3](#)).
- An air weapon was the main firearm in 48% (158) of all offences including the alleged involvement of a firearm in 2015-16, compared to 52% (185) in 2014-15 ([Table 4](#)).
- The number of offences in which a firearm was discharged and caused fatal or non-fatal injury decreased by 27% from 48 in 2014-15 to 35 in 2015-16 ([Table 6](#)).
- The decrease in the number of offences involving firearms was also driven by cases where the firearm was not discharged (e.g., the firearm was used to threaten) or was discharged but resulted in no injury or resulted in damage to property ([Table 6](#)).
- Of the 35 main victims who were either fatally or non-fatally injured during an offence in which a firearm was discharged in 2015-16, 20 were male (57%) and 15 were female (43%). Of these victims, 29% were aged under 16. There were no reported offences involving the shooting of a police officer causing fatal or non-fatal injury ([Table 11](#)).
- In 2015-16, 68% of all offences in which a firearm was alleged to have been involved were cleared up, a decrease of six percentage points from 74% in 2014-15 ([Table 12](#)).
- Individuals aged between 16 and 40 are more likely to be accused of an offence compared to younger and older individuals. Whereas this group accounts for 32%¹ of the population they make up to 64% of all accused in 2015-16 ([Table 13](#)).

¹ Population estimates are as at mid-year 2015 from the National Records of Scotland (<https://www.nrscotland.gov.uk/statistics-and-data/statistics/statistics-by-theme/population/population-estimates/mid-year-population-estimates>)

Table of Contents

1. Key Points	3
2. Background	7
3. Commentary	8
3.1 Offences involving firearms	8
3.2 Main firearm recorded	9
3.3 Firearm use	10
3.4 Location of firearm offences	11
3.5 Victim characteristics	12
3.6 Clear up rates	13
3.7 Accused characteristics	13
3.8 Offences in local authorities	13
3.9 Stolen firearms	14
3.10 Miscellaneous firearm offences	14
4. Further information on statistics used in this bulletin	38
4.1 Statement on Data Quality	38
4.2 Publication of statistics for two years	40
4.3 Data Returns	40
4.4 Legislation	40
4.5 Crimes and offences cleared up	41
4.6 Statistical issues	41
4.7 Classification	45
4.8 Other	46
4.9 Comparator data	46

List of Tables

Table 1: Total number of offences in which an identified firearm was alleged to have been involved, Scotland, 1980 to 2015-16.....	15
Table 2: Offences in which a firearm was alleged to have been involved, Scotland, 2006-07 to 2015-16	16
Table 2a: Offences in which an identified firearm, other than an air weapon, was alleged to have been involved, Scotland, 2006-07 to 2015-16	17
Table 3: Offences in which a firearm was alleged to have been involved as a percentage ¹ of (selected) total recorded crimes ² , Scotland, 2006-07 to 2015-16	18
Table 4: Main firearm recorded in offences involving the alleged use of a firearm, Scotland, 2006-07 to 2015-16.....	19
Table 4a: Main firearm recorded as a percentage of the total number of offences in which a firearm was alleged to have been involved, Scotland, 2006-07 to 2015-16 .	20
Table 5: Offences in which a firearm was alleged to have been involved by main firearm recorded, Scotland, 2015-16.....	21
Table 6: Use of firearm in offences involving the alleged use of a firearm, Scotland, 2006-07 to 2015-16	22
Table 6a: Use of identified firearm (excluding air weapons) in offences involving the alleged use of a firearm, Scotland, 2006-07 to 2015-16	23
Table 7: Type of firearm by use of weapon in offences involving the alleged use of a firearm, Scotland, 2015-16.....	24
Table 8: Main firearm recorded in offences in which a weapon was alleged to have been fired causing fatal or non-fatal injury, Scotland, 2006-07 to 2015-16	25
Table 9: Type of offence in which a firearm was alleged to have been involved by how main firearm was used, Scotland, 2015-16.....	26
Table 9a: Type of offence in which a firearm (excluding air weapons) was alleged to have been involved by how main firearm was used, Scotland, 2015-16	27
Table 10: Location of offences involving the alleged use of a firearm, Scotland, 2006-07 to 2015-16	28
Table 10a: Location of offences in which an identified firearm (excluding air weapons) was alleged to have been involved, Scotland, 2006-07 to 2015-16.....	29
Table 11: Age and gender of main victim in offences in which a firearm was alleged to have been fired causing fatal or non-fatal injury, Scotland, 2006-07 to 2015-16.....	30

Table 11a: Age and gender of main victim in offences in which an identified firearm (excluding air weapons) was alleged to have been fired causing fatal or non-fatal injury, Scotland, 2006-07 to 2015-16	31
Table 12: Percentage ¹ of offences involving the alleged use of a firearm that were cleared up ² , Scotland, 2006-07 to 2015-16.....	32
Table 13: Age of main accused (where known) in offences involving the alleged use of a firearm, Scotland, 2006-07 to 2015-16.....	33
Table 14: Age of main accused (where known) by main firearm recorded in offences involving the alleged use of a firearm, Scotland, 2015-16	33
Table 15: Offences in which a firearm was alleged to have been involved by, local authority, Scotland, 2006-07 to 2015-16.....	34
Table 15a: Offences in which an identified firearm (other than an air weapon) was alleged to have been involved by, local authority, Scotland, 2006-07 to 2013-14	35
Table 16: Offences in which a firearm was stolen by, main firearm recorded (excluding air weapons), Scotland, 2006-07 to 2015-16.....	36
Table 16a: The number of firearms stolen in offences in which a firearm was stolen (excluding air weapons), Scotland, 2006-07 to 2015-16.....	36
Table 17: Miscellaneous firearm offences ¹ by, Local Authority area, Scotland, 2006-07 to 2015-16	37

List of Charts

Chart 1: Offences involving the alleged use of a firearm, Scotland, 1980 to 1994 and 1995-96 to 2015-16	1
Chart 2: Offences in which a firearm was alleged to have been involved, as a percentage of (selected) total recorded crimes ¹ , Scotland, 2006-07 to 2015-16.....	9
Chart 3: Main firearm recorded in offences involving the alleged use of a firearm (exc. unidentified and other firearms), Scotland, 2006-07 to 2015-16.....	10
Chart 4: How main firearm recorded was used in offences involving the alleged use of a firearm, Scotland, 2014-15 and 2015-16.....	11
Chart 5: Location of offences involving the alleged use of a firearm, Scotland, 2014-15 and 2015-16	12

2. Background

To avoid unnecessary repetition of the term ‘recorded crimes and offences’ throughout this publication, reference will simply be made to ‘offences’. Any reference to the ‘use and/or involvement’ of firearms throughout this bulletin should also be interpreted to include the ‘alleged use and/or involvement’ of firearms.

Minor Firearms Act 1968 offences (mainly relating to the possession, handling and distribution of weapons and ammunition) are not included in the main points and main tables of this bulletin. Totals for these offences are presented separately in [Table 17](#).

The statistics on firearm offences are used to inform [National Outcome 9](#) – ‘we live our lives safe from crime, disorder and danger’ as well as [The Strategy for Justice in Scotland](#). These statistics are also used by a wide range of stakeholders to monitor trends, for policy research and development, and for research purposes. The ‘Recorded Crimes and Offences Involving Firearms, Scotland’ statistical bulletin forms part of a series of bulletins produced by the Scottish Government on the criminal justice system.

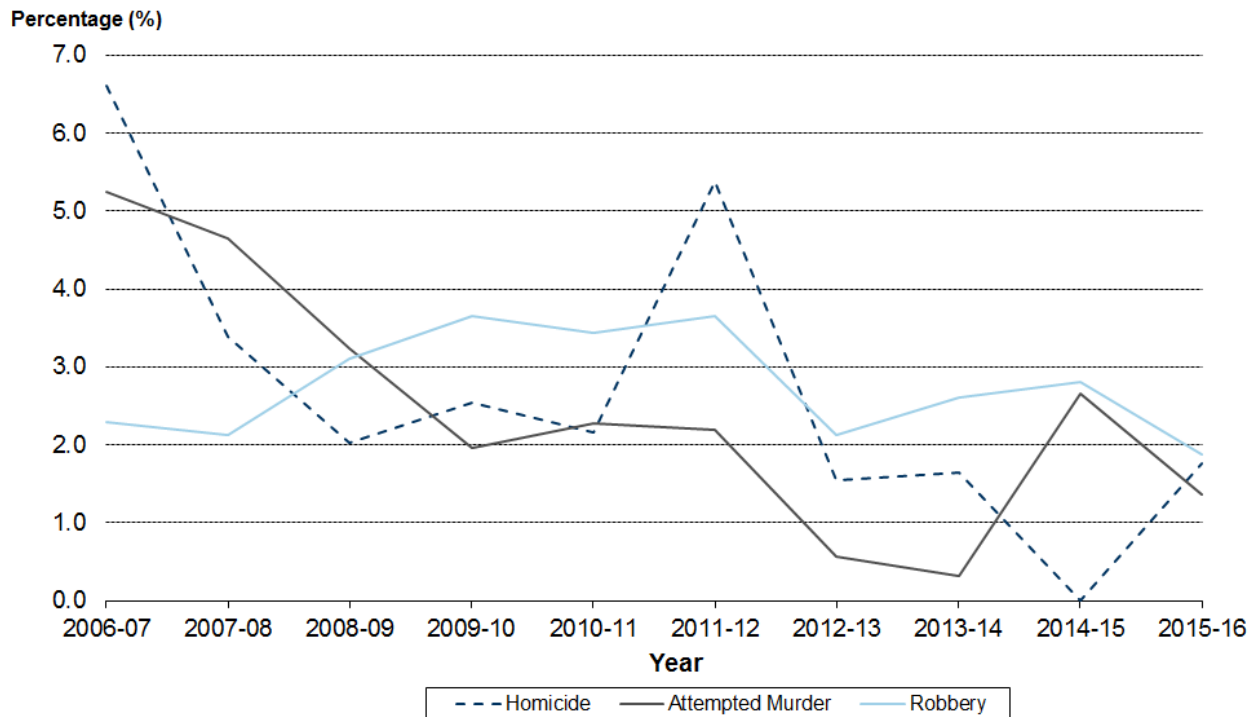
The Police and Fire Reform (Scotland) Act 2012 changed the policing landscape in Scotland, replacing the previous eight police forces, the Scottish Police Services Authority and the Scottish Crime and Drug Enforcement Agency from 1 April 2013. Police Scotland is now responsible for operational policing in Scotland and will be held to account by the Scottish Police Authority.

3. Commentary

3.1 Offences involving firearms (Tables [1](#), [2](#), [2a](#), [3](#) and [4](#), and Charts [1](#) and [2](#))

- In 2014-15, Scottish police forces recorded 358 offences in which a firearm was alleged to have been involved, a decrease of 5% since 2013-14. In 2015-16, the police recorded 332 offences, a decrease of 7% from 2014-15. This is the lowest recorded total since comparable records began, and a decrease of 71% since 2006-07
- The offence category which contained the highest number of offences involving a firearm in 2015-16 was Breach of the peace etc., accounting for 18% of all recorded offences involving a firearm. This was closely followed by the Common assault and Reckless conduct with firearms offence categories, both of which constituted a further 18% each of offences involving a firearm in 2015-16.
- In 2014-15 no Homicides involving a firearm were recorded, while one was recorded in 2015-16. There were seven Attempted murders involving a firearm in 2014-15 and four in 2015-16.
- The number of Serious assaults involving a firearm increased by two offences from two in 2014-15 to four in 2015-16. In 2015-16 there were 25 Robberies involving a firearm, decreasing from 42 in 2014-15. The number of robberies involving a firearm were at their lowest level in the past ten-years.
- When air weapons and unidentified weapons are excluded, the total number of offences involving a firearm increased by 5% between 2014-15 and 2015-16 (from 144 offences to 151 offences).
- Offences relating to Common assault account for the largest proportion of offences involving a firearm (21%) when air weapons and unidentified weapons are excluded.
- The use of firearms in criminal activity continued to constitute only a small proportion of all offences recorded by the police in 2015-16, as shown in [Chart 2](#); 1.8% of Homicides (one offence), 1.4% of Attempted murders (four offences) and 1.9% of Robberies (25 offences). Only 0.1% of all Serious assaults, all Common assaults, and all Vandalism offences involved the alleged use of a firearm. For further information please see [Note 4.6.7](#).

Chart 2: Offences in which a firearm was alleged to have been involved, as a percentage of (selected) total recorded crimes¹, Scotland, 2006-07 to 2015-16



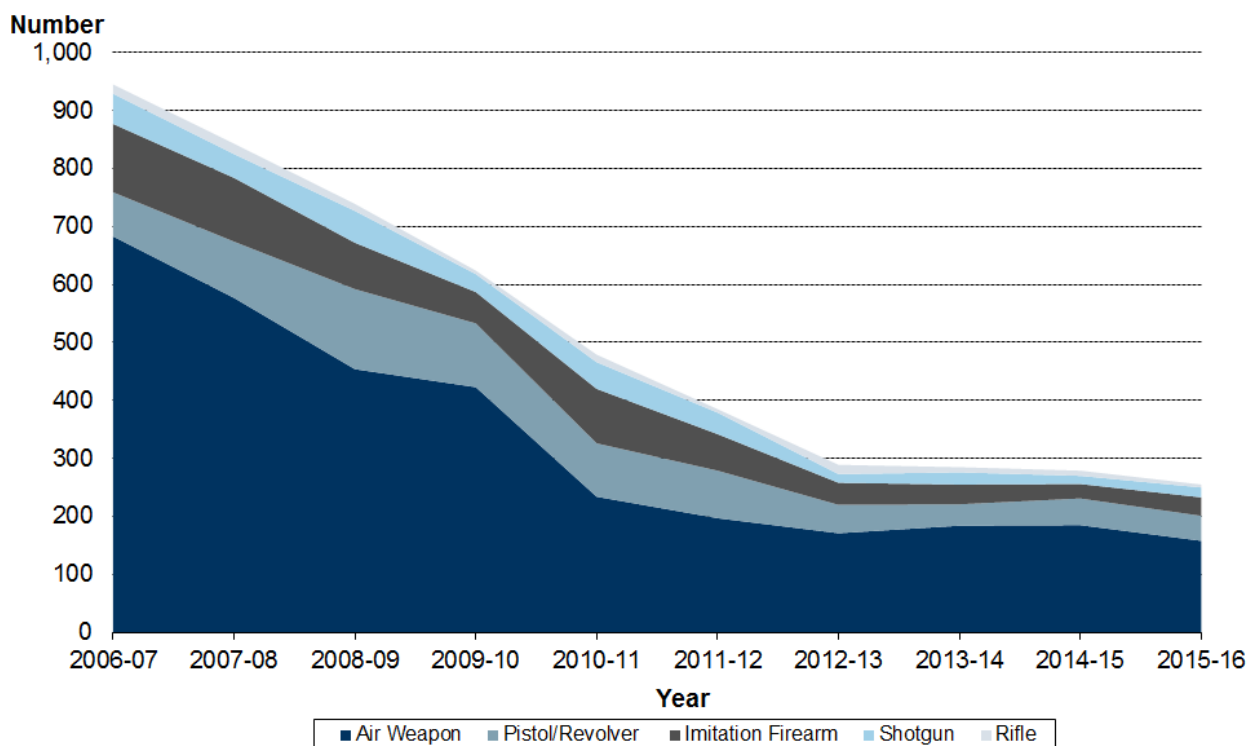
1. For further information please see [Note 4.6.7](#).

3.2 Main firearm recorded (Tables 4, 4a and 5, and Chart 3)

- An air weapon was used in nearly half (48%, or 158 offences) of all offences involving a firearm in 2015-16, down from 52% (185) in 2014-15. Where the firearm type was actually identified in 2015-16, air weapons were used in the majority (51%) of offences involving firearms. Over the past ten years this percentage has fluctuated between 41% and 63%.
- In 2015-16, the number of offences involving firearms remained low by historical standards. Between 2014-15 and 2015-16, the number of offences involving shotguns (+3, or 21%), imitation firearms (+7, or 28%), and other firearms (+4, or 8%) have increased, while the number of offences involving air weapons (-27, or 15%), pistols/revolvers (-3, or 7%) and unidentified firearms (-6, or 21%) decreased.
- A pistol or revolver was used in 36% (or 9 offences) of Robberies. For all other crime groups covered by this bulletin, excluding Homicide and Attempted Murder, air weapons were used more often than other types of firearms. The collective majority of common assaults (45%), Reckless conduct with a firearm (70%), Vandalism (78%), Serious assaults (50%), Breach of the peace offences (43%) and Other crimes and offences (46%) all involved the use of an air weapon.
- For offences relating to the Firearms Act 1968, air weapons were involved in 28% (9) of cases while pistols or revolvers were involved in 22% (7) of instances.

- [Chart 3](#) shows the total number of offences involving firearms where the firearm is identified and excluding 'other' firearms. It shows that air weapons have constituted a large proportion of all these offences (62% in 2015-16) throughout the period, and has been driving the decline since 2006-07.

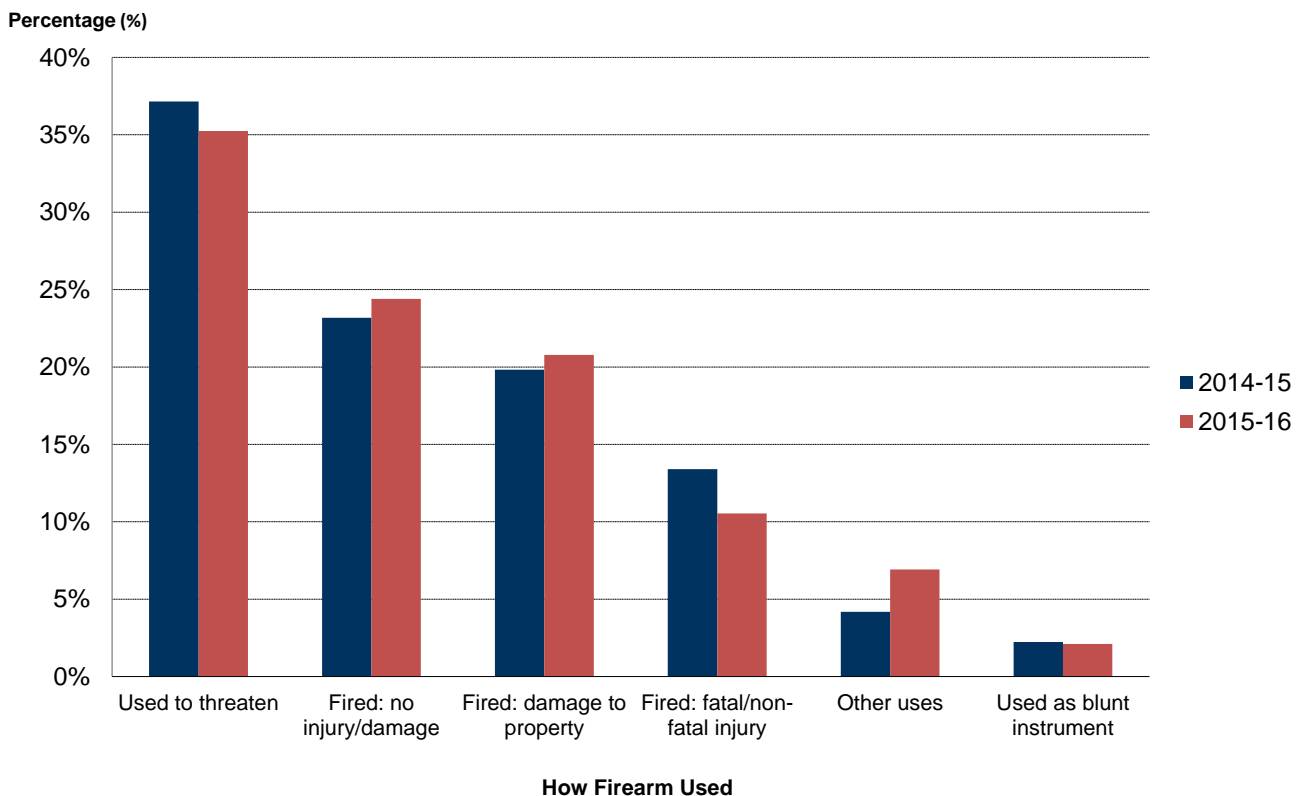
Chart 3: Main firearm recorded in offences involving the alleged use of a firearm (exc. unidentified and other firearms), Scotland, 2006-07 to 2015-16



3.3 Firearm use (Tables [6](#), [6a](#), [7](#), [8](#), [9](#) and [9a](#), and [Chart 4](#))

- Of the 332 recorded offences involving a firearm in Scotland in 2015-16, 56% (185) resulted in the actual discharge of the firearm. The breakdown of how the main firearm recorded was used in offences involving the alleged use of a firearm in 2015-16 can be seen in [Chart 4](#).
- The number of offences in which a firearm was fired and caused fatal or non-fatal injury to a person decreased by 27% from 48 in 2014-15 to 35 in 2015-16.
- The number of offences in which a firearm was discharged causing no injury or damage decreased from 83 in 2014-15 to 81 in 2015-16 (-2%). Crimes of property decreased from 71 in 2014-15 to 69 in 2015-16 (-3%).
- Of the 185 offences in which a firearm was actually discharged in 2015-16, 61% (113) involved an air weapon. Of these offences involving an air weapon, 16 resulted in non-fatal injury to a person, 49 resulted in property damage and the remaining 48 resulted in no injury or damage.

Chart 4: How main firearm recorded was used in offences involving the alleged use of a firearm, Scotland, 2014-15 and 2015-16

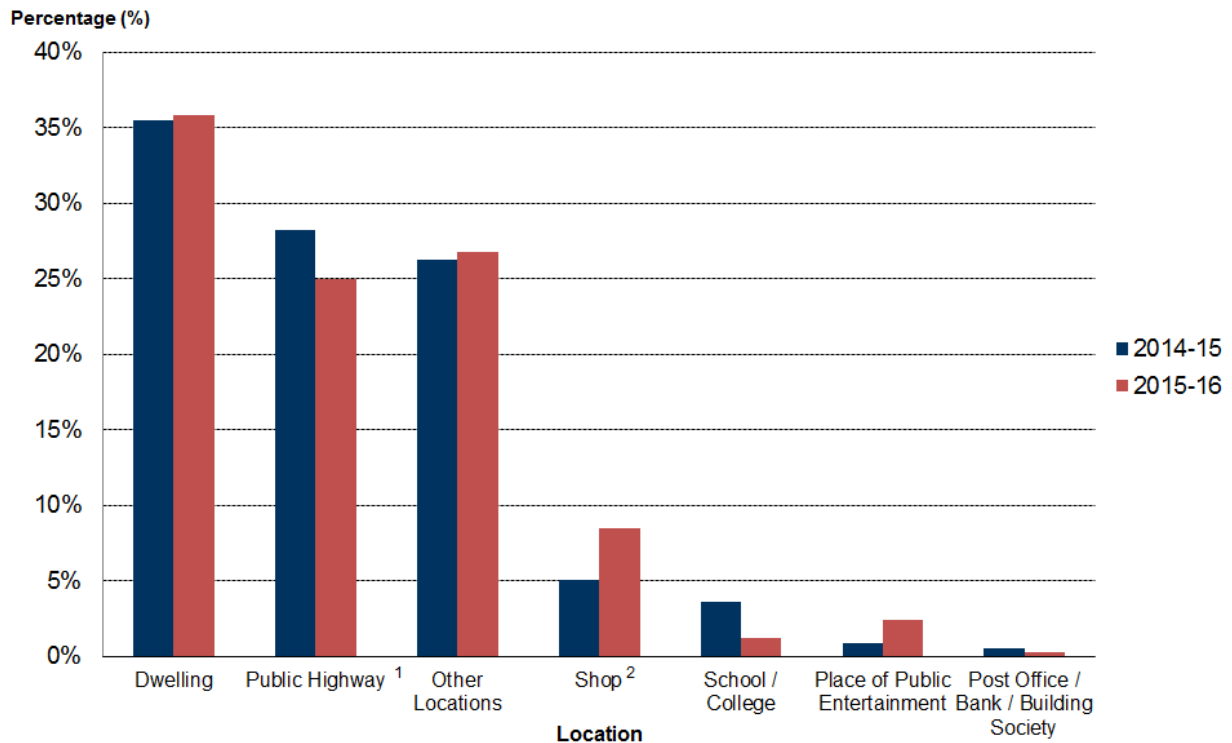


- Of the 60 Common assaults involving a firearm that were recorded in 2015-16, 17 resulted in the weapon being discharged and causing non-fatal injury. This accounts for half (50%) of 34 recorded offences in which a firearm was fired and caused non-fatal injury.
- The decrease in the total number of offences involving firearms between 2014-15 and 2015-16 was driven by offences whereby an individual was not killed or injured by a firearm. The number of instances where a firearm was Used to threaten (-16) and Fired but did not result in injury (-4), and property damage (-2) decreased from 2014-15. Where a firearm was discharged resulting in no injury, just under half (46%) of these instances were classified as Reckless conduct with a firearm. Where a firearm was Used to threaten, just over two-fifths of these crimes (41%) were classified as Breach of the peace offences.

3.4 Location of firearm offences (Tables [10](#) and [10a](#), and [Chart 5](#))

- In 2015-16, most offences involving firearms took place in a dwelling (36%) or other locations (27%). Between 2014-15 and 2015-16, the number of offences that took place in both these locations decreased (-8, -6% for dwellings; -5, -5% for other locations). The number of offences involving firearms occurring in shops rose from 18 in 2014-15 to 28 in 2015-16 (+10, +56%). [Chart 5](#) shows the distribution of offences involving the alleged use of a firearm by location in 2014-15 and 2015-16.

Chart 5: Location of offences involving the alleged use of a firearm, Scotland, 2014-15 and 2015-16



1. Public highway includes roads and footpaths.

2. Shop includes shops, stalls, stores, offices and factories

- In 2015-16 there were four offences that occurred in a school/college involving the alleged use of a firearm. This equals the value for 2013-14, the lowest number of offences to have occurred in a school/college in the ten year period covered by this bulletin. In total, 9 offences involving the alleged use of a firearm occurred within banks/building societies and places of public entertainment in 2015-16. This represents 3% of all offences involving a firearm in 2015-16.

3.5 Victim characteristics (Tables [11](#) and [11a](#))

- Of the 35 main victims who were either fatally or non-fatally injured during an offence involving a firearm in 2015-16, 20 were male (57%) and 15 were female (43%). There were no reported offences involving the shooting of a police officer causing fatal or non-fatal injury in 2015-16.
- The number of male (-11, -35%) and female (-2, -12%) main victims who were either fatally or non-fatally injured during an offence involving a firearm decreased between 2014-15 and 2015-16. For males and females respectively this represents the lowest and second lowest levels in the past ten years.
- In 2015-16, 10 main victims were under the age of 16, this accounts for 29% of all main victims who were either fatally or non-fatally injured during an offence involving a firearm. This is the second lowest number in proportional terms, in the past ten years.

3.6 Clear up rates ([Table 12](#))

- In 2015-16, 68% of all offences involving a firearm were cleared up, a decrease of six percentage points from 74% in 2014-15. For further information on clear up rates please see [Note 4.5](#).
- There were large variations in the clear-up rate across the different crime groups in 2015-16. Some of the most serious crime groups - Homicide (100%), Attempted murder (75%), Serious assaults (75%) and Robbery (76%) - had relatively higher clear-up rates when compared to other crime groups reported in this bulletin. These most serious crime groups account for 10% of offences involving firearms in 2015-16.
- In 2015-16, the clear-up rate for common assaults involving firearms was 73%, Breach of the peace offences were 87%, and Offences relating to the Firearms Act 1968 were 88%.
- Those crime groups with lower clear up rates, included Vandalism (9%), Other crimes and offences (59%) and Reckless conduct with firearms (68%). These crime groups combined accounted for 44% of offences involving firearms in 2015-16.

3.7 Accused characteristics ([Tables 13](#) and [14](#))

- In 2015-16 the main accused was under 16 years old in 13% of cleared up offences involving the use of a firearm (30 out of 226 offences). A further 16% of cleared up offences were committed by an accused aged 16 to 20 years (37 offences). Of all offences that were cleared up in 2015-16, the most common age of the main accused was 21-30 years (29%) which has been consistent since 2008-09.
- Individuals aged between 16 and 40 are more likely to be accused of an offence compared to younger and older individuals. Whereas this group accounts for 32%² of the population they make up to 64% of all accused in 2015-16 ([Table 13](#)).
- Over the past ten years the demographics of the main accused has shifted towards older people. Since 2006-07 the proportion of offenders aged 41 or over has increased by 9 percentage points while the proportion of offenders aged 16-20 has shown a 13 percentage point decrease over the same period.

3.8 Offences in local authorities ([Tables 15](#), and [15a](#))

- When considering the trends in the number of offences in which a firearm was alleged to have been used in each local authority area, it should be noted that most local authority areas have relatively small counts of firearm offences. As a result, small changes in the number of offences in which a firearm was alleged to have been used can lead to large changes in percentage terms.
- In 2015-16, the local authority areas of Edinburgh City (58), Fife (36) and Glasgow City (26) had the highest number of offences involving firearms. These local

² Population estimates are as at mid-year 2015 from the National Records of Scotland (<https://www.nrscotland.gov.uk/statistics-and-data/statistics/statistics-by-theme/population/population-estimates/mid-year-population-estimates>)

authorities still have the highest offence numbers when cases involving air weapons are excluded – Edinburgh City (27), Fife (19), and Glasgow City (10).

- In 2015-16, no offences involving firearms were recorded in Na h-Eileanan Siar, Orkney Islands and Shetland Islands.
- The local authorities of Falkirk (+8), Stirling (+6), Fife (+6), and Angus (+6) saw the highest increases in the number of offences involving firearms between 2014-15 and 2015-16. Whereas Edinburgh City (-26), Highland (-13), and East Lothian (-9) saw the largest decreases.

3.9 Stolen firearms (Table [16](#) and [16a](#))

- During 2015-16, Scottish police forces recorded eight offences in which a firearm (other than an air weapon) was stolen a decrease from 15 in 2014-15.

3.10 Miscellaneous firearm offences ([Table 17](#))

- The number of Miscellaneous firearm offences, that relate mainly to the possession, handling and distribution of firearms and ammunition, has fallen from 504 in 2014-15 to 435 in 2015-16 (-14%). This continues an overall downward trend, and 2015-16 has the second lowest number of Miscellaneous firearm offences during the previous ten years. For further information on these Miscellaneous firearm offences, please see [Note 4.3.1](#).
- Just under two thirds of local authority areas (69%) saw either falls or no change in the number of Miscellaneous firearm offences. Of those local authorities that recorded an increase in the number of offences for this classification, Aberdeenshire (+16), Dundee City (+13), East Ayrshire City (+7), and Perth and Kinross (+7) had the highest increases. Glasgow City (-34), Argyll and Bute (-29) and Edinburgh City (-17) had the highest decreases in the number of Miscellaneous firearm offences.

Table 1: Total number of offences in which an identified firearm was alleged to have been involved, Scotland, 1980 to 2015-16

Year	Number
	Total
1980	1,068
1981	1,313
1982	1,282
1983	1,336
1984	1,340
1985	1,653
1986	1,517
1987	1,419
1988	1,136
1989	1,441
1990	1,466
1991	1,889
1992	1,933
1993	1,717
1994	1,722
1995-96 ¹	1,720
1996-97	1,481
1997-98 ²	1,054
1998-99	1,051
1999-00	975
2000-01	959
2001-02	1,004
2002-03	1,035
2003-04	957
2004-05	1,136
2005-06	1,068
2006-07	1,260
2007-08	1,145
2008-09	970
2009-10	841
2010-11	647
2011-12	535
2012-13	365
2013-14	377
2014-15	358
2015-16	332

Notes:

1. In 1995-96, the twelve month reporting period was changed from calendar year to financial year.

2. Following the Dunblane incident in 1996, changes were made to firearms legislation. All pistols (or handguns) over .22 calibre were banned with effect from 1 October 1997, see [Note 4.4.2](#). As such some caution should be taken when comparing figures up to 1997-98 with figures beyond this point.

Table 2: Offences in which a firearm was alleged to have been involved, Scotland, 2006-07 to 2015-16

Type of Offence	Number & Percentage										% change 14-15 to 15-16
	2006-07	2007-08	2008-09	2009-10	2010-11	2011-12	2012-13 ¹	2013-14	2014-15	2015-16	
Homicide ²	8	4	2	2	2	5	1	1	-	1	-
Attempted murder	43	33	23	11	13	11	2	1	7	4	n/r
Serious assault ³	19	37	15	19	12	7	6	5	2	4	n/r
Robbery	82	65	92	91	88	82	39	39	42	25	-40
Vandalism	204	124	129	94	39	26	17	12	25	32	28
Reckless conduct with firearms ⁴	291	294	235	196	135	119	71	91	82	59	-28
Firearms Act 1968 offences ⁵	196	153	126	89	86	73	32	48	25	32	28
Common assault ^{3,6,7}	200	201	145	164	110	99	71	59	73	60	-18
Breach of the peace etc. ^{7,8}	176	184	135	121	80	74	67	73	64	61	-5
Other crimes and offences	41	50	68	54	82	39	59	48	38	54	42
Total	1,260	1,145	970	841	647	535	365	377	358	332	-7

Notes:

1. As a result of a change in recording practices by Lothian and Borders Police, their data for 2012-13 are not directly comparable with previous years. For further information please see [Note 4.6.6](#).
2. Includes Murder and Culpable homicide (common law). It excludes Causing death by dangerous driving, Causing death by careless driving while under the influence of drink or drugs, Causing death by careless driving, Illegal driver involved in a fatal accident and Corporate homicide.
3. For the distinction between Serious assault and Common assault, please see [Note 4.7.2](#).
4. A change in recording practices has affected the comparability of this category over time. For further information please see [Note 4.6.4](#).
5. Possession of a firearm with intent to endanger life, commit crime and cause fear of violence. Does not include miscellaneous firearm offences. These are presented separately in [Table 16](#).
6. Common assault includes the offences of Common assault and Common assault of an emergency worker.
7. A change in recording practices has affected the comparability of this category over time. For further information please see [Note 4.6.5](#).
8. Includes Breach of the peace and Threatening or abusive behaviour. Breach of the peace etc. also includes Offence of stalking, Offensive behaviour at football and Threatening communications (Offensive Behaviour at Football and Threatening Communications Act 2012). However these are not relevant to firearm offences.

Table 2a: Offences in which an identified firearm, other than an air weapon, was alleged to have been involved, Scotland, 2006-07 to 2015-16

Type of Offence	Number & Percentage										
	2006-07	2007-08	2008-09	2009-10	2010-11	2011-12	2012-13 ¹	2013-14	2014-15	2015-16	% change 14/15 to 15-16
Homicide ²	4	2	1	1	2	4	1	1	-	1	-
Attempted murder	21	24	18	8	13	8	-	1	3	2	n/r
Serious assault ³	3	13	5	2	4	3	3	1	2	2	-
Robbery	50	41	68	65	71	48	33	22	29	21	-28
Vandalism	19	23	10	17	13	9	1	1	5	5	-
Reckless conduct with firearms	51	58	51	40	35	37	12	21	17	15	-12
Firearms Act 1968 offences ⁴	85	87	80	51	61	59	21	26	17	19	12
Common assault ^{3,5,6}	72	100	83	82	52	54	30	21	30	32	7
Breach of the peace etc. ^{6,7}	82	90	75	56	47	40	34	24	32	30	-6
Other crimes and offences	15	24	36	24	45	23	33	20	9	24	n/r
Total	402	462	427	346	343	285	168	138	144	151	5

Notes:

1. As a result of a change in recording practices by Lothian and Borders Police, their data for 2012-13 are not directly comparable with previous years. For further information please see [Note 4.6.6](#).
2. Includes Murder and Culpable homicide (common law). It excludes Causing death by dangerous driving, Causing death by careless driving while under the influence of drink or drugs, Causing death by careless driving, Illegal driver involved in a fatal accident and Corporate homicide.
3. For the distinction between Serious assault and Common assault, please see [Note 4.7.2](#).
4. Possession of a firearm with intent to endanger life, commit crime and cause fear of violence. Does not include miscellaneous firearm offences. These are presented separately in [Table 16](#).
5. Common assault includes the offences of Common assault and Common assault of an emergency worker.
6. A change in recording practices has affected the comparability of these categories over time. For further information please see [Note 4.6.5](#).
7. Includes Breach of the peace and Threatening or abusive behaviour. Breach of the peace etc. also includes Offence of stalking, Offensive behaviour at football and Threatening communications (Offensive Behaviour at Football and Threatening Communications Act 2012). However these are not relevant to firearm offences.

Table 3: Offences in which a firearm was alleged to have been involved as a percentage¹ of (selected) total recorded crimes², Scotland, 2006-07 to 2015-16

Type of Offence	Percentage									
	2006-07	2007-08	2008-09	2009-10	2010-11	2011-12	2012-13 ³	2013-14	2014-15	2015-16
Homicide ⁴	6.6	3.4	2.0	2.5	2.2	5.4	1.5	1.6	~	1.8
Attempted murder	5.2	4.6	3.2	2.0	2.3	2.2	0.6	0.3	2.7	1.4
Serious assault ⁵	0.3	0.6	0.3	0.4	0.2	0.2	0.2	0.2	0.1	0.1
Robbery	2.3	2.1	3.1	3.6	3.4	3.7	2.1	2.6	2.8	1.9
Vandalism	0.2	0.1	0.1	0.1	0.1	~	~	~	0.1	0.1
Common assault ^{5,6,7}	0.3	0.3	0.2	0.2	0.2	0.1	0.1	0.1	0.1	0.1

Notes:

1. Some of the figures in this table are based on fewer than 100 recorded offences.
2. For further information on the selected total recorded crimes please see [Note 4.6.7](#).
3. As a result of a change in recording practices by Lothian and Borders Police, their data for 2012-13 are not directly comparable with previous years. For further information please see [Note 4.6.6](#).
4. Includes Murder and Culpable homicide (common law). It excludes Causing death by dangerous driving, Causing death by careless driving while under the influence of drink or drugs, Causing death by careless driving, Illegal driver involved in a fatal accident and Corporate homicide.
5. For the distinction between Serious assault and Common assault please see [Note 4.7.2](#).
6. Common assault includes the offences of Common assault and Common assault of an emergency worker.
7. A change in recording practices has affected the comparability of this category over time. For further information please see [Note 4.6.5](#).

Table 4: Main firearm recorded in offences involving the alleged use of a firearm, Scotland, 2006-07 to 2015-16

Main Firearm Recorded ¹	Number & Percentage										
	2006-07	2007-08	2008-09	2009-10	2010-11	2011-12	2012-13 ²	2013-14	2014-15	2015-16	% change 14-15 to 15-16
Shotgun	52	41	55	31	46	37	15	21	14	17	21
Rifle	16	18	12	6	13	6	16	9	9	5	n/r
Pistol/Revolver	76	97	138	110	92	82	49	37	46	43	-7
Air Weapon ³	683	577	454	423	234	197	171	184	185	158	-15
Imitation Firearm	118	110	80	54	94	63	38	34	25	32	28
Unidentified ³	175	106	89	72	70	53	26	55	29	23	-21
Other	140	196	142	145	98	97	50	37	50	54	8
Total (identified firearms - excluding air weapons)	402	462	427	346	343	285	168	138	144	151	5
Total	1,260	1,145	970	841	647	535	365	377	358	332	-7

Notes:

1. For further information on the main firearm recorded please see [Note 4.6.8](#).
2. As a result of a change in recording practices by Lothian and Borders Police, their data for 2012-13 are not directly comparable with previous years. For further information please see [Note 4.6.6](#).
3. A change in recording practices has affected the comparability of these categories over time. For further information please see [Note 4.6.2](#).

Table 4a: Main firearm recorded as a percentage of the total number of offences in which a firearm was alleged to have been involved, Scotland, 2006-07 to 2015-16

Main Firearm Recorded ¹	Percentage									
	2006-07	2007-08	2008-09	2009-10	2010-11	2011-12	2012-13 ²	2013-14	2014-15	2015-16
Shotgun	4	4	6	4	7	7	4	6	4	5
Rifle	1	2	1	1	2	1	4	2	3	2
Pistol/Revolver	6	8	14	13	14	15	13	10	13	13
Air Weapon ³	54	50	47	50	36	37	47	49	52	48
Imitation Firearm	9	10	8	6	15	12	10	9	7	10
Unidentified ³	14	9	9	9	11	10	7	15	8	7
Other	11	17	15	17	15	18	14	10	14	16
Total (identified firearms - excluding air weapons)	32	40	44	41	53	53	46	37	40	45
Total	100	100	100	100	100	100	100	100	100	100

Notes:

1. For further information on the main firearm recorded please see [Note 4.6.8](#).
2. As a result of a change in recording practices by Lothian and Borders Police, their data for 2012-13 are not directly comparable with previous years. For further information please see [Note 4.6.6](#).
3. A change in recording practices has affected the comparability of these categories over time. For further information please see [Note 4.6.2](#).

Table 5: Offences in which a firearm was alleged to have been involved by main firearm recorded, Scotland, 2015-16

Type of Offence	Main Firearm Recorded ¹							Number
	Shotgun	Rifle	Pistol/ Revolver	Air Weapon	Imitation	Unidentified	Other	Total
Homicide ²	-	-	-	-	-	-	1	1
Attempted murder	1	-	1	1	-	1	-	4
Serious assault ³	-	-	-	2	-	-	2	4
Robbery	3	-	9	2	2	2	7	25
Vandalism	-	1	-	25	1	2	3	32
Reckless conduct with firearms	5	1	2	41	3	3	4	59
Firearms Act 1968 offences ⁴	3	-	7	9	5	4	4	32
Common assault ^{3,5}	1	2	8	27	6	1	15	60
Breach of the peace etc. ⁶	-	-	10	26	12	5	8	61
Other crimes and offences	4	1	6	25	3	5	10	54
Total	17	5	43	158	32	23	54	332

Notes:

1. For further information on the main firearm recorded please see [Note 4.6.8](#).
2. Includes Murder and Culpable homicide (common law). It excludes Causing death by dangerous driving, Causing death by careless driving while under the influence of drink or drugs, Causing death by careless driving, Illegal driver involved in a fatal accident and Corporate homicide.
3. For the distinction between Serious assault and Common assault, please see [Note 4.7.2](#).
4. Possession of a firearm with intent to endanger life, commit crime and cause fear of violence. Does not include miscellaneous firearm offences. These are presented separately in [Table 16](#).
5. Common assault includes the offences of Common assault and Common assault of an emergency worker.
6. Includes Breach of the peace and Threatening or abusive behaviour. Breach of the peace etc. also includes Offence of stalking, Offensive behaviour at football and Threatening communications (Offensive Behaviour at Football and Threatening Communications Act 2012). However these are not relevant to firearm offences.

Table 6: Use of firearm in offences involving the alleged use of a firearm, Scotland, 2006-07 to 2015-16

How Firearm Used	Number & Percentage										
	2006-07	2007-08	2008-09	2009-10	2010-11	2011-12	2012-13 ¹	2013-14	2014-15	2015-16	% change 14-15 to 15-16
Fired - fatal injury	8	4	2	2	2	5	1	1	-	1	-
Fired - non-fatal injury	240	208	141	152	109	90	65	42	48	34	-29
Fired - damage to property	314	222	211	175	91	77	66	66	71	69	-3
Fired - no injury/damage	231	287	223	186	139	114	62	74	83	81	-2
Total Fired	793	721	577	515	341	286	194	183	202	185	-8
Used as a blunt instrument	18	10	11	12	13	13	10	5	8	7	n/r
Used to threaten	319	267	240	218	251	197	129	144	133	117	-12
Other uses	130	147	142	96	42	39	32	45	15	23	53
Total	1,260	1,145	970	841	647	535	365	377	358	332	-7

Notes:

1. As a result of a change in recording practices by Lothian and Borders Police, their data for 2012-13 are not directly comparable with previous years. For further information please see [Note 4.6.6](#).

Table 6a: Use of identified firearm (excluding air weapons) in offences involving the alleged use of a firearm, Scotland, 2006-07 to 2015-16

How Firearm Used	Number & Percentage										
	2006-07	2007-08	2008-09	2009-10	2010-11	2011-12	2012-13 ¹	2013-14	2014-15	2015-16	% change 14-15 to 15-16
Fired - fatal injury	4	2	1	1	2	4	1	1	-	1	-
Fired - non-fatal injury	74	104	60	69	55	39	22	17	10	15	50
Fired - damage to property	32	46	31	34	27	23	12	17	15	17	13
Fired - no injury/damage	62	72	67	48	50	45	19	15	24	30	25
Total Fired	172	224	159	152	134	111	54	50	49	63	29
Used as a blunt instrument	10	6	9	8	10	11	4	1	8	4	n/r
Used to threaten	157	154	179	130	172	134	80	71	80	68	-15
Other uses	63	78	80	56	27	29	30	16	7	16	n/r
Total	402	462	427	346	343	285	168	138	144	151	5

Notes:

1. As a result of a change in recording practices by Lothian and Borders Police, their data for 2012-13 are not directly comparable with previous years. For further information please see [Note 4.6.6](#).

Table 7: Type of firearm by use of weapon in offences involving the alleged use of a firearm, Scotland, 2015-16

	Main Firearm Recorded ¹							Number
How Firearm Used	Shotgun	Rifle	Pistol/ Revolver	Air Weapon	Imitation	Unidentified	Other	Total
Fired - fatal injury	-	-	-	-	-	-	1	1
Fired - non-fatal injury	1	-	1	16	2	3	11	34
Fired - damage to property	5	2	-	49	4	3	6	69
Fired - no injury/damage	5	1	5	48	7	3	12	81
Total Fired	11	3	6	113	13	9	30	185
Used as a blunt instrument	-	-	3	3	-	-	1	7
Used to threaten	6	2	33	35	17	14	10	117
Other uses	-	-	1	7	2	-	13	23
Total	17	5	43	158	32	23	54	332

Notes:

1. For further information on the main firearm recorded please see [Note 4.6.8](#).

Table 8: Main firearm recorded in offences in which a weapon was alleged to have been fired causing fatal or non-fatal injury, Scotland, 2006-07 to 2015-16

Main Firearm Recorded ¹	Number & Percentage										
	2006-07	2007-08	2008-09	2009-10	2010-11	2011-12	2012-13 ²	2013-14	2014-15	2015-16	% change 14-15 to 15-16
Shotgun	14	11	5	7	4	7	1	-	1	3	n/r
Rifle	3	2	1	1	-	-	3	-	-	-	-
Pistol/Revolver	10	10	7	4	10	5	-	3	1	1	-
Air Weapon ³	145	94	71	78	48	51	43	21	38	20	-47
Imitation Firearm	5	6	1	1	7	-	6	1	1	5	n/r
Unidentified ³	25	12	11	6	6	1	-	4	2	3	n/r
Other	46	77	47	57	36	31	13	14	7	12	n/r
Total (identified firearms - excluding air weapons)	78	106	61	70	57	43	23	18	10	21	110
Total	248	212	143	154	111	95	66	43	50	44	-12

Notes:

1. For further information on the main firearm recorded please see [Note 4.6.8](#).
2. As a result of a change in recording practices by Lothian and Borders Police, their data for 2012-13 are not directly comparable with previous years. For further information please see [Note 4.6.6](#).
3. A change in recording practices has affected the comparability of these categories over time. For further information please see [Note 4.6.2](#).

Table 9: Type of offence in which a firearm was alleged to have been involved by how main firearm was used, Scotland, 2015-16

Type of Offence	How Firearm Used							Number
	Fired: fatal injury	Fired: non-fatal injury	Fired: property damage	Fired: no injury/damage	Blunt instrument	Used to threaten	Other uses	Total
Homicide ¹	1	-	-	-	-	-	-	1
Attempted murder	-	3	1	-	-	-	-	4
Serious assault ²	-	1	-	2	-	1	-	4
Robbery	-	3	-	1	2	19	-	25
Vandalism	-	-	30	-	1	1	-	32
Reckless conduct with firearms	-	6	15	36	-	1	1	59
Firearms Act 1968 offences ³	-	1	-	3	-	25	3	32
Common assault ^{2,4}	-	17	2	24	4	10	3	60
Breach of the peace etc. ⁵	-	-	2	7	-	48	4	61
Other crimes and offences	-	3	21	6	-	12	12	54
Total	1	34	71	79	7	117	23	332

Notes:

1. Includes Murder and Culpable homicide (common law). It excludes Causing death by dangerous driving, Causing death by careless driving while under the influence of drink or drugs, Causing death by careless driving, Illegal driver involved in a fatal accident and Corporate homicide.
2. For the distinction between Serious assault and Common assault, please see [Note 4.7.2](#).
3. Possession of a firearm with intent to endanger life, commit crime and cause fear of violence. Does not include miscellaneous firearm offences. These are presented separately in [Table 16](#).
4. Common assault includes the offences of Common assault and Common assault of an emergency worker.
5. Includes Breach of the peace and Threatening or abusive behaviour. Breach of the peace etc. also includes Offence of stalking, Offensive behaviour at football and Threatening communications (Offensive Behaviour at Football and Threatening Communications Act 2012). However these are not relevant to firearm offences.

Table 9a: Type of offence in which a firearm (excluding air weapons) was alleged to have been involved by how main firearm was used, Scotland, 2015-16

Type of Offence	How Firearm Used							Number
	Fired: fatal injury	Fired: non-fatal injury	Fired: property damage	Fired: no injury/damage	Blunt instrument	Used to threaten	Other uses	Total
Homicide ¹	1	-	-	-	-	-	-	1
Attempted murder	-	2	-	-	-	-	-	2
Serious assault ²	-	1	-	1	-	-	-	2
Robbery	-	3	-	1	1	16	-	21
Vandalism	-	-	5	-	-	-	-	5
Reckless conduct with firearms	-	-	6	9	-	-	-	15
Firearms Act 1968 offences ³	-	1	-	1	-	15	2	19
Common assault ^{2,4}	-	8	-	11	3	7	3	32
Breach of the peace etc. ⁵	-	-	1	4	-	23	2	30
Other crimes and offences	-	-	5	3	-	7	9	24
Total	1	15	17	30	4	68	16	151

Notes:

1. Includes Murder and Culpable homicide (common law). It excludes Causing death by dangerous driving, Causing death by careless driving while under the influence of drink or drugs, Causing death by careless driving, Illegal driver involved in a fatal accident and Corporate homicide.
2. For the distinction between Serious assault and Common assault, please see [Note 4.7.2](#).
3. Possession of a firearm with intent to endanger life, commit crime and cause fear of violence. Does not include miscellaneous firearm offences. These are presented separately in [Table 16](#).
4. Common assault includes the offences of Common assault and Common assault of an emergency worker.
5. Includes Breach of the peace and Threatening or abusive behaviour. Breach of the peace etc. also includes Offence of stalking, Offensive behaviour at football and Threatening communications (Offensive Behaviour at Football and Threatening Communications Act 2012). However these are not relevant to firearm offences.

Table 10: Location of offences involving the alleged use of a firearm, Scotland, 2006-07 to 2015-16

Location of Offence	2006-07	2007-08	2008-09	2009-10	2010-11	2011-12	2012-13 ¹	2013-14	2014-15	2015-16	Percentage
											% change 14-15 to 15-16
Dwelling	378	388	332	278	219	188	123	139	127	119	-6
Public Highway ²	438	415	333	275	193	168	110	121	101	83	-18
Shop ³	100	65	79	78	45	41	39	23	18	28	56
Post Office	9	2	6	6	1	3	1	-	-	-	-
Bank/Building Society	7	3	3	7	3	7	3	2	2	1	n/r
School/College	27	17	23	16	21	10	6	4	13	4	-69
Place of Public Entertainment	10	13	11	3	6	3	2	5	3	8	n/r
Other Locations	291	242	183	178	159	115	81	83	94	89	-5
Total	1,260	1,145	970	841	647	535	365	377	358	332	-7

Notes:

1. As a result of a change in recording practices by Lothian and Borders Police, their data for 2012-13 are not directly comparable with previous years. For further information please see [Note 4.6.6](#).
2. Includes roads and footpaths.
3. Includes shops, stalls, stores, offices and factories.

Table 10a: Location of offences in which an identified firearm (excluding air weapons) was alleged to have been involved, Scotland, 2006-07 to 2015-16

Location of Offence	Number & Percentage										% change 14-15 to 15-16
	2006-07	2007-08	2008-09	2009-10	2010-11	2011-12	2012-13 ¹	2013-14	2014-15	2015-16	
Dwelling	71	126	123	94	114	103	52	50	63	52	-17
Public Highway ²	156	195	161	120	92	95	47	38	39	42	8
Shop ³	51	36	48	50	29	27	27	13	8	17	n/r
Post Office	7	1	4	4	1	3	1	-	-	-	-
Bank/Building Society	3	3	1	7	2	6	1	1	2	-	-
School/College	11	9	13	13	15	7	1	3	3	2	n/r
Place of Public Entertainment	4	6	5	3	3	1	-	2	1	6	n/r
Other Locations	99	86	72	55	87	43	39	31	28	32	14
Total	402	462	427	346	343	285	168	138	144	151	5

Notes:

1. As a result of a change in recording practices by Lothian and Borders Police, their data for 2012-13 are not directly comparable with previous years. For further information please see [Note 4.6.6](#).
2. Includes roads and footpaths.
3. Includes shops, stalls, stores, offices and factories

Table 11: Age and gender of main victim in offences in which a firearm was alleged to have been fired causing fatal or non-fatal injury, Scotland, 2006-07 to 2015-16

Age and Gender of Main Victim	Number									
	2006-07	2007-08	2008-09	2009-10	2010-11	2011-12	2012-13	2013-14	2014-15	2015-16
All victims	248	212	143	154	111	95	66	43	48	35
10 or under	30	38	22	25	19	12	5	1	2	2
11 to 15	60	46	25	43	39	30	19	10	14	8
16 to 20	37	21	17	30	7	7	12	5	12	3
21 to 30	53	39	27	19	17	20	11	11	8	5
31 or over	68	68	52	37	29	26	19	16	11	17
Unknown age	-	-	-	-	-	-	-	-	1	-
Male victims	190	154	105	105	81	77	41	31	31	20
10 or under	22	29	16	16	9	10	4	-	1	2
11 to 15	44	30	20	20	23	24	13	9	7	3
16 to 20	29	14	11	24	6	5	5	4	9	2
21 to 30	43	36	22	17	16	15	8	7	7	4
31 or over	52	45	36	28	27	23	11	11	7	9
Female victims	57	57	38	49	29	18	25	12	17	15
10 or under	8	9	6	9	10	2	1	1	1	-
11 to 15	16	16	5	23	16	6	6	1	7	5
16 to 20	8	7	6	6	1	2	7	1	3	1
21 to 30	9	3	5	2	-	5	3	4	1	1
31 or over	16	22	16	9	2	3	8	5	4	8
Unknown age	-	-	-	-	-	-	-	-	1	-
Police Officer	1	1	-	-	1	-	-	-	-	-

Table 11a: Age and gender of main victim in offences in which an identified firearm (excluding air weapons) was alleged to have been fired causing fatal or non-fatal injury, Scotland, 2006-07 to 2015-16

Age and Gender of Main Victim	Number									
	2006-07	2007-08	2008-09	2009-10	2010-11	2011-12	2012-13	2013-14	2014-15	2015-16
All victims	78	106	61	70	57	43	23	18	10	16
10 or under	10	27	14	10	14	6	2	1	1	1
11 to 15	20	24	9	22	19	14	7	5	2	4
16 to 20	6	9	7	13	2	4	2	3	2	1
21 to 30	19	22	12	7	7	12	4	4	4	3
31 or over	23	24	19	18	15	7	8	5	-	7
Unknown	-	-	-	-	-	-	-	-	1	-
Male victims	64	82	47	44	38	31	12	14	7	10
10 or under	9	21	12	4	6	4	2	-	1	1
11 to 15	14	18	8	11	12	10	4	5	2	1
16 to 20	5	7	3	10	1	2	1	2	1	1
21 to 30	18	20	11	6	6	8	2	4	3	2
31 or over	18	16	13	13	13	7	3	3	-	5
Female victims	14	24	14	26	18	12	11	4	3	6
10 or under	1	6	2	6	8	2	-	1	-	-
11 to 15	6	6	1	11	7	4	3	-	-	3
16 to 20	1	2	4	3	1	2	1	1	1	-
21 to 30	1	2	1	1	-	4	2	-	1	1
31 or over	5	8	6	5	2	-	5	2	-	2
Unknown	-	-	-	-	-	-	-	-	1	-
Police Officer	-	-	-	-	1	-	-	-	-	-

Table 12: Percentage¹ of offences involving the alleged use of a firearm that were cleared up², Scotland, 2006-07 to 2015-16

Type of Offence	Percentage									
	2006-07	2007-08	2008-09	2009-10	2010-11	2011-12	2012-13	2013-14	2014-15	2015-16
Homicide ³	100	50	-	50	100	100	100	100	-	100
Attempted murder	40	58	52	45	54	100	100	100	57	75
Serious assault ⁴	47	54	40	53	75	71	100	80	100	75
Robbery	46	52	54	35	49	59	56	82	79	76
Vandalism	6	13	10	10	26	12	24	33	-	9
Reckless conduct with firearms	58	64	61	64	62	70	63	59	72	68
Firearms Act 1968 offences ⁵	90	86	93	89	86	96	75	85	96	88
Common assault ^{4,6}	62	67	67	74	81	75	65	73	86	73
Breach of the peace etc. ⁷	81	86	76	79	80	82	82	75	91	87
Other crimes and offences	71	64	54	56	68	51	61	44	55	59
Total	58	64	60	61	68	71	66	68	74	68

Notes:

1. Some of the figures in this table are based on fewer than 100 recorded offences.
2. For further information of the definition of offences being cleared up please see [Note 4.5.3](#).
3. Includes Murder and Culpable homicide (common law). It excludes Causing death by dangerous driving, Causing death by careless driving while under the influence of drink or drugs, Causing death by careless driving, Illegal driver involved in a fatal accident and Corporate homicide.
4. For the distinction between Serious assault and Common assault, please see [Note 4.7.2](#).
5. Possession of a firearm with intent to endanger life, commit crime and cause fear of violence. Does not include miscellaneous firearm offences. These are presented separately in [Table 16](#).
6. Common assault includes the offences of Common assault and Common assault of an emergency worker.
7. Includes Breach of the peace and Threatening or abusive behaviour. Breach of the peace etc. also includes Offence of stalking, Offensive behaviour at football and Threatening communications (Offensive Behaviour at Football and Threatening Communications Act 2012). However these are not relevant to firearm offences.

Table 13: Age of main accused (where known) in offences involving the alleged use of a firearm, Scotland, 2006-07 to 2015-16

Age of Main Accused	Number & Percentage										% change 14-15 to 15-16
	2006-07	2007-08	2008-09	2009-10	2010-11	2011-12	2012-13	2013-14	2014-15	2015-16	
15 or under	136	176	100	118	91	58	38	19	34	30	-12
16 to 20	208	217	128	128	94	90	59	59	56	37	-34
21 to 30	162	184	191	138	105	109	74	89	81	66	-19
31 to 40	117	81	84	53	71	70	37	47	40	42	5
41 or over	103	78	75	72	77	53	33	42	49	51	4
Unknown	-	-	-	-	-	-	-	-	4	-	
Total	726	736	578	509	438	380	241	256	264	226	-14

Table 14: Age of main accused (where known) by main firearm recorded in offences involving the alleged use of a firearm, Scotland, 2015-16

Age of Main Accused	Main Firearm Recorded ¹							Total
	Shotgun	Rifle	Pistol/ Revolver	Air Weapon	Imitation	Unidentified	Other	
15 or under	-	-	-	11	6	1	12	30
16 to 20	-	-	5	25	3	-	4	37
21 to 30	7	1	9	23	10	6	10	66
31 to 40	-	1	12	12	2	1	14	42
41 or over	6	-	6	22	5	5	7	51
Total	13	2	32	93	26	13	47	226

Notes:

1. For further information on the main firearm recorded please see [Note 4.6.8](#).

Table 15: Offences in which a firearm was alleged to have been involved by, local authority, Scotland, 2006-07 to 2015-16

Local Authority area	Number & Percentage										% change 14-15 to 15-16
	2006-07	2007-08	2008-09	2009-10	2010-11	2011-12	2012-13 ¹	2013-14	2014-15	2015-16	
Aberdeen City	22	27	20	3	3	-	6	9	16	14	-13
Aberdeenshire	18	10	5	6	1	2	6	16	12	12	-
Angus	25	30	24	16	10	10	11	15	5	11	n/r
Argyll & Bute	11	15	5	8	11	12	10	2	3	3	-
Clackmannanshire	7	1	2	4	3	1	2	9	4	6	n/r
Dumfries & Galloway	27	29	26	20	21	12	21	4	4	3	n/r
Dundee City	45	70	36	22	21	21	12	7	11	7	-36
East Ayrshire	42	37	27	18	16	12	8	14	9	11	n/r
East Dunbartonshire	28	17	16	10	10	7	3	2	1	2	n/r
East Lothian	25	35	35	20	23	11	6	7	14	5	-64
East Renfrewshire	17	18	6	9	12	7	3	-	2	2	-
Edinburgh City	187	131	151	159	86	85	44	54	84	58	-31
Falkirk	11	7	7	3	6	12	8	12	8	16	n/r
Fife	39	30	40	44	36	19	31	44	30	36	20
Glasgow City	254	210	158	132	128	79	45	37	24	26	8
Highland	11	34	32	14	4	14	4	5	15	2	-87
Inverclyde	16	20	10	12	12	7	6	4	1	3	n/r
Midlothian	26	27	28	24	-	7	7	7	8	2	n/r
Moray	11	7	2	5	1	2	2	10	3	7	n/r
Na h-Eileanan Siar	3	4	-	8	-	-	-	-	1	-	-
North Ayrshire	41	33	18	25	19	17	11	7	8	9	n/r
North Lanarkshire	112	70	74	62	60	40	33	22	15	19	27
Orkney Islands	1	2	1	-	4	1	-	-	-	-	-
Perth & Kinross	25	27	24	18	18	10	10	7	10	5	-50
Renfrewshire	35	55	41	28	27	16	15	20	5	8	n/r
Scottish Borders	23	16	41	13	13	17	4	8	5	10	n/r
Shetland Islands	1	2	1	-	-	-	-	-	1	-	-
South Ayrshire	26	19	17	22	9	15	8	6	6	11	n/r
South Lanarkshire	66	46	49	65	42	30	21	20	21	13	-38
Stirling	7	4	10	6	8	7	10	13	8	14	n/r
West Dunbartonshire	43	41	23	16	13	11	-	-	2	2	-
West Lothian	55	71	41	49	30	51	18	16	22	15	-32
Scotland	1,260	1,145	970	841	647	535	365	377	358	332	-7

Notes:

1. As a result of a change in recording practices by Lothian and Borders Police, their data for 2012-13 are not directly comparable with previous years. For further information please see [Note 4.6.6](#).

Table 15a: Offences in which an identified firearm (other than an air weapon) was alleged to have been involved by, local authority, Scotland, 2006-07 to 2013-14

Local Authority area	Number										
	2006-07	2007-08	2008-09	2009-10	2010-11	2011-12	2012-13 ¹	2013-14	2014-15	2015-16	
Aberdeen City	1	5	8	2	-	-	2	1	3	10	
Aberdeenshire	4	7	-	2	-	-	2	7	4	5	
Angus	17	26	19	11	3	5	2	2	1	-	
Argyll & Bute	3	3	-	4	2	-	3	-	1	1	
Clackmannanshire	1	-	1	-	1	-	1	3	3	-	
Dumfries & Galloway	5	9	15	7	8	8	9	3	-	3	
Dundee City	33	49	22	14	11	15	6	-	-	6	
East Ayrshire	15	4	4	5	6	6	4	5	4	4	
East Dunbartonshire	6	6	5	2	8	5	-	1	1	2	
East Lothian	4	11	20	10	12	7	3	-	7	-	
East Renfrewshire	6	1	-	5	6	5	1	-	2	2	
Edinburgh City	69	58	69	74	44	39	28	32	51	27	
Falkirk	4	1	3	1	2	9	5	3	3	10	
Fife	5	6	12	7	21	15	8	22	18	19	
Glasgow City	76	76	88	60	90	51	22	12	9	10	
Highland	5	14	19	1	3	8	4	2	2	1	
Inverclyde	3	11	2	5	8	5	1	2	-	1	
Midlothian	5	14	11	7	-	5	5	6	1	2	
Moray	-	-	-	1	-	1	-	4	-	2	
Na h-Eileanan Siar	-	-	-	1	-	-	-	-	-	-	
North Ayrshire	11	5	3	1	8	5	3	2	3	4	
North Lanarkshire	28	26	27	25	22	15	16	9	6	8	
Orkney Islands	1	-	1	-	4	1	-	-	-	-	
Perth & Kinross	17	22	12	11	15	4	4	4	-	2	
Renfrewshire	9	22	25	18	17	10	6	8	2	2	
Scottish Borders	10	9	10	6	7	14	2	2	1	4	
Shetland Islands	-	-	-	-	-	-	-	-	-	-	
South Ayrshire	7	6	3	10	4	5	2	1	3	7	
South Lanarkshire	18	18	23	28	21	12	12	1	8	7	
Stirling	4	1	2	3	1	7	7	5	4	7	
West Dunbartonshire	14	16	9	3	7	1	-	-	1	1	
West Lothian	21	36	14	22	12	27	10	1	6	4	
Scotland	402	462	427	346	343	285	168	138	144	151	

Notes:

1. As a result of a change in recording practices by Lothian and Borders Police, their data for 2012-13 are not directly comparable with previous years. For further information please see [Note 4.6.6](#).

Table 16: Offences in which a firearm was stolen by, main firearm recorded (excluding air weapons), Scotland, 2006-07 to 2015-16

Main Firearm Recorded ¹	Number & Percentage										% change 14-15 to 15-16
	2006-07	2007-08	2008-09	2009-10	2010-11	2011-12	2012-13	2013-14	2014-15	2015-16	
Shotgun	1	6	3	8	6	3	9	2	6	-	-
Rifle	1	9	2	-	1	2	6	2	1	-	-
Pistol/Revolver	-	2	-	-	2	-	2	1	-	1	-
Other Firearms	9	8	5	10	11	10	10	7	8	7	n/r
Total	11	25	10	18	20	15	27	12	15	8	-47

Notes:

1. For further information on the main firearm recorded please see [Note 4.6.8](#).

Table 16a: The number of firearms stolen in offences in which a firearm was stolen (excluding air weapons), Scotland, 2006-07 to 2015-16

Number of Weapons Stolen	2006-07	2007-08	2008-09	2009-10	2010-11	2011-12	2012-13	2013-14	2014-15	2015-16
One weapon	11	25	10	18	20	15	24	11	13	8
Multiple weapons	-	-	-	-	-	-	3	1	2	-
Total	11	25	10	18	20	15	27	12	15	8

Table 17: Miscellaneous firearm offences¹ by, Local Authority area, Scotland, 2006-07 to 2015-16

Local Authority Area	Number & Percentage										% change 14-15 to 15-16
	2006-07	2007-08	2008-09	2009-10	2010-11	2011-12	2012-13	2013-14	2014-15	2015-16	
Aberdeen City	21	18	17	10	22	15	13	16	22	20	-9
Aberdeenshire	43	28	26	47	41	20	17	23	26	42	62
Angus	11	20	13	7	10	10	7	-	4	9	n/r
Argyll & Bute	9	16	17	18	11	9	14	6	41	12	-71
Clackmannanshire	9	7	2	3	3	9	6	7	2	1	n/r
Dumfries & Galloway	29	36	37	23	22	32	24	20	27	24	-11
Dundee	16	19	9	14	5	10	9	-	2	15	n/r
East Ayrshire	34	29	30	29	15	20	8	23	7	14	n/r
East Dunbartonshire	22	18	12	12	4	6	11	2	3	1	n/r
East Lothian	11	24	22	4	1	5	11	6	7	7	-
East Renfrewshire	11	24	6	13	7	4	2	2	5	3	n/r
Edinburgh City	79	47	48	55	43	21	22	29	54	37	-31
Falkirk	24	3	12	5	11	22	9	6	4	4	-
Fife	56	33	38	26	36	44	26	12	24	22	-8
Glasgow City	146	209	154	116	108	99	81	55	65	31	-52
Highland	79	37	47	43	71	52	37	29	31	22	-29
Inverclyde	12	11	9	11	9	3	7	5	10	4	-60
Midlothian	11	37	11	7	8	9	7	8	5	3	n/r
Moray	8	12	3	5	17	12	9	13	12	16	33
Na h-Eileanan Siar	6	9	1	1	-	2	2	4	2	6	n/r
North Ayrshire	17	25	22	14	10	18	3	12	10	12	20
North Lanarkshire	65	42	53	60	66	48	29	14	36	32	-11
Orkney Islands	1	1	8	1	7	11	2	6	1	-	-
Perth & Kinross	13	6	9	32	22	7	13	5	4	11	n/r
Renfrewshire	26	36	18	19	18	18	22	28	11	10	-9
Scottish Borders	36	15	27	10	6	3	9	7	3	6	n/r
Shetland Islands	9	3	3	6	6	1	6	4	3	-	-
South Ayrshire	24	13	20	11	11	10	9	4	11	8	-27
South Lanarkshire	56	34	44	36	29	37	26	27	29	31	7
Stirling	18	11	15	13	23	18	14	14	18	15	-17
West Dunbartonshire	22	21	17	6	7	25	11	7	10	8	-20
West Lothian	23	19	24	8	15	20	18	9	15	9	-40
Scotland	947	863	774	665	664	620	484	403	504	435	-14

Notes:

1. Offences mainly related to the possession, handling and distribution of weapons and ammunition. For further information please see [Note 4.3.1](#).

4. Further information on statistics used in this bulletin

4.1 Statement on Data Quality

The statistics presented in this bulletin are derived from data returns submitted to Police Scotland. Unlike other Justice Analytical Services (JAS) bulletins which have seen changes to the way data is collected arising from the merger of Scotland's police forces, this publication retains a familiar data process. The main difference is that Police Scotland, and not JAS, collect data returns from the divisions in respect of offences involving a firearm. A reporting officer based within each division of Police Scotland runs a series of queries on their individual Crime Management Systems to identify crime reports which include firearms. These records are then manually inputted into the data return. A full process map of how data is collected for this publication is shown in [Chart 6](#), starting from incident reporting by police officers at an operational level to the publication of this bulletin.

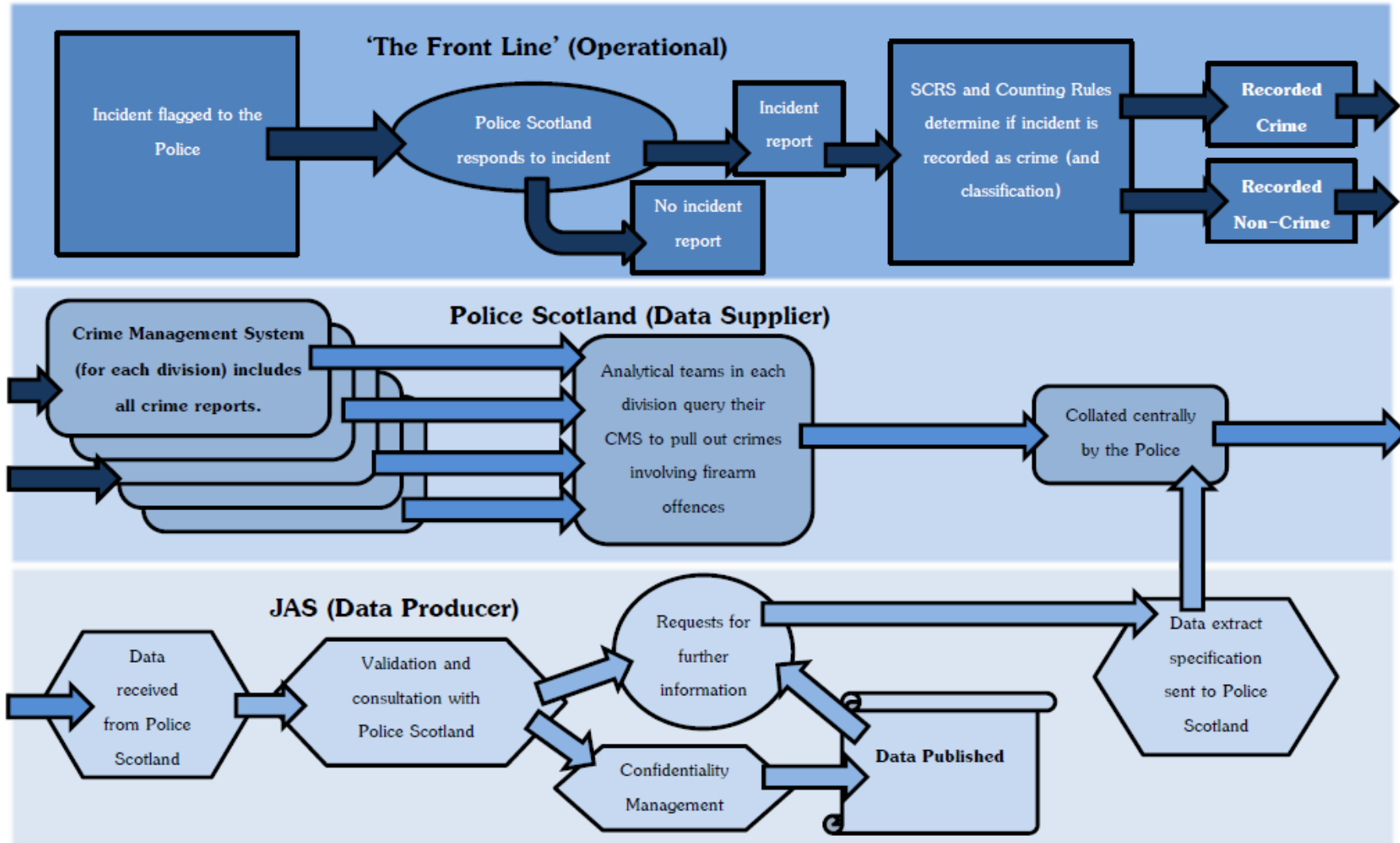
Not all such crimes and offences are reported to the police. The extent of under-reporting is likely to vary considerably according to the seriousness of the crime or offence; for example, armed robberies are much more likely to be reported to the police than malicious damage caused by the firing of an air weapon. Moreover, the propensity of the public to report crimes and offences to the police is influenced by a number of factors and may therefore change over time; thus trends in the number of crimes and offences recorded may differ from trends in the number of crimes and offences actually committed. For further information, the [Scottish Crime and Justice Survey for 2014/15](#) includes analysis on why some crimes are not reported to the police.

This bulletin reports on offences involving firearms that are both reported to the police and subsequently recorded as a crime.

One area that could affect the accuracy of the statistics reported in this bulletin is the potential for mistakes in the recording of crime at an operational-level, which could create errors in the Crime Management System (CMS). The CMS should contain a record of all crime reports in Scotland and is audited by the [Her Majesty's Inspectorate of Constabulary in Scotland \(HMICS\)](#). On 21 September 2016, HMICS published Crime Audit 2016³. The Audit found no systemic data quality issues around the recording of crimes and offences. The report found that 'the quality of most incident and crime recording decisions by Police Scotland is good' 92.7% of incidents were closed correctly and 95.1% of crime was counted and classified correctly.

³ <http://hmics.org/publications/hmics-crime-audit-2016>

Chart 6: Offences involving the alleged use of a firearm, data collection strategy for 2013-14



4.2 Publication of statistics for two years

The previous bulletin (for 2013-14) was postponed due to challenges faced by Police Scotland in collating the necessary data. Although those figures were published in June 2015, there was also some delay with the 2014-15 data. As such we decided to produce a two-year bulletin this time (for 2014-15 and 2015-16) – which means the publication cycle for this topic has now been fully recovered.

4.3 Data Returns

4.3.1 Miscellaneous firearm offences relating mainly to the possession, handling and distribution of firearms and ammunition are excluded from the main tables.

Prior to 2005-06, data returns for this bulletin did include miscellaneous firearm offences, but in discussion with police forces it became apparent that not all such incidents were being included. It was therefore decided to remove such incidents from the main tables and to provide a separate table ([Table 17](#)) which presents the totals for these offences based on [Recorded Crime](#) data returns.

4.3.2 Under the Code of Practice for Official Statistics, the estimated costs of responding to statistical surveys and data collection are to be published. The estimated cost for supplying and validating data for this return is £700 per year.

Details of the calculation methodology are available on the Scottish Government Crime and Justice website at:

<http://www.scotland.gov.uk/Topics/Statistics/Browse/Crime-Justice/costcalculation>.

4.4 Legislation

4.4.1 Contraventions of Scottish criminal law are divided for statistical purposes into crimes and offences. "Crime" is generally used for the more serious criminal acts; the less serious termed "offences", although the term "offence" may also be used in relation to serious breaches of criminal law. The distinction is made only for working purposes and the "seriousness" of the offence is generally related to the maximum sentence that can be imposed.

4.4.2 Following the Dunblane incident in 1996, changes to the existing firearms legislation were introduced to enhance public safety. As a result, the Firearms (Amendment) Act 1997 (the '1997 Act') was implemented and thereafter the Firearms (Amendment) (No. 2) Act 1997 (the '1997 (No. 2) Act'). Under the 1997 Act, all pistols (otherwise referred to as "handguns") over .22 calibre were banned with effect from 1 October 1997. The 1997 (No. 2) Act came into effect from 1 March 1998. A number of types of handgun were exempted from the 1997 (No. 2) Act, including muzzle-loading guns, shot pistols, slaughtering instruments, firearms used for the humane killing of animals, trophies of war, etc.

4.4.3 The Anti-Social Behaviour Act 2003 raised the age for owning an air weapon from 14 years to 17 years; created a new offence of possessing an air weapon or imitation weapon in a public place without reasonable excuse; banned future import and sale of air weapons using self-contained air cartridge systems and

licensed those already held. The Criminal Justice Act 2003 also imposed minimum sentences for the illegal possession of a prohibited firearm.

4.4.4 In relation to individuals aged under 18 years, the following legislation has been introduced:

- The Violent Crime Reduction Act 2006 raised the minimum age at which a person may purchase or hire either an air weapon or ammunition for an air weapon to 18 years.
- The EU Weapons Directive 91/477/EEC made it an offence to sell or let on hire a firearm or ammunition to a person under the age of 18 years.

4.5 Crimes and offences cleared up

4.5.1 The definition of ‘cleared up’ was revised with effect from 1 April 1996. Previously, a crime or offence was regarded as being cleared up if one or more offenders was apprehended, cited, warned or traced for it. This was revised as follows:

A crime or offence is regarded as cleared up where there exists a sufficiency of evidence under Scots law, to justify consideration of criminal proceedings notwithstanding that a report is not submitted to the procurator fiscal because either:

(i) by standing agreement with the procurator fiscal, the police warn the accused due to the minor nature of the offence, or

(ii) reporting is inappropriate due to the non-age of the accused, death of the accused or other similar circumstances.

4.5.2 For some types of crimes and offences the case is cleared up immediately as the offender is caught in the act. In Scots law, the confession of an accused person to a crime would not in general be sufficient to allow a prosecution to be taken, as corroborative evidence is required. Thus, a case cannot be regarded as ‘cleared up’ on the basis of a confession alone.

4.5.3 Clear up rates are calculated as follows:

$$\frac{\textit{number of crimes cleared up in year y}}{\textit{number of crimes recorded in year y}} * \frac{100}{1}$$

4.6 Statistical issues

4.6.1 Data returns for incidents that occurred in previous years can occasionally be submitted by police forces with their returns for the current year. This will result in revisions being made to figures previously published in this bulletin series.

4.6.2 There have been various changes to the way in which the type of firearm involved in offences has been recorded over the years. From 2005-06 onwards, all police forces agreed to identify weapons where possible, resulting in an

increase in the alleged use of air weapons (and other identified weapons) and a decrease in the alleged use of unidentified firearms.

- 4.6.3 From 2005-06 onwards, the figures reported in this bulletin provide more extensive coverage of those crimes and offences recorded as involving a firearm. This follows discussions with police forces regarding the scope of the data collection and clarification of what should be included in the statistical return. This clarification is not thought to have impacted on major crimes and offences, but is considered to have resulted in an increase in some of the more minor categories
- 4.6.4 It was also agreed with all police forces that from 2006-07 onwards, all forces would include incidents involving air weapons where no injury or damage was caused. These incidents had previously been omitted from the bulletin. It is thought that this change has increased both the total number of offences of Reckless conduct with a firearm and the total number of offences involving air weapons.
- 4.6.5 The increase in offences involving a firearm in 2006-07 is thought to be partly due to the aforementioned clarification of the counting rules which led to the inclusion of more minor crimes that had perhaps been excluded in the past. The scope of what constitutes a firearm was also clarified as some police forces had previously not included incidents involving weapons such as taser guns, mace and pepper sprays, which are all covered under Section 5 of the Firearms Act 1968 (as amended). This clarification appears to have particularly affected figures for Common assault and Breach of the peace etc.
- 4.6.6 Prior to 2012-13, Lothian and Borders Police included incidents within their recorded crime and offences involving a firearm data return which indicated a possible firearm had been used, for example; smashing window by firing air pellet or similar at glass. This was recognised as inaccurate recording and instruction was given to the effect that where there was no evidence to substantiate a firearm had been used i.e. crime witnessed, bullet found etc., the report would not be tagged with a firearms marker. This will account for some of the decrease in the number of firearm offences recorded by Lothian and Borders Police in 2012-13 compared to previous years.
- 4.6.7 To calculate the figures shown in [Chart 2](#) and [Table 3](#), the total number of offences involving a firearm are calculated as a percentage of all crimes and offences recorded by the police. These figures are derived from the Scottish Government's '[Recorded Crime in Scotland](#)' statistical bulletin series. The figures are provided in [Table A](#).
- 4.6.8 The main firearm is that which inflicts the most serious injury or damage. In cases where no injury or damage is caused, the firearm that is considered to potentially be the most dangerous is treated as the main weapon. The 'other' firearms category includes weapons such as starting guns and ball bearing guns. From 1988, crossbows were included in the 'other' category. The 'imitation' firearms category includes replica and imitation weapons.

- 4.6.9 Details of the age and gender of the main victim (Tables [11](#) and [11a](#)) are collected only for offences in which fatal or non-fatal injury is caused. The main victim is the person most seriously injured. Cases involving injury to animals are recorded under the category 'damage to property' rather than 'injury' – which is reserved solely for the purpose of recording injuries to persons.
- 4.6.10 Details of the age and gender of the main accused (Tables [13](#) and [14](#)) are collected for offences that are cleared up. In offences involving injury or damage, the main accused is the person who inflicts the most serious injury or damage. In other instances, it is taken to be the oldest person.
- 4.6.11 The figures provided in [Table 17](#) for stolen firearms are not included elsewhere in this bulletin. The information reflects solely those incidents where firearms were stolen and not whether they were used to perpetrate a crime or offence.
- 4.6.12 There have been minor changes to the categories included in the tables in this bulletin compared to previous bulletins in this series. The changes were made to give a clearer presentation of the data due to the fact that 'other' categories were starting to dominate certain breakdowns. The changes are as follows:
- Within the offences categories, 'Other crimes and offences' has been separated into 'Breach of the peace etc.' and 'Other crimes and offences'.
 - Within the location categories, 'other locations' has been separated into 'shop' and 'other locations'.

Table A: Selected crimes and offences¹ recorded by the police, Scotland, 2006-07 to 2015-16

Type of Crime/Offence	Number									
	2006-07	2007-08	2008-09	2009-10	2010-11	2011-12	2012-13	2013-14	2014-15	2015-16
Homicide ²	121	118	99	79	93	93	65	61	61	57
Attempted murder	820	711	710	560	573	503	354	317	263	293
Serious assault ³	6,525	6,000	5,762	5,061	4,920	4,190	3,289	2,951	2,903	3,716
Robbery	3,578	3,064	2,963	2,496	2,557	2,244	1,832	1,499	1,497	1,327
Vandalism	121,676	109,855	100,880	85,576	74,420	67,984	53,699	49,456	47,247	48,924
Common assault ^{3,4}	78,167	73,523	74,130	72,212	70,786	69,253	60,955	60,357	58,178	58,596

Notes:

1. For further information on the selected crimes and offences recorded by the police included in this table, please see [Note 4.7.1](#).
2. Includes Murder and Culpable homicide (common law). It excludes Causing death by dangerous driving, Causing death by careless driving while under the influence of drink or drugs, Causing death by careless driving, Illegal driver involved in a fatal accident and Corporate homicide.
3. For the distinction between Serious assault and Common assault, please see [Note 4.7.2](#).
4. Common assault includes the offences of Common assault and Common assault of an emergency worker.

4.7 Classification

4.7.1 For the purposes of statistical reporting, the Scottish Government has a classification list containing about 475 crime and offence codes. These are grouped in this bulletin as follows:

Category	Notes
Homicide	Includes: Murder Culpable homicide (common law)
Attempted murder	Attempted murder
Serious assault	Serious assault
Robbery	Robbery and assault with intent to rob
Vandalism	Includes: Vandalism Reckless Damage Malicious mischief
Reckless conduct with firearms	Reckless conduct with firearms
Firearms Act 1968 offences	Firearm with intent to endanger life, commit crime or resist arrest
Common assault	Includes: Common assault Common assault of an emergency worker
Breach of the peace etc.	Includes: Breach of the peace Threatening or abusive behaviour
Other crimes and offences	Includes: Possession of an offensive weapon Poaching and game laws Deer offences Cruelty to animals Offences involving animals Offences involving birds

4.7.2 In Scotland, assault is a common law offence. In order to distinguish between serious and common assaults, police forces use a common definition of what a serious assault is, namely:

“An assault or attack in which the victim sustains injury resulting in detention in hospital as an inpatient, for the treatment of that injury, or any of the following injuries whether or not detained in hospital:

- Fractures (the breaking or cracking of a bone. Note – nose is cartilage not bone, so a ‘broken nose’ should not be classified unless it meets one of the other criteria)
- Internal injuries
- Severe concussion
- Lacerations requiring sutures which may lead to impairment or disfigurement
- Any other injury which may lead to impairment or disfigurement.”

4.8 Other

4.8.1 Only a limited selection of tables are included in this bulletin. However, further analysis of recorded crimes and offences involving firearms statistics can be supplied upon request. This includes available information relating to a different time period than that covered in this bulletin. In certain cases, a fee may be charged for additional information. For details of what can be provided, please telephone Justice Analytical Services on 0131 244 2635 or e-mail Justice_Analysts@gov.scot.

4.8.2 The percentage figures given in tables and charts have been independently rounded, so they may not always sum to the relevant sub-totals or totals.

4.8.3 The following symbols are used throughout the tables in this bulletin:

- = nil.

~ = percentage less than 0.05%.

* = percentage less than 0.5%.

n/r = not reported (a percentage change figure is not reported if the denominator is less than ten as any resulting figure may be misleading).

4.9 Comparator data

4.9.1 Country comparisons should be made with some caution as each country's statistics are based on separate collection systems with their own definitions for what constitutes an offence involving a firearm. The Office for National Statistics publishes information on offences involving firearms in England and Wales. Chapter 3 in Crime Statistics, Focus on Violent Crime and Sexual Offences: year ending March 2015, released in February 2016, includes information on offences involving firearms. <http://www.ons.gov.uk/peoplepopulationandcommunity/crimeandjustice/compendium/focusonviolentcrimeandsexualoffences/yearendingmarch2015>

4.9.2 [The Scottish Crime and Justice Survey \(SCJS\)](#) is a survey of public experiences and perceptions of crime in Scotland. The 2014-15 survey is the fifth sweep of the current guise of the SCJS, with the first being conducted in 2008/09. The survey involves interviews with adults (aged 16 or over) who live in private residential addresses in Scotland.

4.9.3 Only certain categories of crime covered by the SCJS are directly comparable with police recorded crime statistics. These categories are collectively referred to as comparable crime. Comparable crime can be broken down into the following three crime groups.

- Acquisitive crime: comprising housebreaking, theft of a motor vehicle and bicycle theft;
- Vandalism: including both vehicle and property vandalism;
- Violent crime: comprising assault and robbery.

AN OFFICIAL STATISTICS PUBLICATION FOR SCOTLAND

Official and National Statistics are produced to high professional standards set out in the Code of Practice for Official Statistics. Both undergo regular quality assurance reviews to ensure that they meet customer needs and are produced free from any political interference.

Correspondence and enquiries

For enquiries about this publication please contact:

Mark Bell

Justice Analytical Services, Victoria Quay, Edinburgh, EH6 6QQ

Telephone: 0131 244 5459

e-mail: Justice_Analysts@gov.scot

For general enquiries about Scottish Government statistics please contact:

Office of the Chief Statistician & Strategic Analysis, Telephone: 0131 244 0442,

e-mail: statistics.enquiries@gov.scot

How to access background or source data

The data collected for this statistical bulletin:

- are available in more detail through Scottish Neighbourhood Statistics
- some limited additional information may be made available on request, subject to consideration of legal and ethical factors. Please contact Justice_Analysts@gov.scot for further information.
- detailed information cannot be made available by Scottish Government for further analysis as Scottish Government is not the data controller.

Complaints and suggestions

If you are not satisfied with our service or have any comments or suggestions, please write to the Chief Statistician, 3WR, St Andrews House, Edinburgh, EH1 3DG, Telephone: (0131) 244 0302, e-mail statistics.enquiries@gov.scot.

If you would like to be consulted about statistical collections or receive notification of publications, please register your interest at www.gov.scot/scotstat
Details of forthcoming publications can be found at www.gov.scot/statistics

ISBN 978-1-78652-626-7 (web only)

Crown Copyright

You may use or re-use this information (not including logos) free of charge in any format or medium, under the terms of the Open Government Licence. See: www.nationalarchives.gov.uk/doc/open-government-licence/