



// SALMON FISHERY STATISTICS – 2013 SEASON



// SUMMARY

- The total reported rod catch (retained and released) of wild salmon and grilse for 2013 is 67,468. It is the lowest reported catch since 2003, and is 76% of the previous 5-year average.
- The proportion of the rod catch accounted for by catch and release is the highest recorded. In 2013, 92% of rod caught spring salmon was released, as was 80% of the annual rod catch.
- Trends in rod catch vary among individual stock components. Reported catch of spring salmon shows a general decline since records began and, although there is some indication that catch has stabilised in recent years, it remains at a historically low level. Overall catch of salmon and grilse in later months, on the other hand, has generally increased over the same period.
- Catch and effort for both fixed engine and net & coble fisheries remain at historically low levels. Reported catch in each fishery was 16,734 and 7,636; 7% and 3% of the maximum reported in the respective time series. Fishing effort in these fisheries was 238 trap months and 59 crew months; the sixth lowest and lowest, respectively, since records began in 1952.
- Salmon and grilse of farmed origin represented 0.1% of the total catch in 2013. Their distribution was highly uneven, the North West and West regions accounting for 88% of reports.

This publication summarises the salmon fishery statistics based on returns from proprietors, occupiers or agents of fisheries throughout Scotland for the 2013 fishing season. These data are derived from 1899 forms returned from 2022 forms issued (94% return rate). Final published statistics for the previous 10 years have been based on return rates of between 92% and 96%. These statistics are part of a time series which began in 1952 and are collected and collated by Marine Scotland Science.

A report summarising the status of Scottish salmon stocks based on reported rod catch data together with information from fish counters and fixed traps is updated annually, in April. The latest publication, Marine Scotland Science Report 03/14 "Status of Scottish Salmon and Sea Trout Stocks 2013", may be downloaded at <http://www.scotland.gov.uk/Topics/marine/Publications/publicationslatest/Science/MSSR>

// CATCH AND EFFORT REPORTED BY SCOTTISH SALMON FISHERIES IN 2013

The rod and line fishery

A total of 13,532 wild salmon and grilse was reported caught and retained in the rod and line fishery. A further 53,936 wild salmon and grilse were reported caught and released. The combined retained and released rod catch is 67,468, which is 76% of the previous 5-year average and is the lowest reported catch since 2003. We have no time series of fishing effort information associated with the rod and line fishery.

Annual rod catch has increased over the period since 1952 and is currently at the high end of the observed range (Figure 1). This increase in rod catch, together with the decline in the net fisheries (Figures 4 and 5), has resulted in the total rod catch comprising 73% of the total Scottish catch in 2013 compared to 11% in 1952. In 2013, rod fisheries accounted for 36% of the all methods retained catch.

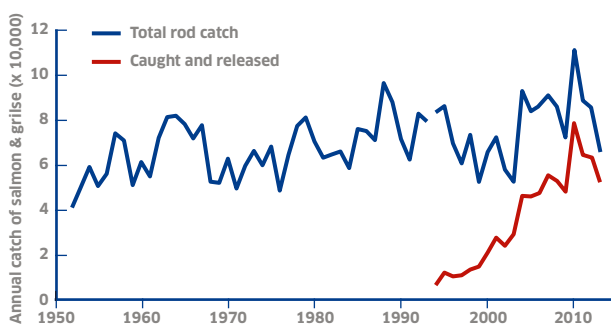


FIGURE 1
ROD AND LINE FISHERY.

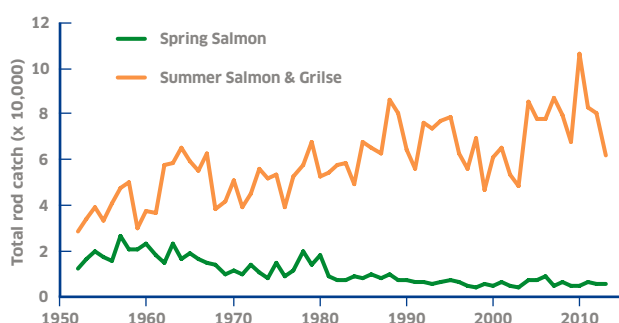


FIGURE 2
TRENDS IN STOCK COMPONENTS, ROD AND LINE FISHERY.

Trends in total rod catch vary among individual stock components (Figure 2). Spring salmon catch (for the purposes of this report defined as multi sea-winter fish taken before 1 May) shows a general decline since records began. Although there is some indication that spring salmon catch has stabilised in recent years, it remains at a historically low level. Overall catch of salmon and grilse in later months, on the other hand, has generally increased over the same period.



Catch and release

The proportion of the rod catch accounted for by catch and release has generally increased since 1994, when such information was first recorded. In 2013, 80% of the annual rod catch was released compared to less than 8% in 1994. Similarly, less than 1% of rod caught spring salmon were released in 1994 while 92% were released in 2013 (Figure 3).

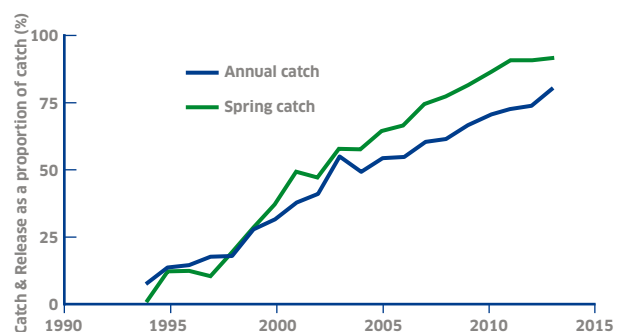


FIGURE 3
CATCH AND RELEASE, ROD AND LINE FISHERY.



Farmed salmon and grilse

A total of 77 fish of farmed origin was reported caught by all methods in 2013. Salmon and grilse of farmed origin represented 0.1% of the total number of salmon and grilse caught. The distribution of farmed origin fish was highly uneven, the North West and West regions accounting for 88% of reports. Scottish regions are shown in MS Topic Sheet 67 (<http://www.scotland.gov.uk/Topics/marine/science/Publications/TopicSheets/tslist>).

The net fisheries

A total of 16,734 wild salmon and grilse was reported caught and retained in the fixed

engine fishery, and the national index of netting effort was 238 trap months. A total of 7,636 wild salmon and grilse was reported caught and retained in the net & coble fishery from a reported effort of 59 crew months.

Reported catch and effort have declined in both net fisheries over much of the period covered by our records and remain at historically low levels (Figures 4 & 5). In 2013, fishing effort in the fixed engine and net & coble fisheries was the sixth lowest and lowest, respectively, since records began in 1952. Reported catch in each fishery was 7% and 3% of the maximum reported in the respective time series.

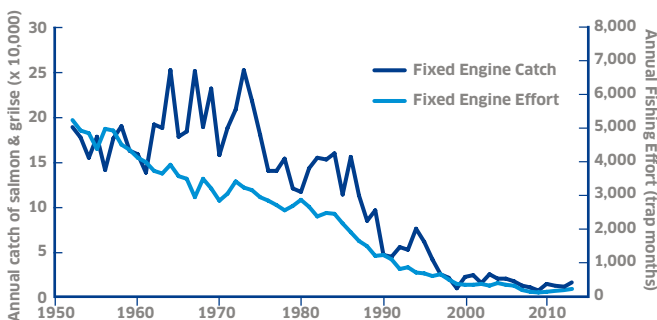


FIGURE 4
FIXED ENGINE FISHERY.

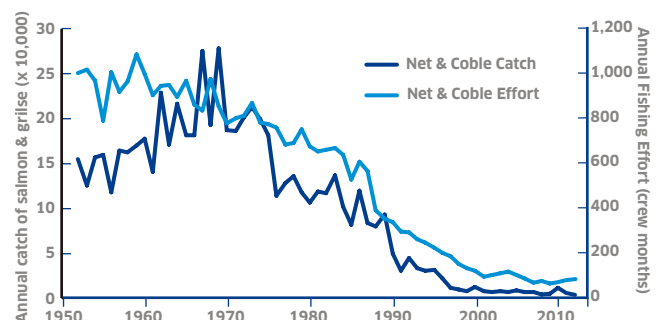


FIGURE 5
NET AND COBLE FISHERY.



The Scottish
Government
Riaghaltas na h-Alba



PHOTO BY DAVID HAY, © CROWN COPYRIGHT

Downloads

Topic sheet no. 67 explains how we collect the catch statistics.

Topic sheet no. 69 summarises the sea trout fishery statistics for the 2013 fishing season.

Both topic sheets are available for download at <http://www.scotland.gov.uk/Topics/marine/Publications/TopicSheets/tslist>

Summary data for the 2013 fishing season are available for download at <http://www.scotland.gov.uk/Topics/marine/science/Publications/stats/SalmonSeaTroutCatches>

The data provided for download are the best available at the time of publication. Our records are amended when further information is provided and the most accurate historical data may be obtained directly from us.

Contact

If you have a specific request for Scottish salmon and sea trout fishery information, please contact us directly at ms.catchform@scotland.gsi.gov.uk

Register online at <http://register.scotland.gov.uk/Subscribe/Step1> to receive the latest email news alerts, daily digest, weekly roundup or topic newsletters.

© CROWN COPYRIGHT MARINE SCOTLAND 2014

FRESHWATER FISHERIES LABORATORY

Field Station, Inchbraoch House, South Quay,
Ferryden, Montrose, Angus DD10 9SL

T : 01674 677 070 E : ms.catchform@scotland.gsi.gov.uk
www.scotland.gov.uk/marinescotland

ISBN: 978-1-78412-784-8
ISSN: 0264-116X

APS Group
DPPAS36721 (09/14)