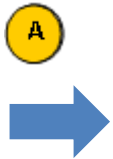










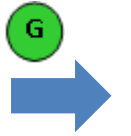
SRDP SCHEME UPDATE TABLE

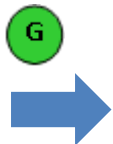

RDOC/2019/0072


SRDP 2014-2020 Scheme & status (see annex A for descriptors)	Revised Indicative Budget (£m)*	Total App's Received (H&I)	Total Approvals (H&I)	Total Value committed (£m) (H&I)	App's unsuccessful (H&I) (includes rejected incomplete & ineligible app's)	Scheme Progress
<p>Agri-Environment Climate Scheme</p> 	<p>Total Agri-env budget 308</p>	<p>2015: 943 H&I: 345</p> <p>2016: 1247 H&I: 572</p> <p>2017: 905 H&I: 469</p> <p>2018: 761 H&I: 383</p> <p>2019: 662 H&I: 337</p>	<p>2015: 543 H&I: 236</p> <p>2016: 873 H&I: 459</p> <p>2017: 665 H&I: 373</p> <p>2018: 508 H&I: 263</p> <p>2019: TBC H&I: TBC</p>	<p>2015: 39.1 H&I: 16.2</p> <p>2016: 54.6 H&I: 23.9</p> <p>2017: 40.5 H&I: 18.5</p> <p>2018: 33.3 H&I: 12.3</p> <p>2019: TBC H&I: TBC</p>	<p>2015: 370 H&I: 89</p> <p>2016: 333 H&I: 77</p> <p>2017: 175 H&I: 59</p> <p>2018: 231 H&I: 104</p> <p>2019: TBC H&I: TBC</p>	<p>A total of £167 million has been committed since 2015 to over 2,500 projects for a range of agri-environment and organic activities that help to maintain and enhance our rich and varied natural environment. See Annex B for more details.</p> <p>The 2019 application round has now closed and the applications are being assessed. This is a smaller application round which presents a risk of reduced uptake of agri-environment activity on farms and therefore potentially reduced progress towards Scotland's environmental targets such as reducing and mitigating climate change and delivering the 2020 Challenge for Scotland's Biodiversity.</p> <p>A recent example was Inch Farm: farming and the environment in action https://scotlandsnature.blog/2019/02/08/inch-farm-farming-and-the-environment-in-action/</p>
<p>AECS Slurry Stores</p> 	<p>Within the 308m agri-env budget</p>	<p>2016: 4 H&I: 0</p> <p>2017: 62 H&I: 4</p> <p>2018: 62 H&I: 4</p> <p>2019: 62 H&I: 4</p>	<p>2016: 4 H&I: 0</p> <p>2017: 51 H&I: 3</p> <p>2018: 36 H&I: 0</p> <p>2019: TBC H&I: TBC</p>	<p>2016: 0.16 H&I: 0</p> <p>2017: 1.9 H&I: 0.1</p> <p>2018: 1.4 H&I: 0</p> <p>2019: TBC H&I: TBC</p>	<p>2016: 0 H&I: 0</p> <p>2017: 4 H&I: 1</p> <p>2018: 26 H&I: 4</p> <p>2019: TBC H&I: TBC</p>	<p>Since launching in 2016, 91 applications have been approved committing £3.5m to rural businesses.</p> <p>*Seven contracts offered have not been taken up by applicants.</p> <p>The 2019 application round has now closed and the 62 applications (c£2.6M) are now being assessed.</p>


SRDP 2014-2020 Scheme & status (see annex A for descriptors)	Revised Indicative Budget (£m)*	Total App's Received (H&I)	Total Approvals (H&I)	Total Value committed (£m) (H&I)	App's unsuccessful (H&I) (includes rejected incomplete & ineligible app's)	Scheme Progress
AECS peatland restoration  	Within the 308m agri-env budget	2015: 45 H&I: 20 2016: 76 H&I: 25 2017: 58 H&I: 23 2018: 62 H&I: 22 2019: 64 H&I: 28	2015: 45 H&I: 20 2016: 76 H&I: 25 2017: 58 H&I: 23 2018: 44 H&I: 16 2019: TBC H&I: TBC	2015: 0.37 H&I: 0.11 2016: 0.62 H&I: 0.14 2017: 1.0 H&I: 0.62 2018: 0.44 H&I: 0.22 2019: TBC H&I: TBC	2018: 18 H&I: 6 2019: TBC H&I: TBC	<p>Since launching in 2015, 223 applications have been approved committing £2.4m to rural businesses.</p> <p>This funding just covers peatland restoration AECS capital work involving specific items under Lowland Bog Management, Moorland Management and Management of Buffer Areas for Fens and Lowland Bogs (there will be additional capital spend and management which is not captured so there is some under-reporting).</p> <p>The number of applications with targeted restoration activity has remained steady through the four years of the programme. In addition, there are many more applications that support management of peatland both upland and lowland bogs. For example £2.5m has been committed to lowland bog and wetland management.</p> <p>In addition to funding through AECs, the Peatland Action Fund (PA) is a restoration fund managed by Scottish Natural Heritage focusing on capital works that support peatland restoration.</p>
Improving Public Access  	Within the 308m agri-env budget	2015: 34 H&I: 13 2016: 64 H&I: 20 2017: 55 H&I: 14 2018: 100 H&I: 19	2015: 16 H&I: 6 2016: 35 H&I: 8 2017: 36 H&I: 7 2018: 51 H&I: 10	2015: 0.72 H&I: 0.19 2016: 1.7 H&I: 0.6 2017: 2.23 H&I: 0.37 2018: 3.77 H&I: 0.90	2015: 16 H&I: 5 2016: 25 H&I: 9 2017: 14 H&I: 5 2018: 43 H&I: 8	<p>Since launching in 2015, 138 applications have been approved committing £8.4m over 4 annual application rounds. Over 100 miles of new and improved paths will be created as a result of the funding.</p> <p>Following unprecedented demand from the 2018 application round this sub-scheme has not opened in 2019 as the original nominal programme budget has been exceeded. Example of a recent news release celebrating IPA www.nature.scot/100-miles-new-paths-celebrated-across-scotland</p>







SRDP 2014-2020 Scheme & status (see annex A for descriptors)	Revised Indicative Budget (£m)*	Total App's Received (H&I)	Total Approvals (H&I)	Total Value committed (£m) (H&I)	App's unsuccessful (H&I) (includes rejected incomplete & ineligible app's)	Scheme Progress
		2019: N/A H&I: N/A	2019: N/A H&I: N/A	2019: N/A H&I: N/A	2019: N/A H&I: N/A	
Beef Efficiency Scheme  	17.4m total BES budget	2016 & 2017 Applications: 2,185 H & I: 1120	1,520 H&I: 792	12.09 H & I: 2.97	665 H&I: 328	<p>There are 1,415 businesses currently participating with over 134,932 reference animals. The main four breeds in the Scottish herd are well represented and the genotyping process is going well. The geneticist working on the scheme is hugely positive about the results and is content that enough animals are being captured to provide significant results.</p> <p>The second round of carbon audits are just about to start covering the first of the follow-up audits that have to take place. We are also due to start this year's advisory services which will focus on improving herd fertility with is. We directly related to the management options that they have to choose, so an important one for the participants of the scheme. In addition we are expecting the participants to receive the first direct feedback from the scheme in the near future.</p>
Broadband	9	5	4	£0.049 M H&I:	H&I: 1	<p>Announcement of the Scottish Government funded R100 programme to deliver broadband to every premise in Scotland led to all community broadband projects in the procurement pipeline to withdraw from SRDP funding prior to or during early stage procurement.</p> <p>No further activity is expected under this scheme.</p>





SRDP 2014-2020 Scheme & status (see annex A for descriptors)	Revised Indicative Budget (£m)*	Total App's Received (H&I)	Total Approvals (H&I)	Total Value committed (£m) (H&I)	App's unsuccessful (H&I) (includes rejected incomplete & ineligible app's)	Scheme Progress
Crofting Agricultural Grant Scheme 	12	3252 (all H&I)	2485 (all H&I)	11.3 (all H&I)	682 (all H&I)	<p>Crofting exists in areas where agricultural production and investment costs are traditionally high, and CAGS is designed to aid and develop that production, thereby sustaining the economic basis of crofting, and helping retain people in rural communities. Funding supports crofters in carrying out individual or collective investments that reduce production costs. Such as Improving stock control, protecting crops from damage by deer, wintering of livestock, storing winter fodder, and improving grassland management.</p> <p>*85 applications are currently under assessment</p>
Knowledge Transfer and Innovation Fund 	6	36	27	5.438	9	<p>There have been 16 PAC meetings to date. 27 applications have been approved with a total value committed of £5.5m. KTIF includes support for the Monitor Farms Programme 2015-2020. http://www.monitorfarms.co.uk/hub/farms</p> <p>The PAC meeting in March 2019 focused on the role of the Innovation Support Service with KTIF and discussed how to best utilise the remaining £0.56M and agreed a number of guidelines for future projects.</p> <p>The recent PAC meeting on the 6th September 2019 considered a further 8 applications.</p>

SRDP 2014-2020 Scheme & status (see annex A for descriptors)	Revised Indicative Budget (£m)*	Total App's Received (H&I)	Total Approvals (H&I)	Total Value committed (£m) (H&I)	App's unsuccessful (H&I) (includes rejected incomplete & ineligible app's)	Scheme Progress
Food Processing Marketing & Co-op 	66	235 applications - 218 Capital, 17 Non Capital (H&I 39 Capital, 2 Non-Capital)	Total Capital approved: 113 Total Non-Capital Approved: 6 (H&I 16 Capital, 1 Non-Capital)	10 million Legacy projects, 48.4million Capital 0.5 million Non-Capital (H&I: 3.4 million Capital & 0.04 million Non-Capital)	Capital Rejected/Withdrawn: 105 Non Capital Rejected/Withdrawn: 11 (1 – H&I) (H&I: 21 Capital)	<p>Total of 119 projects, £58.9m funding:</p> <p>Legacy projects - £10m</p> <p>FPMC 2014-2020 Approved capital projects:</p> <ul style="list-style-type: none"> • 40 Fruit and Veg project, £14.54 million • 11 cereal projects, £2.8 million • 14 alcohol projects, £5.9 million • 27 meat projects, £19.8 million • 11 egg projects, £3.6 million • 10 dairy projects, £2 million <p>Over 1,200 full time equivalent (FTE) jobs expected to be created with a further 6,050 safeguarded.</p> <p>Subject to Ministerial approval, and due to budget availability, we will be holding a further application round in 2019.</p>
Forestry Grant Scheme 	266	5210 (1732)	4936 (1680)	276.9 (93.2)	38 (14)	<p>There continues to be a good demand for grants within FGS. Figures in the table show the position as at August 2019 and the following gives some highlights of FGS activity:</p> <p><u>Woodland Creation</u></p> <ul style="list-style-type: none"> • Overall 39,981 ha of woodland creation submitted under FGS with 33,532 ha approved since FGS opened in October 2015 of which 10,137 ha was planted in 2018/29. <p><u>Existing Woodlands</u></p> <ul style="list-style-type: none"> • £5.2 million of approved capital funding to support 80* projects covering a range of priority habitats and species, aimed at improving

SRDP 2014-2020 Scheme & status (see annex A for descriptors)	Revised Indicative Budget (£m)*	Total App's Received (H&I)	Total Approvals (H&I)	Total Value committed (£m) (H&I)	App's unsuccessful (H&I) (includes rejected incomplete & ineligible app's)	Scheme Progress
						<p>the condition of native woodlands, restoring Plantations on Ancient Woodland Sites to native woodland and the conservation of non-woodland habitats.</p> <ul style="list-style-type: none"> • Over £1.99 million of support for on-going positive management of 15,928 ha of native woodland through 5 year Sustainable Management of Forest agreements. • £1.34 million of approved funding for 79 projects under Harvesting & Processing Grant (decreased since March update which related to over-reporting in the March figures, which included draft applications) • £132k of approved funding for 16 projects under the Forestry Co-operation Grant. <p>The total value committed exceeds programme allocation, this relates to the tail of expenditure after 2021.</p>
<p>New Entrants: Start-Up Grant</p> 	1	113 (59)	50 (19)	0.65 (0.25)	63 28	<p>The scheme has been closed to new applicants since the end of the fourth round when it was announced on 26 March 2018. The scheme closed because all the budget has been allocated.</p> <p>Figures include applications received and approved after 4 application rounds.</p> <p>Of the 49 successful applicants to date: 35 (70%) were genuine new entrants* (applicants who have started a new business and acquired land on the open market); 12 (24%) applicants who started a new business, but the land has been acquired by splitting an existing holding with the help of a relative; and 3 (6%) successor applicant who has taken over as head of an existing business.</p>






SRDP 2014-2020 Scheme & status (see annex A for descriptors)	Revised Indicative Budget (£m)*	Total App's Received (H&I)	Total Approvals (H&I)	Total Value committed (£m) (H&I)	App's unsuccessful (H&I) (includes rejected incomplete & ineligible app's)	Scheme Progress
						49 applications is an equivalent grant commitment of €735,000 *The scoring criteria favours the genuine new entrant on the basis that they are less likely to have collateral to borrow and in most need of the start-up grant funding available.
Young Farmers: Start-Up Grant 	13	601 (299)	207 (136)	12.96 (8.48)	394 (164)	<p>The scheme has been closed to new applicants since the end of the fourth round when it was announced on 26 March 2018. The scheme closed because all the budget has been allocated.</p> <p>Figures include applications received and approved after 4 application rounds.</p> <p>Of the 208 successful applicants to date:</p> <ul style="list-style-type: none"> • 165 (79%) were genuine new entrants* (applicants who have started a new business and acquired land on the open market); • 26 (13%) applicants who started a new business, but the land has been acquired by splitting an existing holding with the help of a relative; and • 17 (8%) successor applicants who have taken over as head of an existing business. <p>208 applications is an equivalent grant commitment of €14,560,000</p> <p>*The scoring criteria favours the genuine new entrant on the basis that they are less likely to have collateral to borrow and in most need of the start-up grant funding available.</p>
New Entrants:	8	1106 H&I: 495	863 H&I: 376	12.3 H&I: 4.586	243 H&I: 79	This scheme provides grants for new entrants to farming to make improvements to their agricultural business and help to promote

SRDP 2014-2020 Scheme & status (see annex A for descriptors)	Revised Indicative Budget (£m)*	Total App's Received (H&I)	Total Approvals (H&I)	Total Value committed (£m) (H&I)	App's unsuccessful (H&I) (includes rejected incomplete & ineligible app's)	Scheme Progress
Capital Grants  						<p>sustainable development. Funding is used to support capital spend on construction and improvement of agricultural buildings as well as infrastructure such as fencing and drainage.</p> <p>Scheme closed to new applications on 31 August 2018. The programme allocation has been exceeded due to demand and a spike in applications prior to closure. Applications received up to that date have been assessed and payments for those approved and for existing contracts are anticipated to continue into 2020.</p>
Small Farms Grants  	2	128 H&I: 80	53 H&I: 39	0.411 H&I: 0.231	56 H&I: 28	<p>This scheme continues to provide grants for small farms to make improvements to their agricultural business and help to promote sustainable development. Funding is used to support capital spend on construction and improvement of agricultural buildings as well as infrastructure such as fencing and drainage.</p> <p>*19 applications are currently under assessment</p>
LEADER  	82	1655 H&I: 570	1016 H&I: 392	£63.02m* H&I: £23.82m	<p>226 – draft/in process 126 – rejected <u>287 – withdrawn</u> 639 - Total</p> <p>H&I: 44 – draft/in process 22 – rejected <u>112 – withdrawn</u> 178 - Total</p>	<p>This report reflects the position as of 26/08/2019 / the figures in the columns relate to project commitment/contracts only (i.e. do not included the costs related to LAG running costs (see below). Annex C provides a breakdown at a LAG and project level.</p> <p>LAG running costs (admin & animation) require to be taken into account, per regulatory requirement these costs should not exceed 25% of spend, at an LDS level, by the end of the programme.</p> <ul style="list-style-type: none"> *LDS areas spent/forecasting total £15m as at 08/08/2019 towards running costs across the 2014-20 programme. The total value as at 26/08/2019:

SRDP 2014-2020 Scheme & status (see annex A for descriptors)	Revised Indicative Budget (£m)*	Total App's Received (H&I)	Total Approvals (H&I)	Total Value committed (£m) (H&I)	App's unsuccessful (H&I) (includes rejected incomplete & ineligible app's)	Scheme Progress								
						<table border="1" data-bbox="1323 403 2078 552"> <tr> <td>Value of 2014-20 project contracted commitment</td> <td>£60.7m</td> </tr> <tr> <td>2014-20 Programme LAG running costs</td> <td>£15m</td> </tr> <tr> <td>Value of 2007-13 Legacy projects payments</td> <td>£4.6m</td> </tr> <tr> <td>Total</td> <td>£80.3m</td> </tr> </table> <p data-bbox="1261 587 2119 679">Additionally of the 177 draft/in process applications 14 are at the final decisions stages (awaiting LAG Committee decisions) with a potential LEADER funding value of c.£1.03m.</p>	Value of 2014-20 project contracted commitment	£60.7m	2014-20 Programme LAG running costs	£15m	Value of 2007-13 Legacy projects payments	£4.6m	Total	£80.3m
Value of 2014-20 project contracted commitment	£60.7m													
2014-20 Programme LAG running costs	£15m													
Value of 2007-13 Legacy projects payments	£4.6m													
Total	£80.3m													
Less Favoured Area Support Scheme  	419	Around 12,000 annually	Around 11,300 annually	£379.9m	N/A	<p data-bbox="1261 746 2119 874">The revised indicative budget will be amended in modification 6 to reflect the changes to LFASS as EU rules limit continued LFASS support to 80% for 2019 (payments in 2020) and 40% (or €25/ha) for 2020 (payments in 2021).</p> <p data-bbox="1261 911 2119 1070">The Cabinet Secretary's ambition is clear, to maintain funding to the LFA in recognition of the hardship that those farming in our remote and fragile areas face. This continues to be very challenging as we do not know what rules will apply, what legal powers we will have or details of replacement funding from UK Government.</p>								
Farm Advisory Service  	18.2			18.2		<p data-bbox="1261 1137 2119 1265">One to one advisory service: circa 100 advisors trained (they have now received multiple elements of training) and 2,400 individual pieces of advice provided or underway through Integrated Land Management Plans, Specialist advice, Carbon Audits and Mentoring.</p> <p data-bbox="1261 1302 2119 1398">One to many: has delivered to over 24,117 beneficiaries so far through various events including workshops and seminars; focus and discussion groups; and site visits and demonstrations.</p>								

SRDP 2014-2020 Scheme & status (see annex A for descriptors)	Revised Indicative Budget (£m)*	Total App's Received (H&I)	Total Approvals (H&I)	Total Value committed (£m) (H&I)	App's unsuccessful (H&I) (includes rejected incomplete & ineligible app's)	Scheme Progress
Total	£1.26bn (includes Technical Assistance, ECAF funds some legacy)	19,613 (not including LFASS) Includes app's that are not yet processed	14,321 (not including LFASS)	£1.00bn (not including RP legacy spend)	4,161	

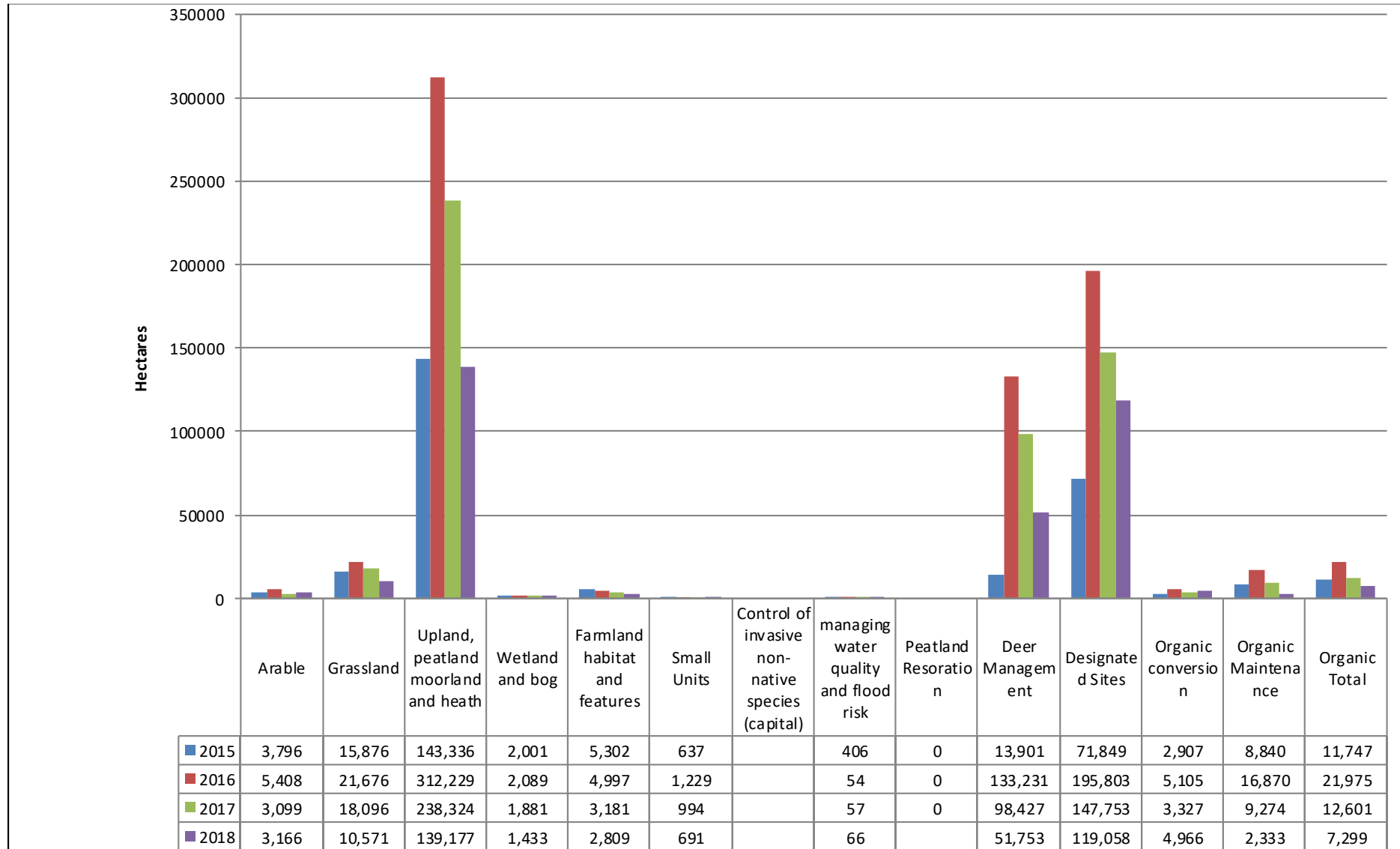
ANNEX A – RAG Status Descriptors

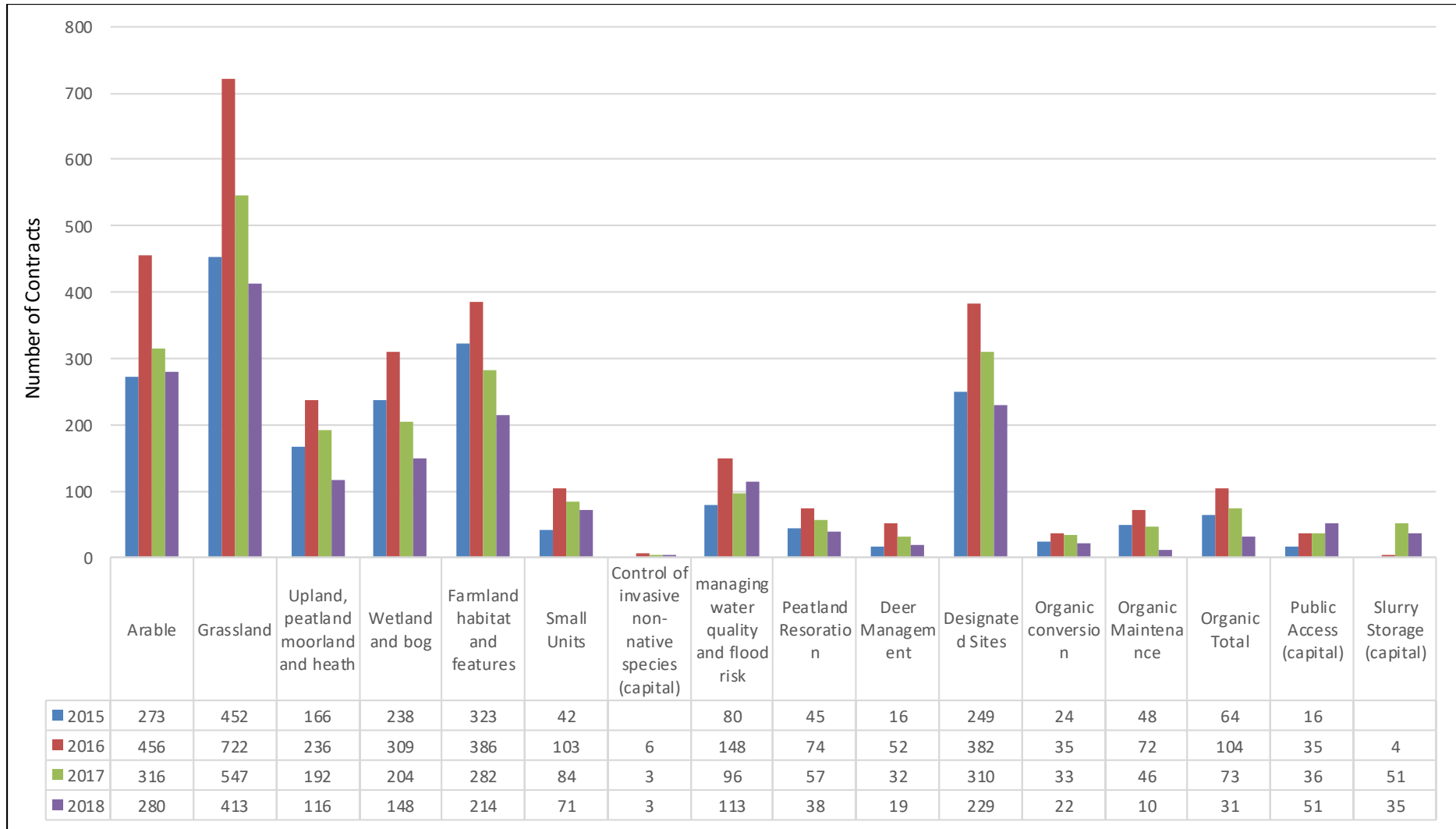
-  1.
-  2.
-  3.
-  4.
-  5.

1. Scheme has issues which are seriously concerning and require urgent attention and have a high risk of attracting media interest and Ministerial attention. Issues are having a **significant and direct** impact on delivery and/or likelihood of outcomes being achieved.
2. Scheme has issues that are either beginning to become concerning or persistent, however while progress is being made to overcome them, the progress is not reducing the overall risk to delivery. Issues have a **growing** impact on delivery and/or likelihood of outcomes being achieved.
3. Some overall concerns, however successful progress is being made to overcome the issues. Concerns have a **mild** impact on delivery and/or likelihood of outcomes being achieved.
4. Scheme is making good overall progress and has little to no concerns. Concerns have **no or minimal** impact on delivery and/or likelihood of outcomes being achieved.
5. Scheme is on track, budget steadily committed, successful delivery process and good likelihood of outcomes being achieved. **No** impact on delivery and/or likelihood of outcomes being achieved.

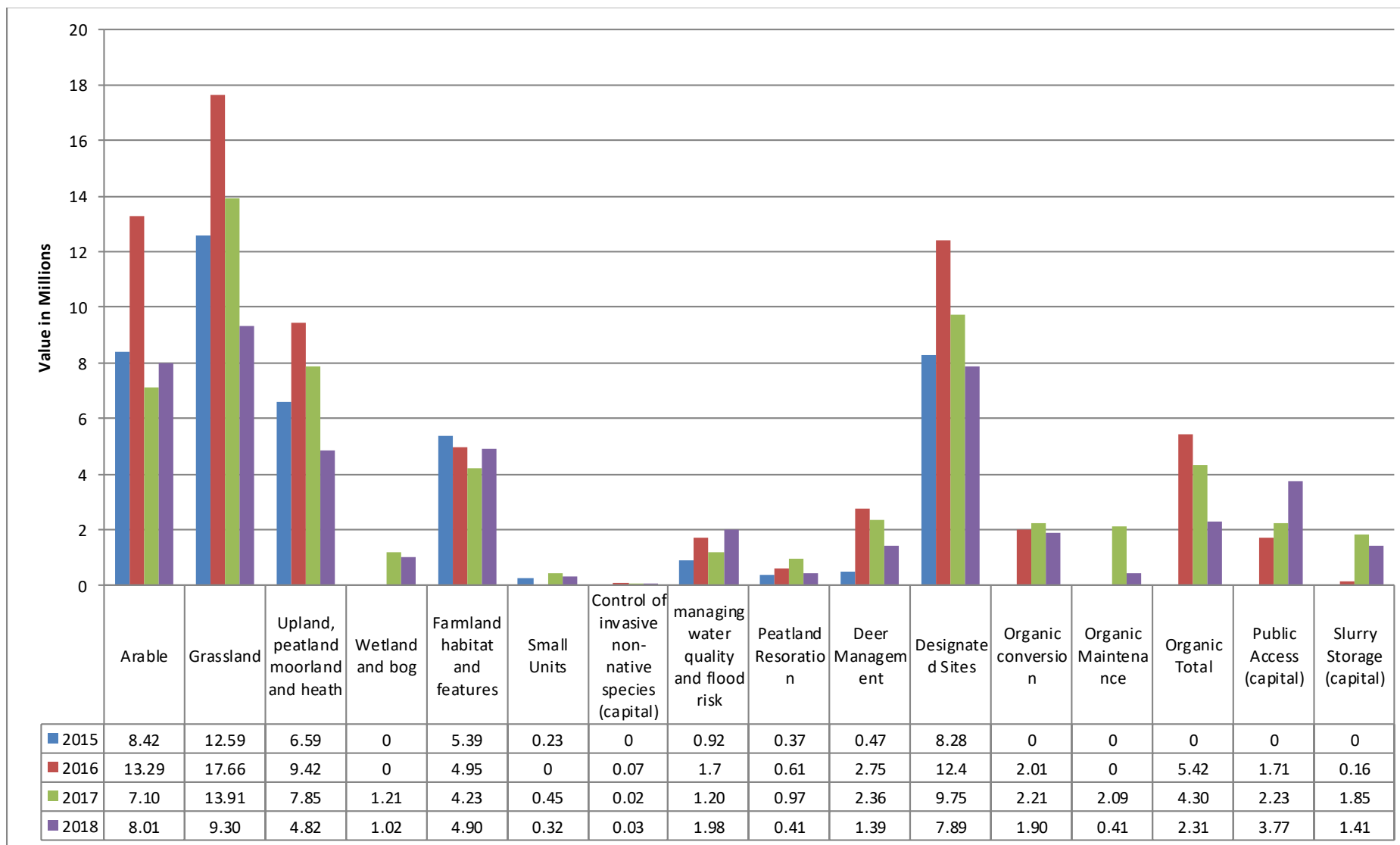
ANNEX B: AECS GRAPHICAL INFORMATION

AECS AREA MANAGED



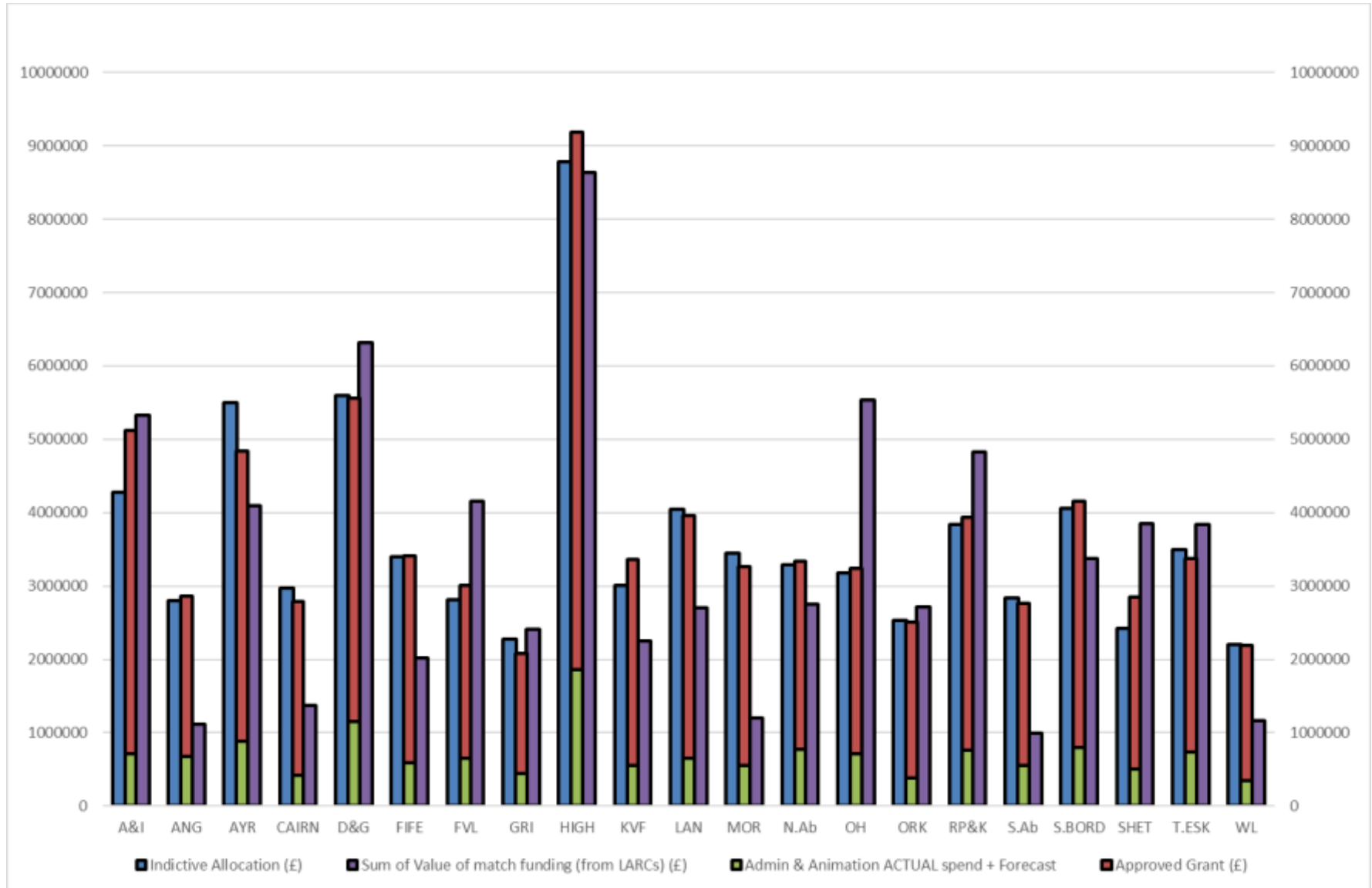


TOTAL VALUE APPROVED 2015, 2016, 2017 & 2018




ANNEX C: LEADER GRAPHICAL INFORMATION

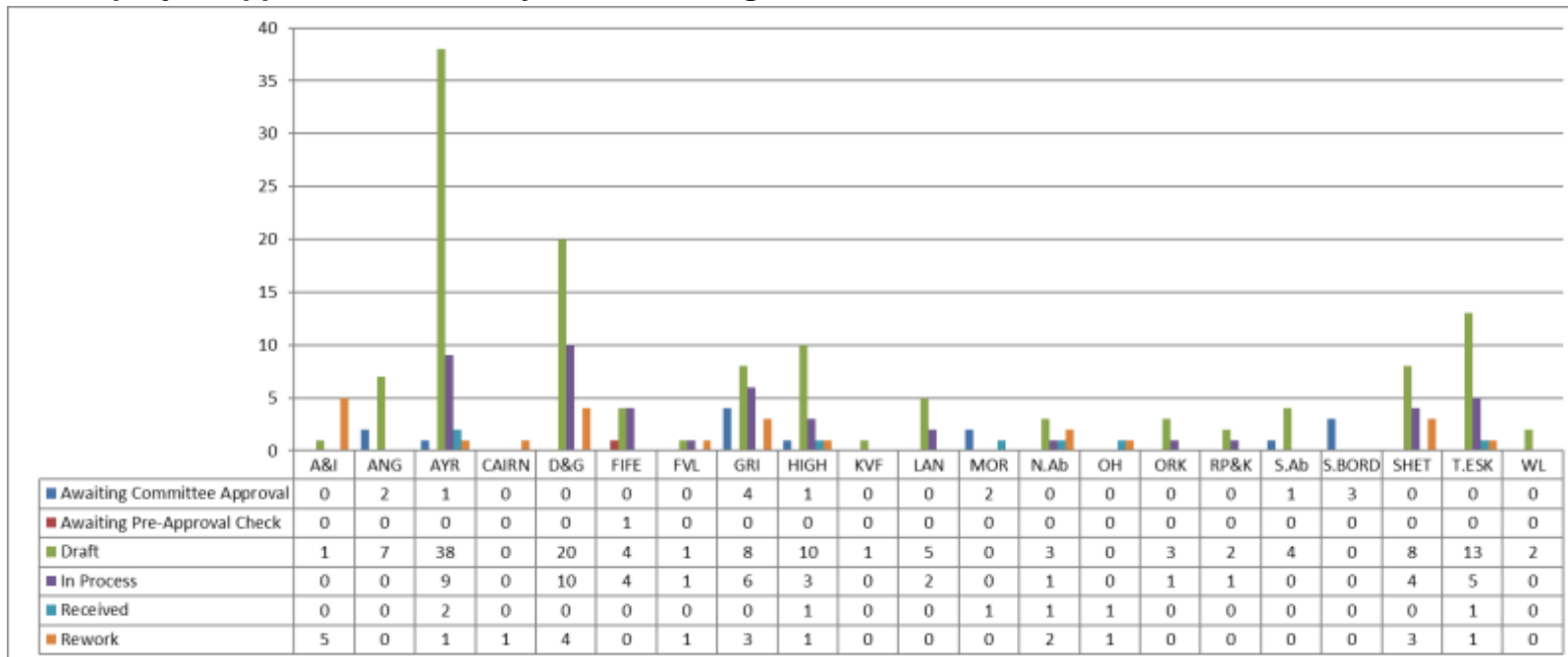
LEADER LAG Budget allocation and project commitments to 08 August 2019



LEADER Approved commitments by project type to 08 August 2019



LEADER Other project application status by LAG at 08 August 2019



LEADER Approved project types by LAG at 08 August 2019

