

# **National Improvement Framework: A Consultation on the Future of Insight**

## **Summary of Responses and Next Steps**

## Contents

Executive summary .....	3
Scope and focus of the consultation .....	3
About the analysis .....	4
Outcome of this consultation and next steps.....	4
Annex A – Consultation questions and response statistics .....	5

## **Executive Summary**

The value of Insight and the potential to enhance it was one of the recommendations from Professor Ken Muir in his 2022 report – [“Putting learners at the centre: Towards a Future Vision for Scottish Education.”](#)

This report was key among a number of factors which led the Scottish Government to look at the future of Insight at that point in time and to consider how it could be enhanced moving forward.

A consultation with Insight users (shaped by members of the Benchmarking Tools Advisory Group) launched on 3 May 2023 to provide schools and local authorities with the opportunity to express their views and to contribute to any future decisions regarding the future of Insight.

The consultation closed on 30 June 2023 and received 96 responses via the online platform Citizen Space. We also received a number of written submissions via the National Improvement Framework mailbox. The majority of responses were from Headteachers and key Insight users.

A privacy statement was included in the survey confirming that the individual responses from this consultation would not be published and personal information would be regarded as confidential. Views of all respondents have been captured throughout the high level summary in this document and in the next steps being taken. It is important to note that not all respondents answered every question presented.

### **Scope and focus of the consultation**

Part 1 of the consultation proposed a number of additional changes to Insight which would further enhance the tool, and the way in which we use data for improvement. It sought feedback on the proposed changes and asked respondents to indicate whether they would consider each proposal to be a High, Medium or Low priority for change:

- High = an important and/or critical change that has both high impact and high urgency
- Medium = a change that is important, but may not be as impactful or urgent
- Low = a functional change which would be beneficial to enhance the tool if resources permit at a later point in time.

Part 2 of the consultation asked a number of questions about the respondent, their role and their use of Insight and BGE data. As per the privacy statement, the free text information from that section of the consultation has not been included in this report.

The consultation focused on the tool itself and did not explore the recommendation in the Muir Report in relation to the location of the tool and the Professional Advisors in the new national agency – that is being considered as part of wider work on the functions and responsibilities of the new agency.

## About the analysis

As with all consultations, it is important to take into account that the views of those who have responded are not representative of the views of the wider population. Individuals and organisations who have a keen interest in this area are more likely to participate than those who do not.

## Outcome of this consultation and next steps

Most of the respondents demonstrated strong support for the tool along with varying degrees of support for each of the proposals for change. The numerical breakdown of each proposal/question type is set out at **Annex A**.

The results from the consultation were taken to the Benchmarking Tools Advisory Group for discussion, alongside a number of suggested enhancements/next steps to further enhance the Insight tool – these were agreed with members of that group.

The key decisions that have been taken as a result of this consultation are:

- Increasing the volume of awards and achievement in the tool that are recognised on the SCQF (by September 2024) We will engage with providers to encourage their inclusion within Insight and work with qualifications and awarding bodies to improve data processes and ensure the timely data sharing that will allow inclusion of data. We will continue to promote to schools the range of wider awards recognised within Insight and encourage schools and providers to contact us if new providers wish to be added.
- Reflecting the recommendations made by the ASL review within Insight by seeking to include an ever wider range of achievement (by September 2024)
- Improving consistency in the use of senior phase data, we will during the course of 2024, work with local government to agree a set of core school leaver statistics for inclusion in Insight and other reporting mechanisms.
- Taking necessary steps to ensure that Insight fits with the post-reform landscape of Scottish education – the timing of this will depend on plans for taking forward proposals coming from the education reform process.
- Concluding developmental work to consider a further range of enhancements to the Insight tool – including refreshing the Insight user interface (by December 2024)

We will develop a detailed implementation plan and timeline for all of this work in early 2024.

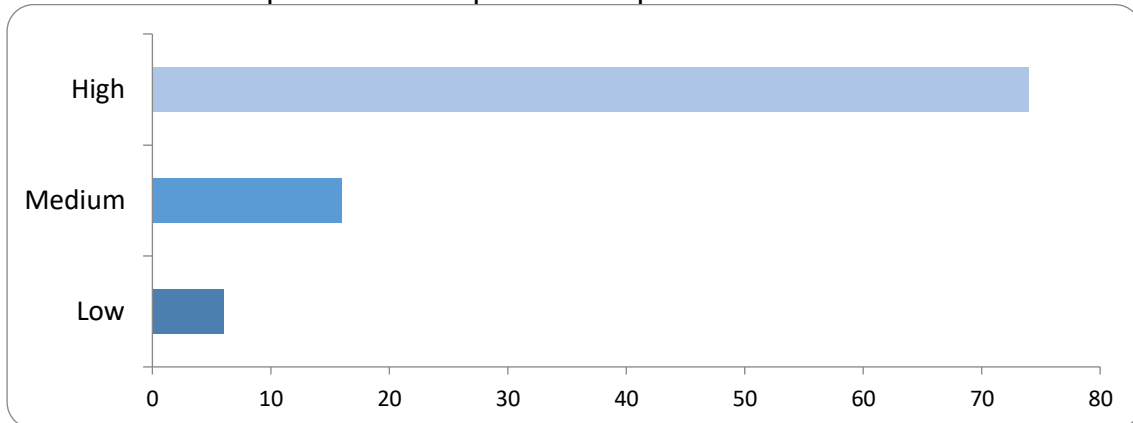
## **Annex A – Consultation Questions and Response Statistics**

The data below sets out the consultation questions and results from those who responded via the online platform Citizen Space. Not all respondents answered every question presented.

Part one:

### **Proposal 1.1: Increase the volume of awards and achievement recognised on the SCQF, included in Insight.**

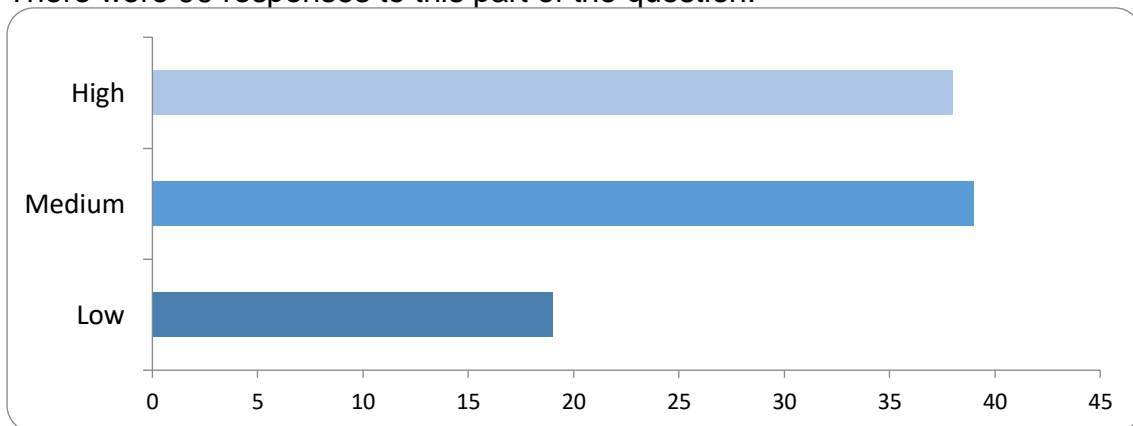
There were 96 responses to this part of the question.



Option	Total	Percent
High	74	77.08%
Medium	16	16.67%
Low	6	6.25%
Not Answered	0	0.00%

### **Proposal 1.2 : Include achievement or awards not recognised on the SCQF.**

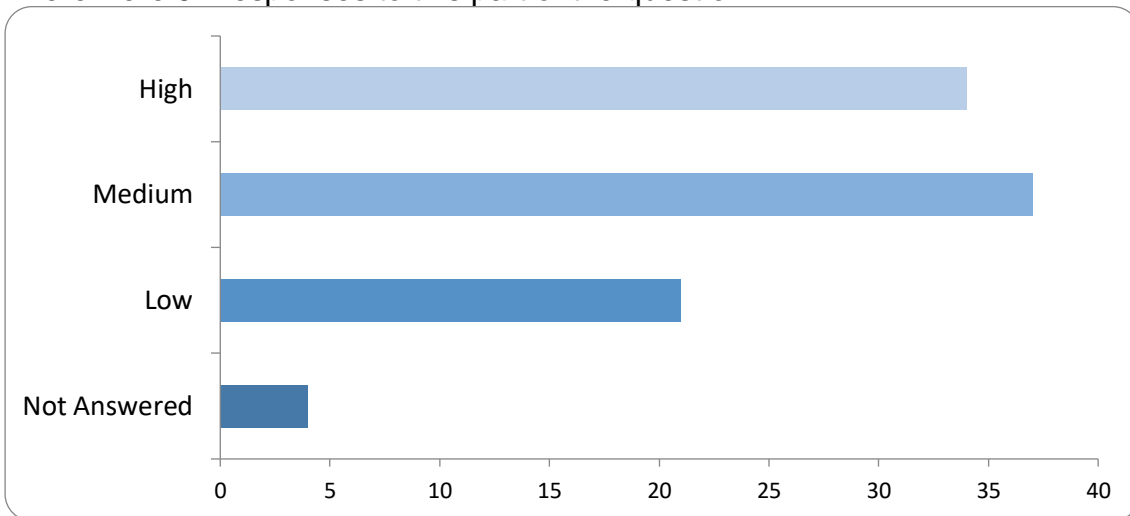
There were 96 responses to this part of the question.



Option	Total	Percent
High	38	39.58%
Medium	39	40.62%
Low	19	19.79%
Not Answered	0	0.00%

**Proposal 1.3 : Carry out further developmental work and consultation on the inclusion of special schools in Insight.**

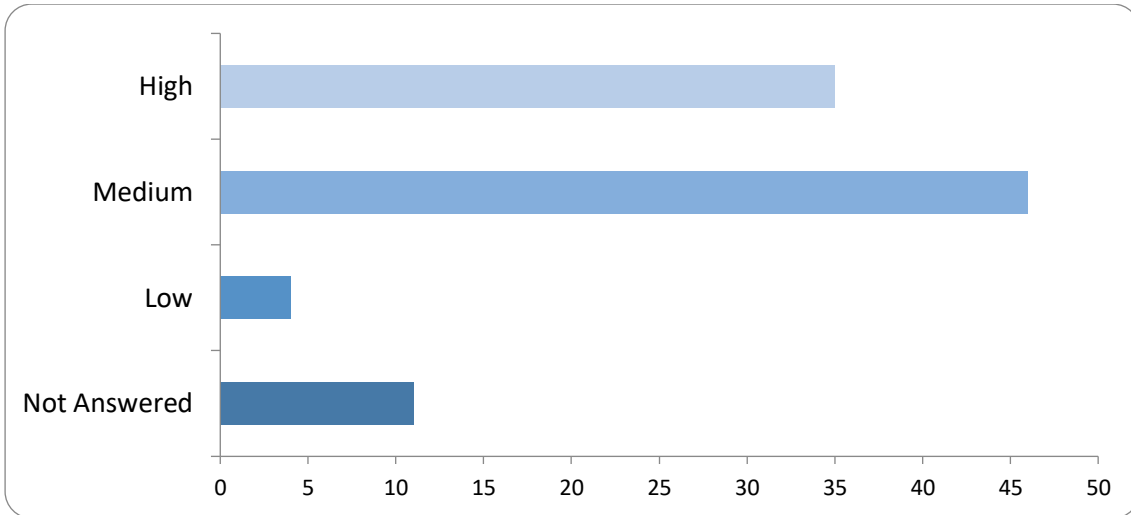
There were 92 responses to this part of the question.



Option	Total	Percent
High	34	35.42%
Medium	37	38.54%
Low	21	21.88%
Not Answered	4	4.17%

**Proposal 1.4 : Reflect the recommendations made by the ASL review (Morgan Review) within Insight.**

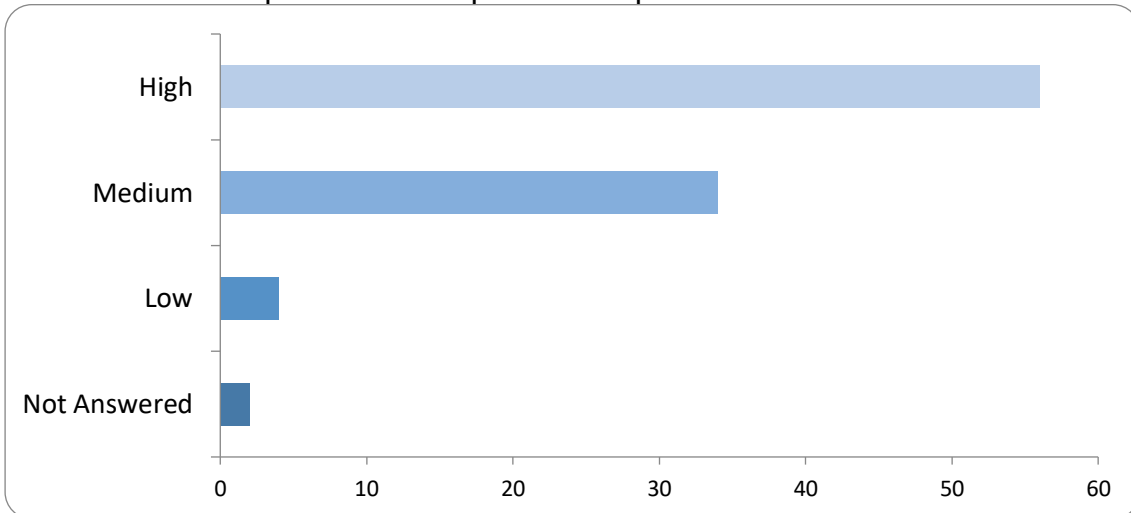
There were 85 responses to this part of the question.



Option	Total	Percent
High	35	36.46%
Medium	46	47.92%
Low	4	4.17%
Not Answered	11	11.46%

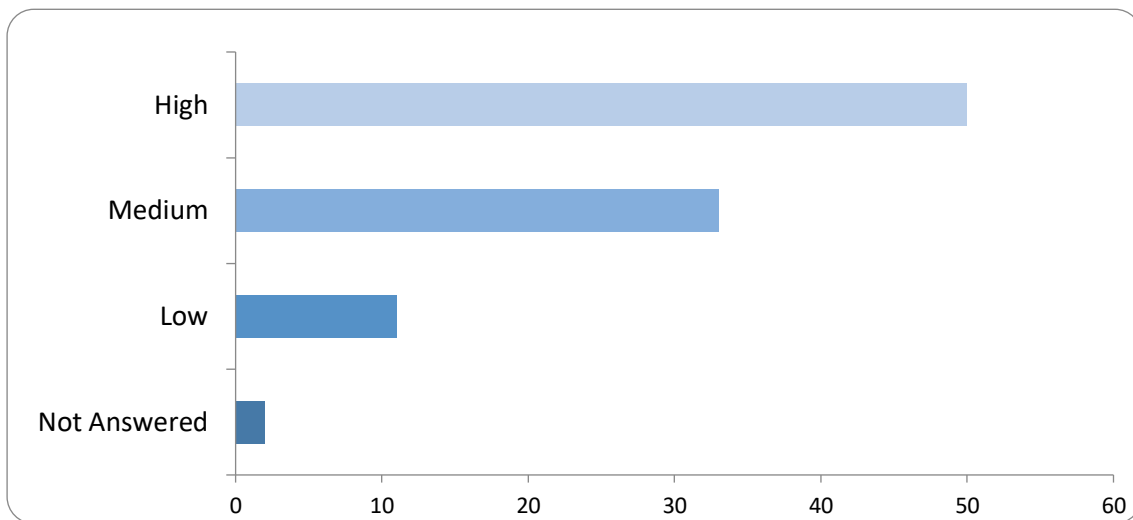
**Proposal 2.1 : Consider the place of Insight and the data it includes on wider achievement as part of wider consideration of the generation of core school leaver attainment statistics.**

There were 94 responses to this part of the question.



Option	Total	Percent
High	56	58.33%
Medium	34	35.42%
Low	4	4.17%
Not Answered	2	2.08%

**Proposal 2.2 : Work across agencies to understand various data needs.**

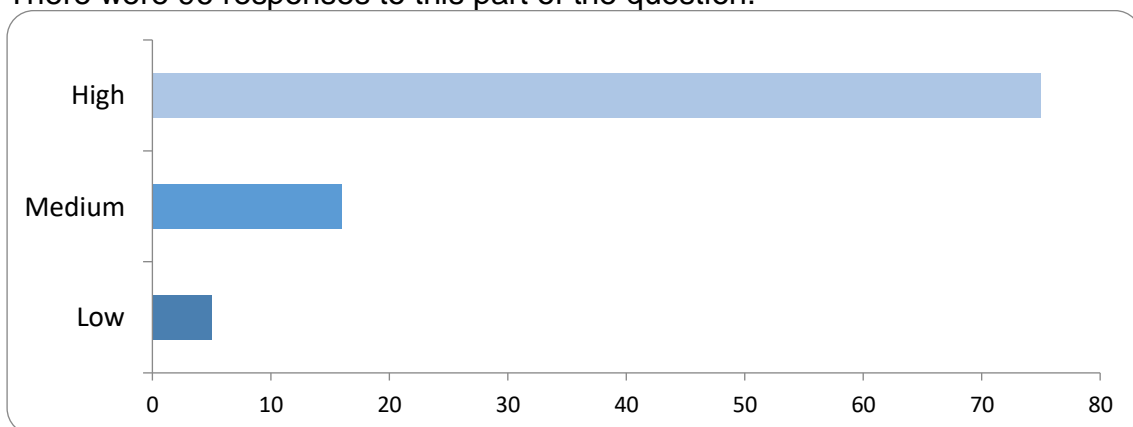


There were 94 responses to this part of the question.

Option	Total	Percent
High	50	52.08%
Medium	33	34.38%
Low	11	11.46%
Not Answered	2	2.08%

**Proposal 2.3 : Ensure that Insight fits with the current educational landscape.**

There were 96 responses to this part of the question.

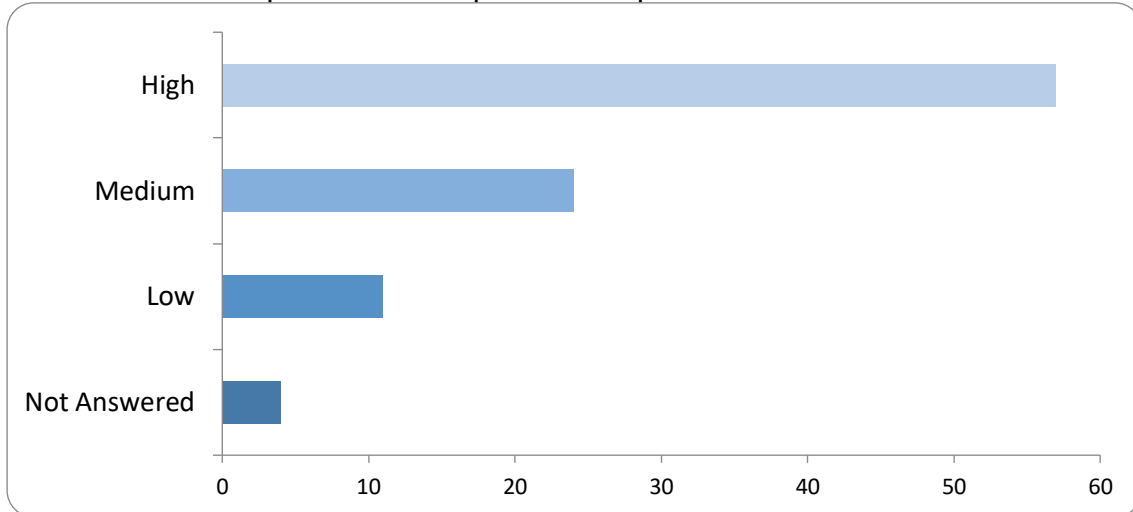


Option	Total	Percent
High	75	78.12%
Medium	16	16.67%
Low	5	5.21%
Not Answered	0	0.00%

**Proposal 3.1 : Explore options for extending Insight:**



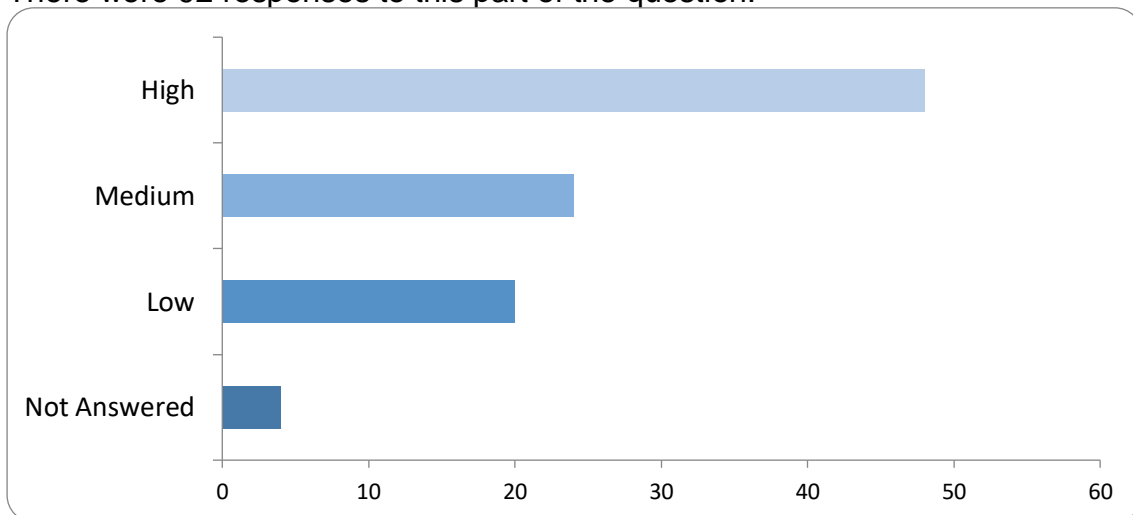
There were 92 responses to this part of the question.



Option	Total	Percent
High	57	59.38%
Medium	24	25.00%
Low	11	11.46%
Not Answered	4	4.17%

**Proposal 4.1 : Refresh the user interface to be more intuitive and easy to use.**

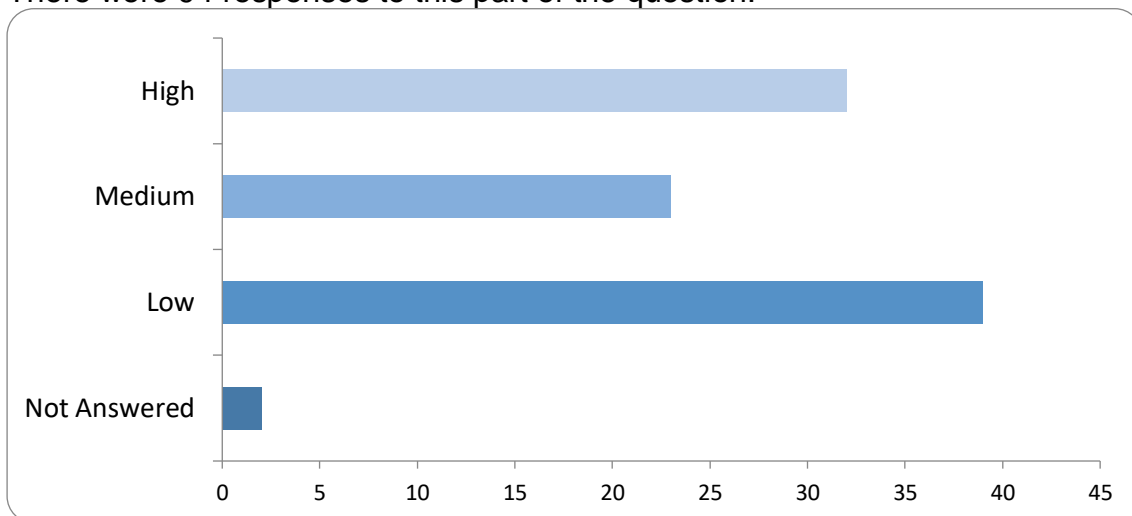
There were 92 responses to this part of the question.



Option	Total	Percent
High	48	50.00%
Medium	24	25.00%
Low	20	20.83%
Not Answered	4	4.17%

**Proposal 4.2 : Amend the default settings within Insight.**

There were 94 responses to this part of the question.

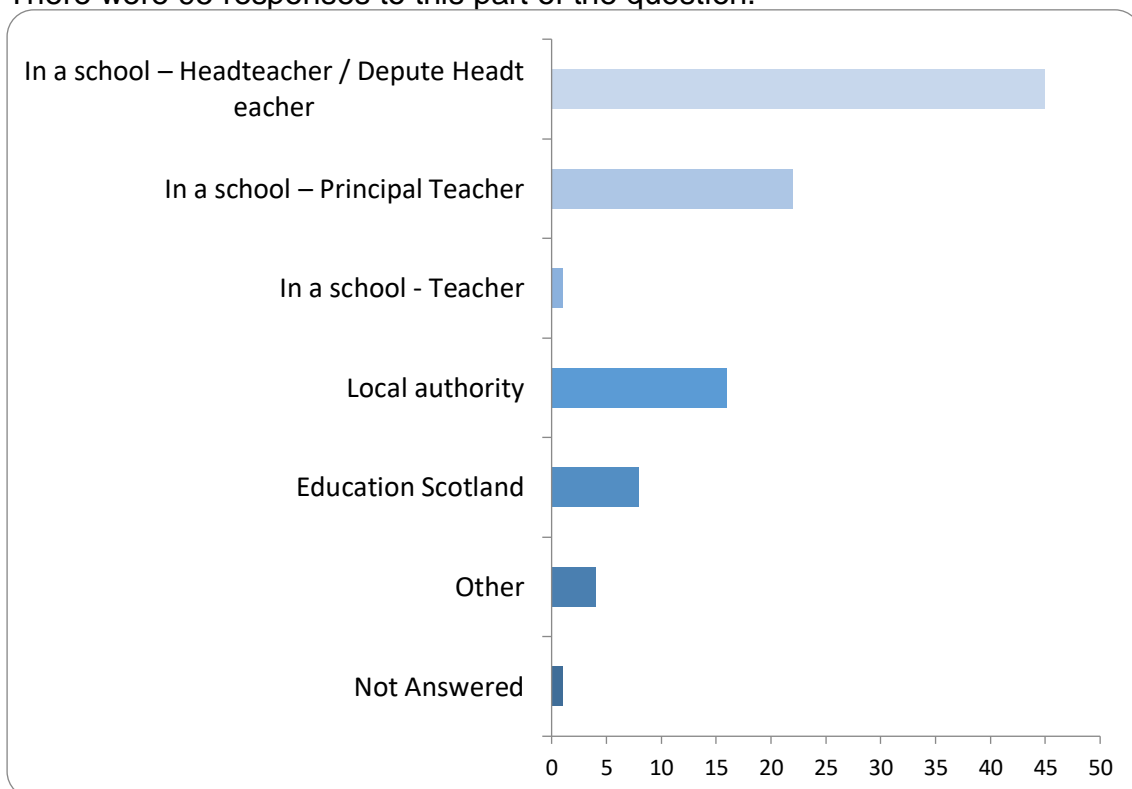


Option	Total	Percent
High	32	33.33%
Medium	23	23.96%
Low	39	40.62%
Not Answered	2	2.08%

Part two

### 1: Where do you work?

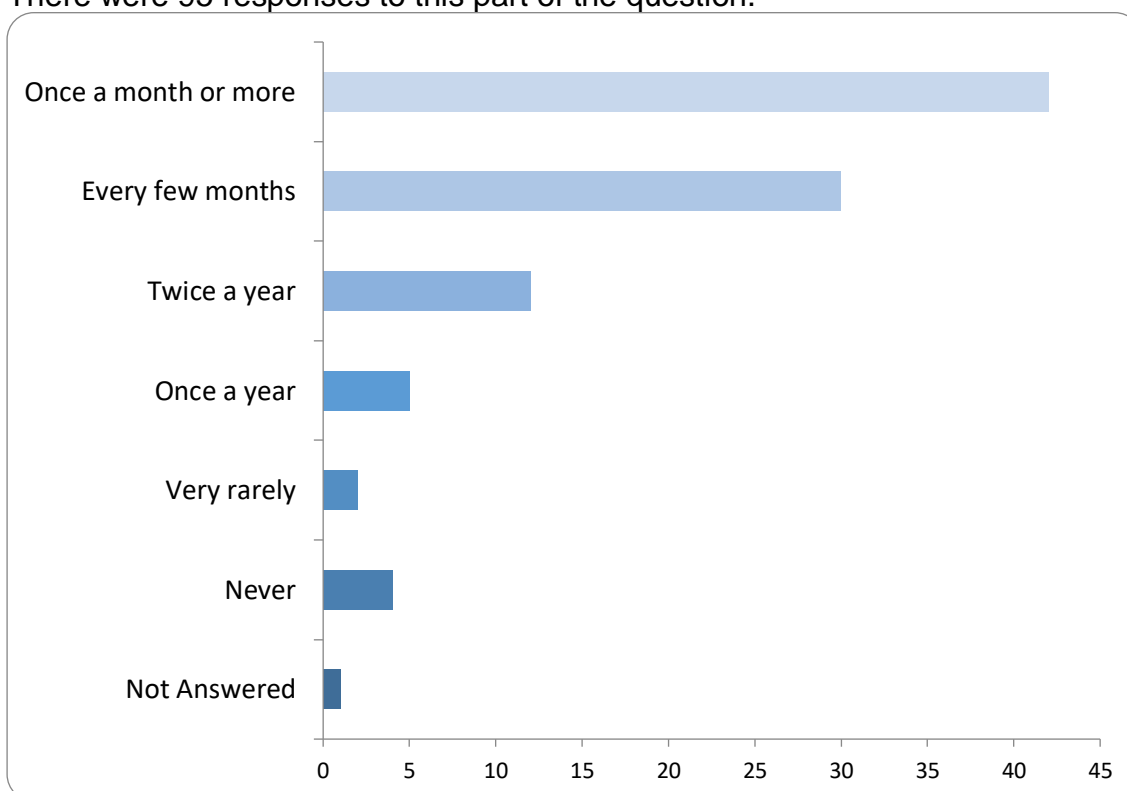
There were 95 responses to this part of the question.



Option	Total	Percent
In a school – Headteacher / Depute Headteacher	45	46.88%
In a school – Principal Teacher	22	22.92%
In a school - Teacher	1	1.04%
Local authority	16	16.67%
Education Scotland	8	8.33%
Scottish Government	0	0.00%
Other	4	4.17%
Not Answered	1	1.04%

## 2: How often do you use Insight?

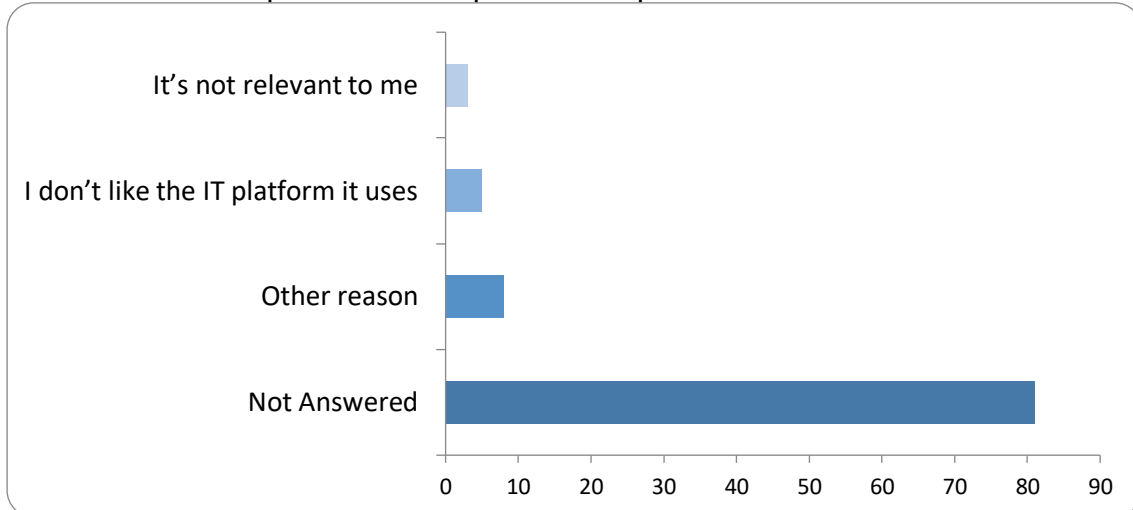
There were 95 responses to this part of the question.



Option	Total	Percent
Once a month or more	42	43.75%
Every few months	30	31.25%
Twice a year	12	12.50%
Once a year	5	5.21%
Very rarely	2	2.08%
Never	4	4.17%
Not Answered	1	1.04%

## 3: If you rarely or never engage with Insight can you tell us why not?

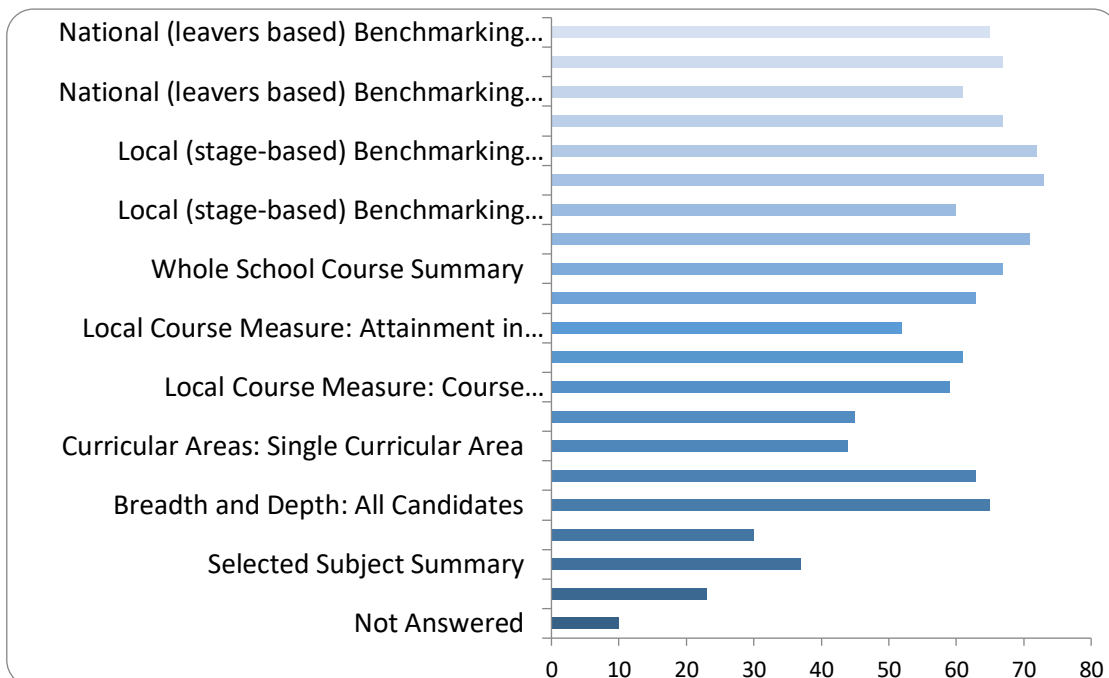
There were 15 responses to this part of the question.



Option	Total	Percent
It's not relevant to me	3	3.12%
I don't like the IT platform it uses	5	5.21%
Other reason	8	8.33%
Not Answered	81	84.38%

#### 4: Which of the following features of Insight do you currently use?

There were 86 responses to this part of the question.



Option	Total	Percent
National (leavers based) Benchmarking Measure: Improving Attainment for All	65	67.71%
National (leavers based) Benchmarking Measure: Attainment versus Deprivation	67	69.79%
National (leavers based) Benchmarking Measure: Leaver Initial Destinations	61	63.54%
National (leavers based) Benchmarking Measure: Literacy and Numeracy	67	69.79%
Local (stage-based) Benchmarking Measure: Improving Attainment for All	72	75.00%
Local (stage-based) Benchmarking Measure: Attainment versus Deprivation	73	76.04%
Local (stage-based) Benchmarking Measure: Candidate Initial Destinations	60	62.50%
Local (stage-based) Benchmarking Measure: Literacy and Numeracy	71	73.96%
Whole School Course Summary	67	69.79%
Local Course Measure: Attainment in Selected Graded Course - Percentage of Resulted Entries	63	65.62%
Local Course Measure: Attainment in Selected Ungraded Course	52	54.17%
Local Course Measure: Course Comparator - Selected Graded Course	61	63.54%
Local Course Measure: Course Comparator – All Graded Courses	59	61.46%
Curricular Areas: All Curricular Areas	45	46.88%
Curricular Areas: Single Curricular Area	44	45.83%
Breadth and Depth: Leavers	63	65.62%
Breadth and Depth: All Candidates	65	67.71%
Partnership Course Summary	30	31.25%
Selected Subject Summary	37	38.54%
Learning Partners	23	23.96%
Not Answered	10	10.42%

**5: For each box that you selected in Q4, what do you use it for? Is there anything you would like to change about this measure?**

**What do you use it for?**

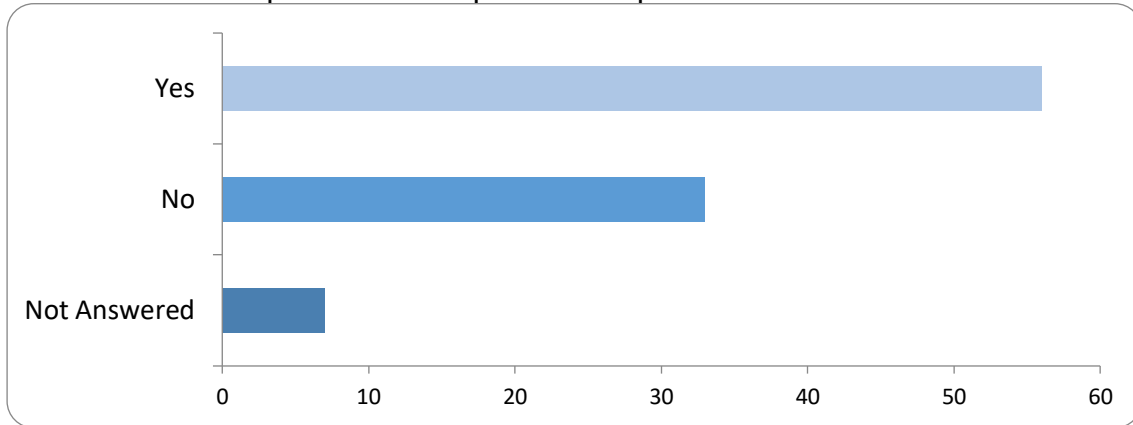
There were 66 responses to this part of the question.

**Is there anything you would like to change about this measure?**

There were 38 responses to this part of the question.

**6: Do you use Insight data to measure progress towards local stretch aims?**

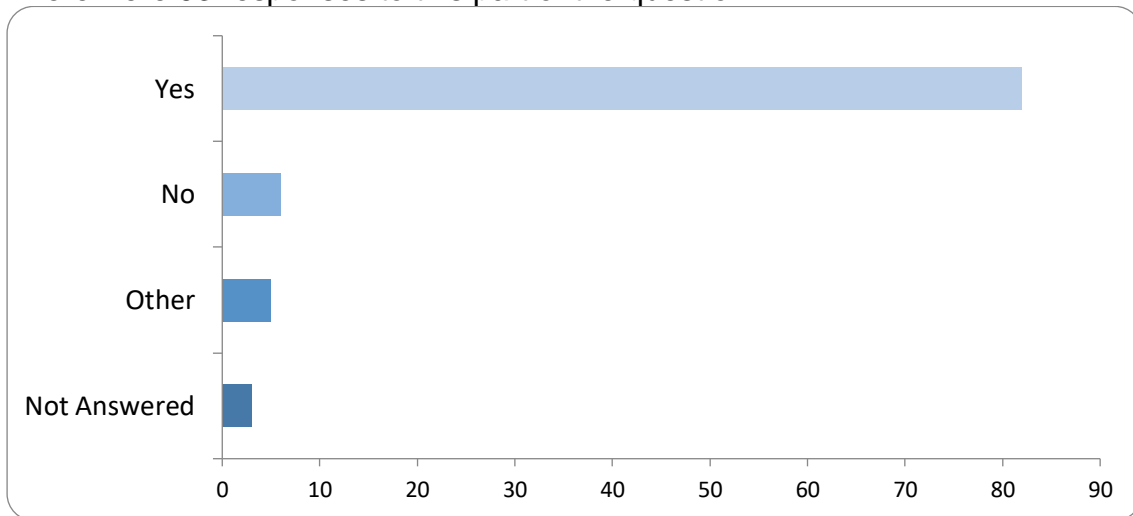
There were 89 responses to this part of the question.



Option	Total	Percent
Yes	56	58.33%
No	33	34.38%
Not Answered	7	7.29%

**7: Do you understand the methodology used in constructing the Virtual Comparator?**

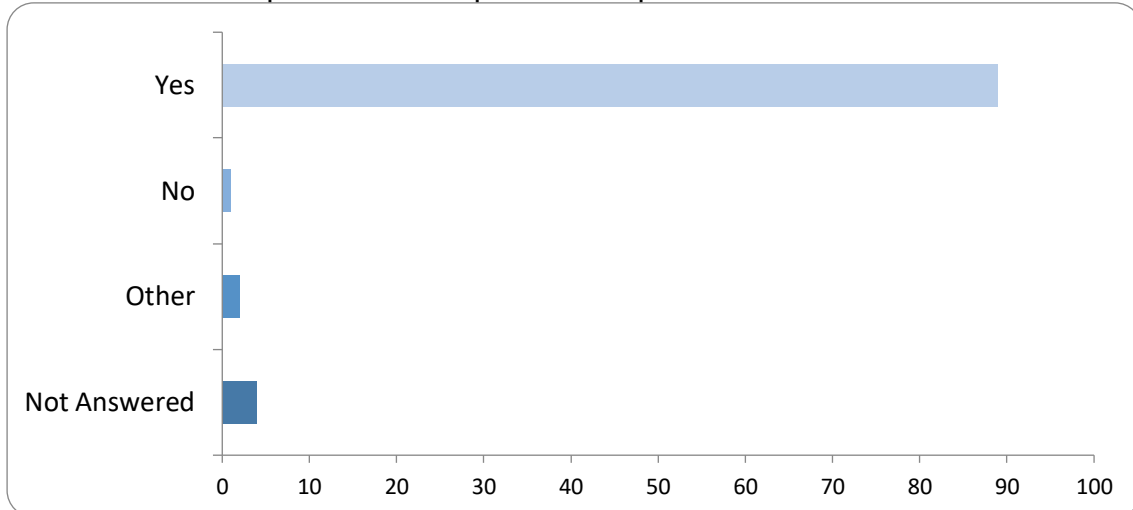
There were 93 responses to this part of the question.



Option	Total	Percent
Yes	82	85.42%
No	6	6.25%
Other	5	5.21%
Not Answered	3	3.12%

**8: Do you understand what it means if your school is performing statistically significantly better than their Virtual Comparator? (e.g. if a commentary is displayed beneath chart)**

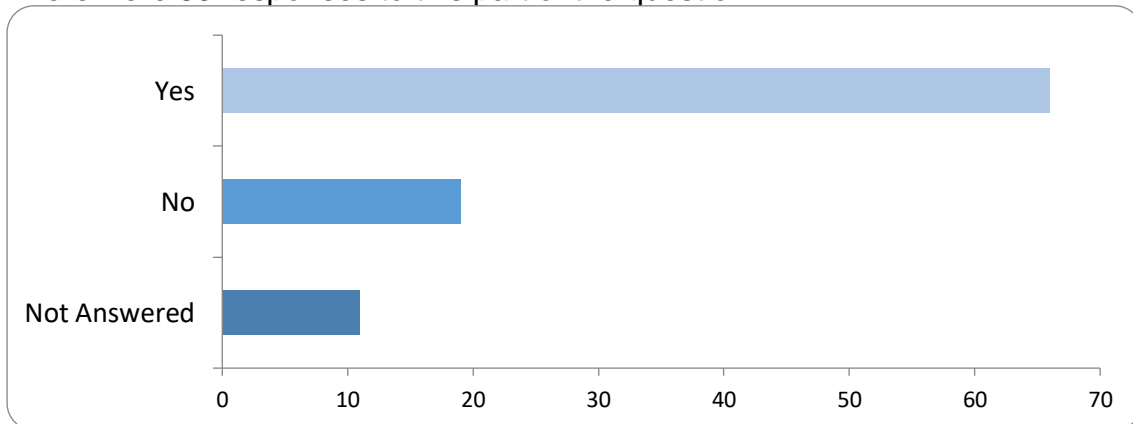
There were 92 responses to this part of the question.



Option	Total	Percent
Yes	89	92.71%
No	1	1.04%
Other	2	2.08%
Not Answered	4	4.17%

**9: Does it have any impact on the actions you would take if you find out your school is statistically significantly better or worse than their Virtual Comparator in a particular measure (rather than just knowing how many points/what percentage they are above or below their Virtual Comparator)?**

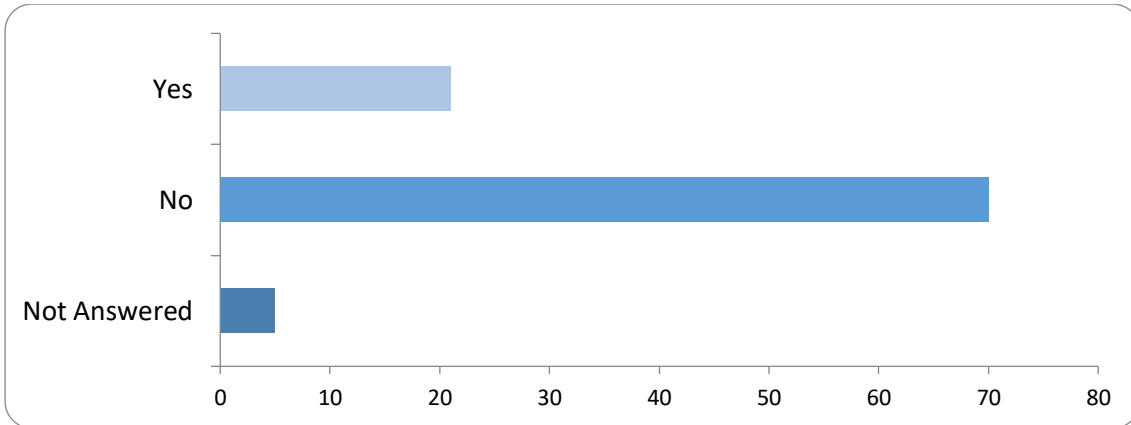
There were 85 responses to this part of the question.



Option	Total	Percent
Yes	66	68.75%
No	19	19.79%
Not Answered	11	11.46%

**10: Have you used the Learning Partnership feature within Insight?**

There were 91 responses to this part of the question.



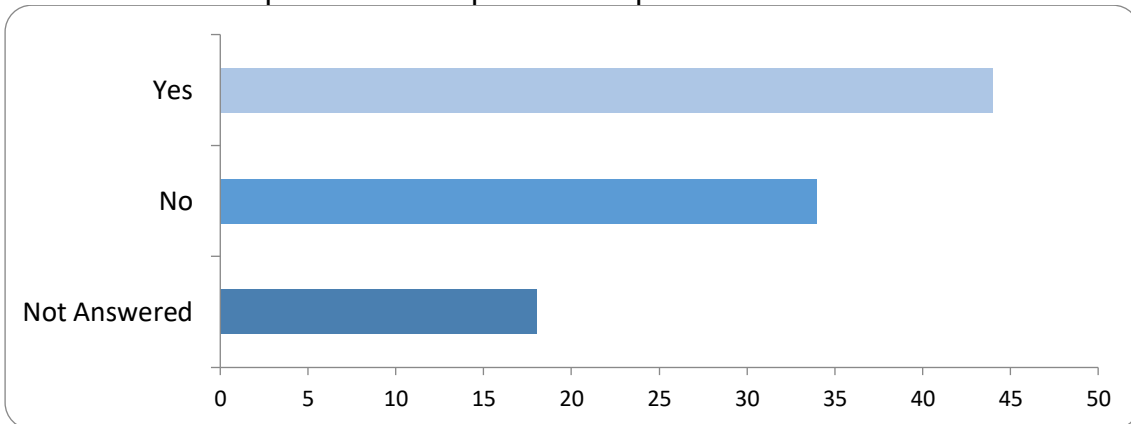
Option	Total	Percent
Yes	21	21.88%
No	70	72.92%
Not Answered	5	5.21%

**How could these best support improvement going forward? Please explain your answer**

There were 28 responses to this part of the question.

**11: Are there other features that you would like to see included within Insight that could support school improvement?**

There were 78 responses to this part of the question.



Option	Total	Percent
Yes	44	45.83%
No	34	35.42%
Not Answered	18	18.75%

**12: What BGE ACEL data do you use?**

**Please explain your answer**

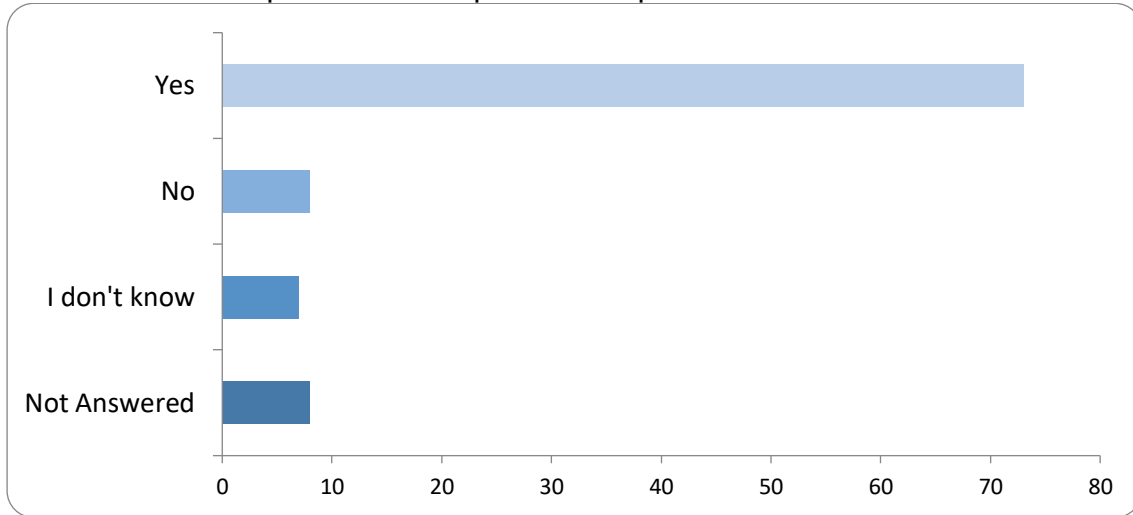
There were 74 responses to this part of the question.

**13: Would you use BGE ACEL data if it was in Insight? (for example it may be possible to add a feature where you can look at the performance of your S4/5/6**



**cohort who achieved 2nd level at the end of P7 against versus those who didn't)**

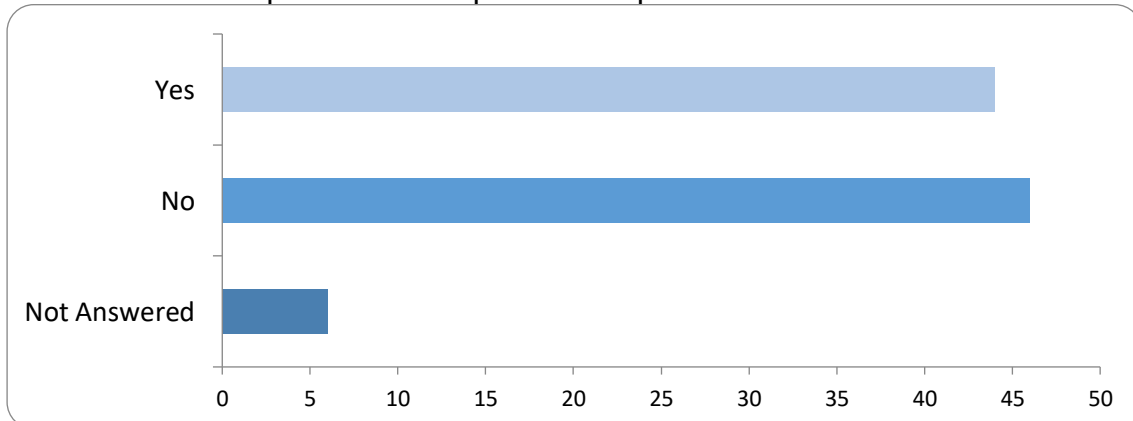
There were 88 responses to this part of the question.



Option	Total	Percent
Yes	73	76.04%
No	8	8.33%
I don't know	7	7.29%
Not Answered	8	8.33%

**14: Do you use the BGE Benchmarking Tool?**

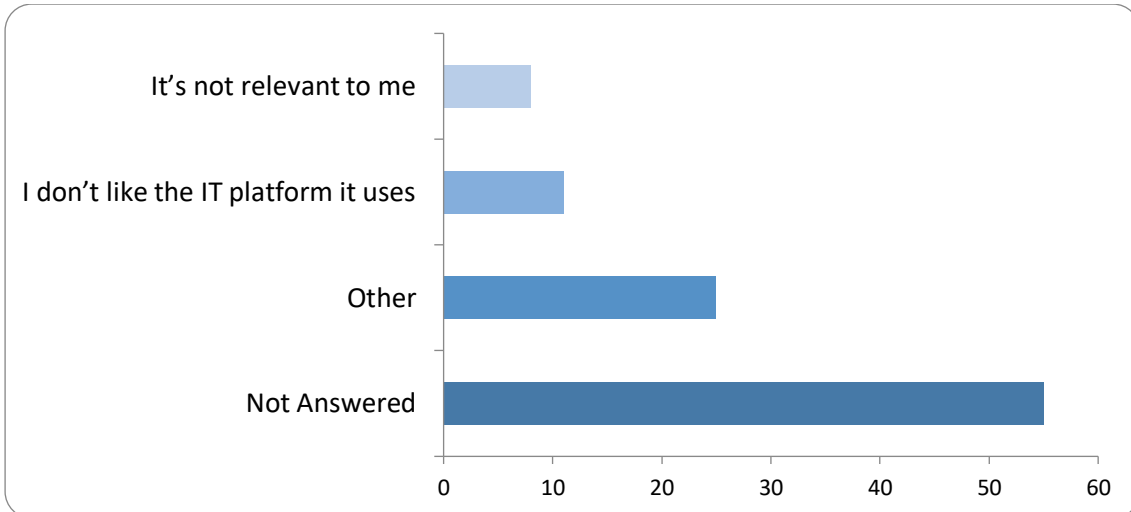
There were 90 responses to this part of the question.



Option	Total	Percent
Yes	44	45.83%
No	46	47.92%
Not Answered	6	6.25%

**15: If you selected no to Q14, why not?**

There were 41 responses to this part of the question.



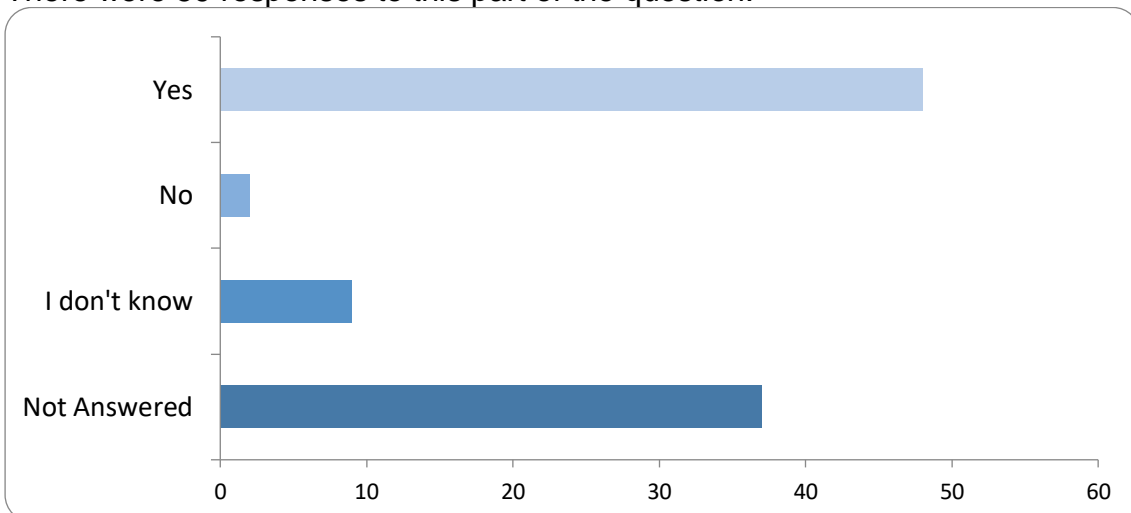
Option	Total	Percent
It's not relevant to me	8	8.33%
I don't like the IT platform it uses	11	11.46%
Other	25	26.04%
Not Answered	55	57.29%

**If you selected other, please explain your answer**

There were 34 responses to this part of the question.

**16: If you selected yes to Q14, do you think the BGE Tool (or the data it includes) should be accessible within Insight?**

There were 59 responses to this part of the question.



Option	Total	Percent
Yes	48	50.00%
No	2	2.08%
I don't know	9	9.38%
Not Answered	37	38.54%



© Crown copyright 2023



This publication is licensed under the terms of the Open Government Licence v3.0 except where otherwise stated. To view this licence, visit [nationalarchives.gov.uk/doc/open-government-licence/version/3](https://nationalarchives.gov.uk/doc/open-government-licence/version/3) or write to the Information Policy Team, The National Archives, Kew, London TW9 4DU, or email: [psi@nationalarchives.gsi.gov.uk](mailto:psi@nationalarchives.gsi.gov.uk).

Where we have identified any third party copyright information you will need to obtain permission from the copyright holders concerned.

This publication is available at [www.gov.scot](http://www.gov.scot)

Any enquiries regarding this publication should be sent to us at

The Scottish Government  
St Andrew's House  
Edinburgh  
EH1 3DG

ISBN: 978-1-83521-765-8 (web only)

Published by The Scottish Government, December 2023

Produced for The Scottish Government by APS Group Scotland, 21 Tennant Street, Edinburgh EH6 5NA  
PPDAS1393834 (12/23)

W W W . g o v . s c o t