

High Level Summary of Statistics

Lifelong Learning

Students in Higher Education	2
Higher Education Students in Scotland	2
Higher Education Graduates from HEIs and FECs.....	4
Age Participation Index (API).....	6
Destinations 31/2 Years After Graduating	7
Students in Further Education	8
FE Students at Scotland's Colleges (FECs)	8
Student Loans for Higher Education in Scotland	10
Financial Support for Learners	11
HE student support.....	11
Education Maintenance Allowance (EMA).....	13

Students in Higher Education

Higher Education Students in Scotland

Last updated: March 2008

Since 2005-06 the number of students in Scottish higher education rose by 8,790 to their historically highest level of 293,970, 71% were of Scottish domiciles (207,585). There were also 14,115 students at the Open University in Scotland, giving a combined total of 308,085.

The number of students at HEIs rose by 10,290 since 2005-06 to 244,510, (up 30% since 1999-00). Students in higher education at colleges fell by 1,500 to 49,460.

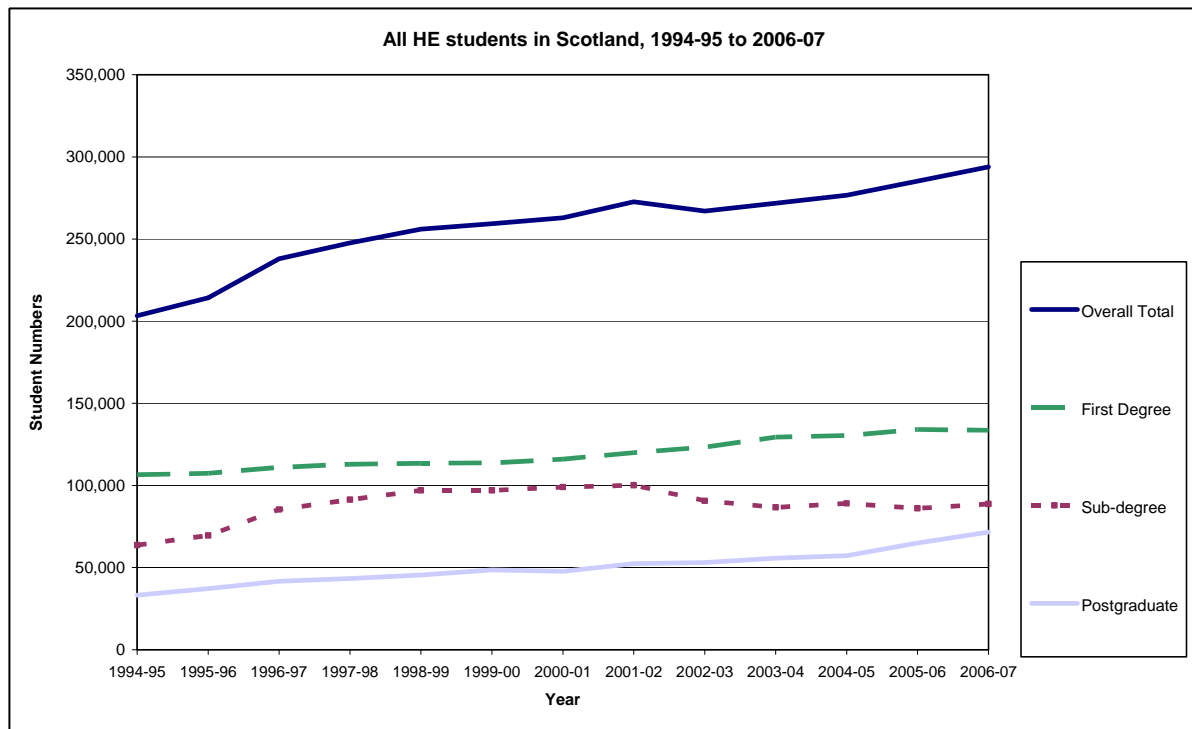
Postgraduate student numbers rose by 10% (6,680) and represented almost a quarter of all students (24%), first degree students fell slightly by 490 to 133,635 - a decrease for the first time since 1999-00 - almost half (45%) of all students were studying at first degree level. Overall, other HE student numbers rose by 2,595 to 39,945 –due to increased uptake at HEIs (other HE students at colleges fell by 3% to 48,745).

Entrants increased by 3% between 2005-06 and 2006-07, 10% since 1999-00. Entrants to HE from deprived areas of Scotland were over-represented in colleges, by 2 percentage points, and under-represented at all types of HEIs – unchanged since 2005-06, this was most noticeable in specialised and ancient universities. 75% of all entrants were Scottish domiciles.

The most popular HE courses in Scotland were in business administration and subjects allied to medicine, accounting for a third of HE students combined (31%).

20% (58,095) of students at Scottish institutions were of overseas domiciles, up 6,995 since 2005-06, 72% of these were from outside of Europe.

LIFELONG LEARNING Students in Higher Education



Sources: Higher Education Statistics Agency (HESA) and Scottish Funding Council (SFC).

Publication

[Students in Higher Education at Scottish Institutions 2006-07](#) (Published March 2008)

<http://www.scotland.gov.uk/Publications/2008/03/14143251/0>

Web Links

[Lifelong Learning Statistics Datasets](#)

<http://www.scotland.gov.uk/topics/statistics/browse/lifelong-learning/datasets>

The Datasets section within the Lifelong Learning statistics website contains further Higher Education analysis.

Higher Education Graduates from HEIs and FECs

Last updated: October 2008

The number of higher education qualifiers from Scottish institutions has continued to rise, in the most recent year by 4% (2,865 qualifiers), to the record high of 77,380 in 2006-07. Almost half of this increase was due to a rise of 2,120 in the number of masters qualifications obtained. Scottish colleges saw a decrease in qualifiers of 1%, down to 22,030, mostly due to a decrease in the number of HNCs awarded (down by 1,135, 11%).

In terms of broad subject groups, the number of qualifiers from science and engineering has increased by 5%, as have those from education and the arts. Those from business and social studies have increased by 3% and those from medical studies have increased by 2%.

The number of male and female qualifiers have both gone up and since last year the gender gap has closed slightly overall, with 43% male (33,165) and 57% female (44,220) qualifiers in 2006-07. Since 2005-06 there has been an increase of 1 percentage point in the proportion of first degree qualifiers who obtained first class honours (for both males and females).

Scots domiciles account for nearly three quarters of qualifiers from Scottish institutions, 73%. The number of qualifications obtained by international students increased by 17% from 12,725 in 2005-06 to 14,895 in 2006-07. Of qualifiers from outside the EU 62% qualified at postgraduate level (6,555) – accounting for 34% of all postgraduate qualifiers from Scottish institutions. The rise in qualifiers from outside the UK of 7,515, since 1999-00, accounts for 84% of the 8,995 overall increase in qualifiers at Scottish institutions over the same period.

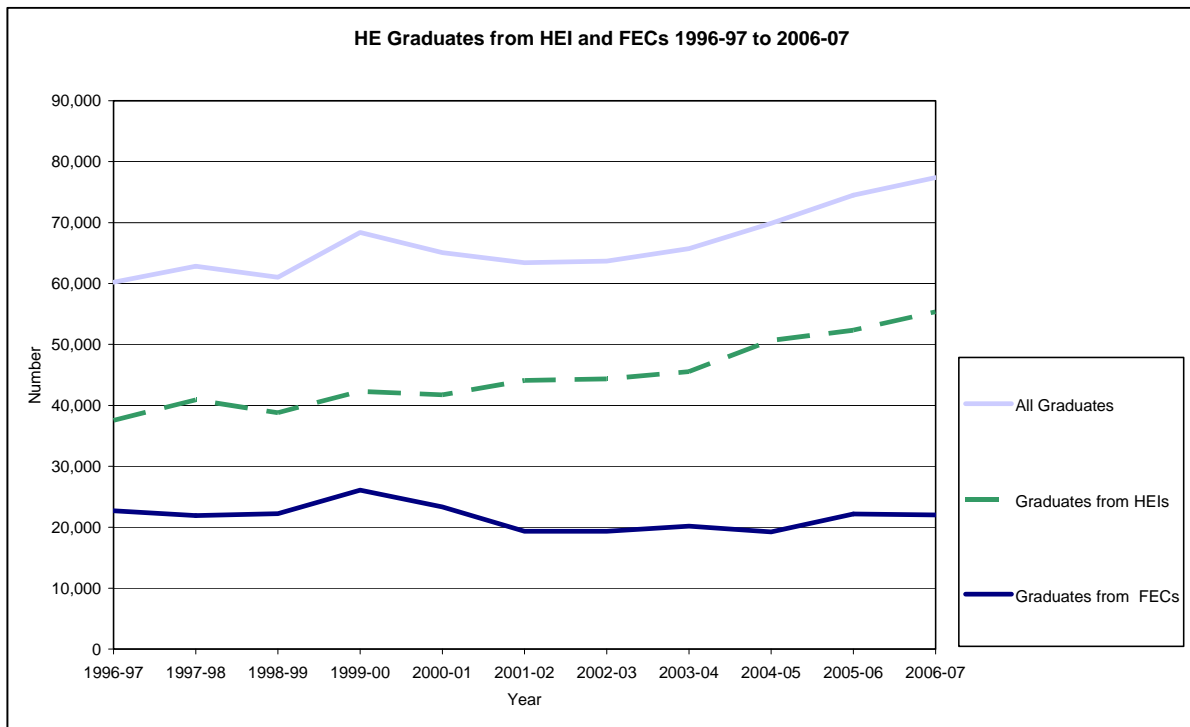
58% of qualifiers from full-time higher education courses at Scottish institutions were in permanent or temporary UK employment 6 months after completing their course, a further 31% were engaged in further study or training. 74% of those in permanent UK employment were employed in graduate level occupations. Over half of qualifiers in permanent UK employment at the time of the survey were employed in either health, social and community work (31%) or finance and business services (24%).

Of qualifiers in permanent employment (in the UK or overseas) the proportion employed in Scotland has increased by 2 percentage points since 2005-06 to 81%. 92% of Scots qualifiers in permanent employment were employed within Scotland, an increase of 2 percentage points since last year.

70% of Scots postgraduate and first degree qualifiers from Scottish Higher Education institutions were employed in graduate level occupations within Scotland or engaged in further study or training 6 months after completing their higher education course. The Scottish Government has set a National Indicator to Increase the percentage of Scottish domiciled graduates from Scottish Higher Education Institutions in positive destinations. This figure is used as a proxy for the Indicator.

LIFELONG LEARNING Students in Higher Education

The 20% most deprived areas of Scotland contain about 20% of the Scottish population; 10% of Scots qualifiers from Scottish higher education institutions and 20% from Scottish colleges are from deprived areas within Scotland. 38% of those from the most deprived areas of Scotland were in further study or training 6 months after qualifying, compared to 30% of those from other areas. 55% of those from deprived areas were in either permanent or temporary UK employment compared to 60% for those from other areas.



Source: Higher Education Statistics Agency (HESA) and Scottish Funding Council (SFC)

Publication

[Higher Education Graduates and Graduate Destinations 2006-07](#) (Published 2008)

<http://www.scotland.gov.uk/Publications/2008/10/24103416>

Age Participation Index (API)

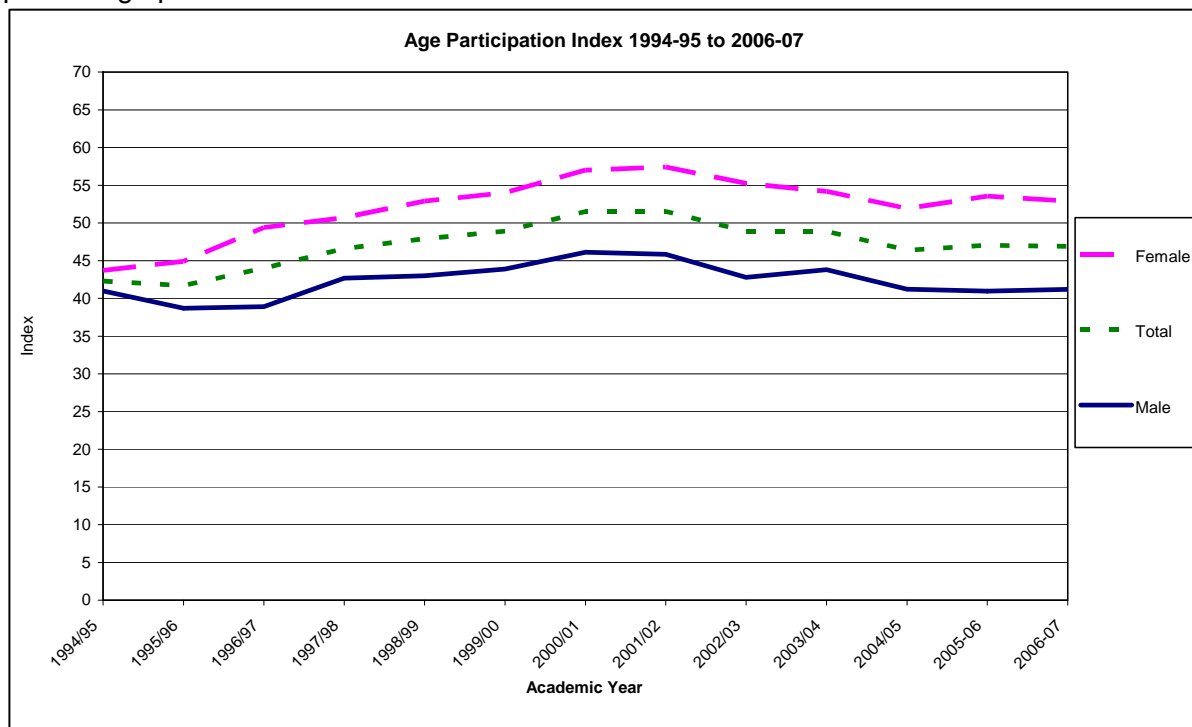
Last updated: August 2008

The Scottish Age Participation Index (API) for a given year is defined as the number of young Scots aged under 21 who enter a full-time HE course for the first time in that year taken as a percentage of the population of 17 year olds at 31 December in the same year. In simple terms it is an estimate of the share of 17 year olds in the population who, can be expected to enter HE for the first time before their 21st birthday, if current trends continue.

In 2006-07, the Age Participation Index for Scotland was 46.9%, a decrease of 0.2 percentage points since 2005-06. The index has been around the 50% mark for the past 10 years, reaching 51.5% between 2000 and 2002. In the mid 1980s the index stood, at around 20%.

Over a ten year period participation by females has been around 10 percentage points higher than by males. Participation rates in 2006-07 were 52.9% for females (a decrease of 0.6 percentage points since last year) and 41.2% for males (an increase of 0.2 percentage points on last years figure of 41%). The gender gap has therefore reduced slightly compared to the previous year.

HEIs contribute 29.6% to the API figure and colleges 15.5%. The share of HEIs has decreased by 0.6 percentage points while colleges increased their contribution by 0.6 percentage points.



Source: Scottish Government Lifelong Learning Statistics, Higher Education Statistics Agency (HESA) and Scottish Funding Council (SFC)

Publication

[The Age Participation Index For Scotland 2006-07](#) (Published August 2008)

<http://www.scotland.gov.uk/Publications/2008/08/04160233>

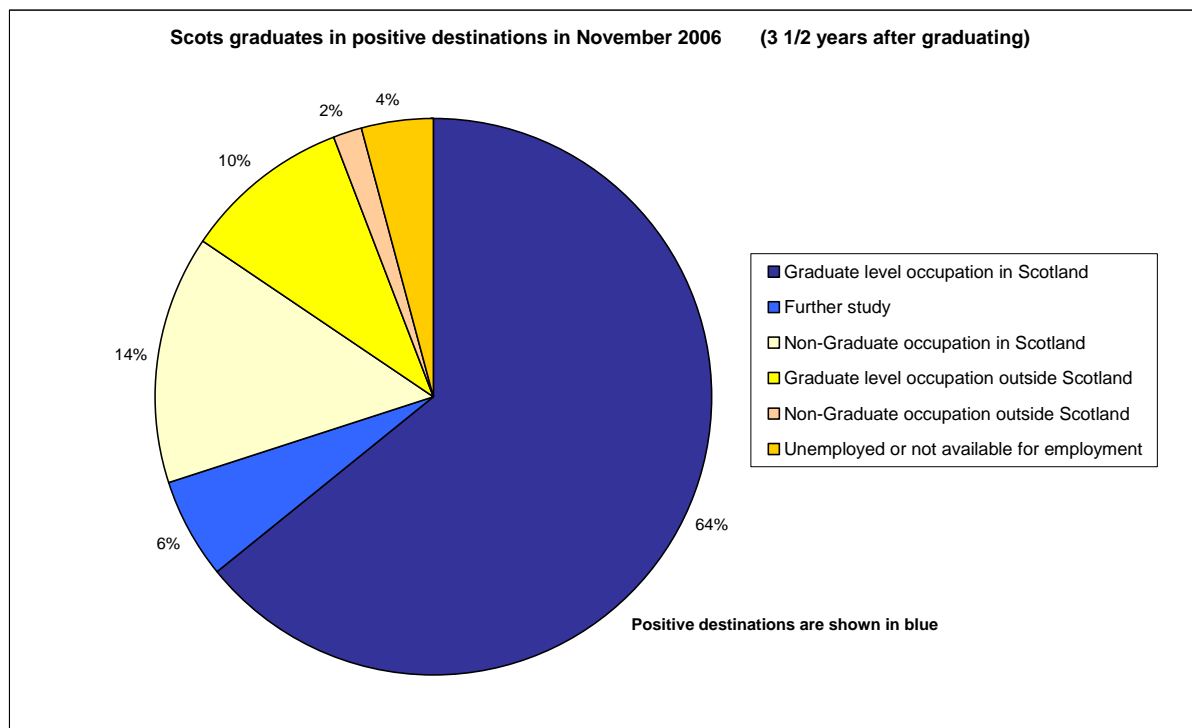
Destinations 3 1/2 Years After Graduating

Last updated: May 2008

In November 2006 seventy percent of Scottish domiciled graduates from Scottish Higher Education Institutions were in positive destinations in Scotland. The chart gives details on all destinations of graduates.

The data have been collected for the first time in 2006-07 relating to employment in November 2006, for those graduating in the academic year 2002-03 (Destinations of Leavers of Higher Education, Longitudinal Survey – Higher Education Statistics Agency); it is intended to collect the information every second year. The next statistics are expected to be available in summer 2009.

The Scottish Government has established a National Indicator to increase the percentage of graduates in positive destinations.



Source: Destinations of Leavers from Higher Education Longitudinal Survey 2007, Higher Education Statistics Agency (HESA)

Publication

[Destinations of Leavers from Higher Education Longitudinal Survey 2007](#), (Published November 2007 by HESA)

http://www.hesa.ac.uk/index.php?option=com_pubs&Itemid=122#item1714

Students in Further Education

FE Students at Scotland's Colleges (FECs)

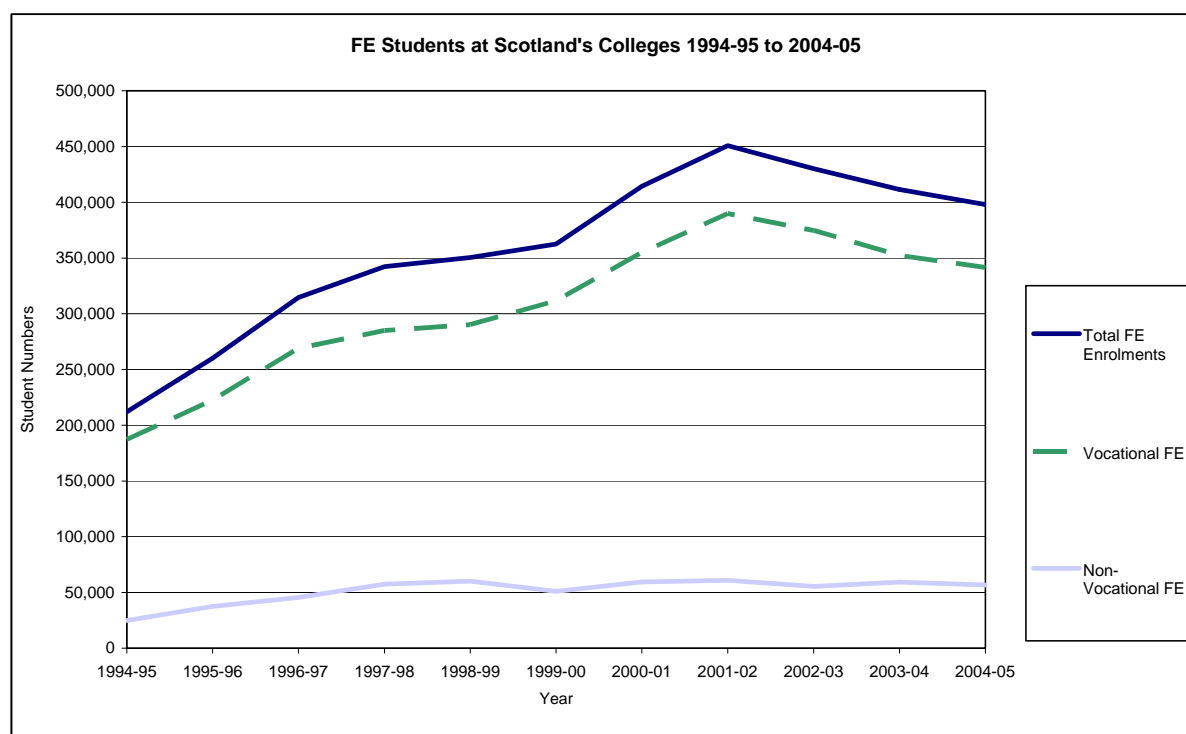
Last updated: July 2007

The number of further education enrolments at FE level in Scotland's colleges has increased dramatically since 1994-95. There are now 398,120 FE enrolments, an increase of 88% since 1994-95.

There has been a steady decline in FE enrolments since peaking in 2001-02. Enrolments have fallen from 450,790 in 2001-02 to their current level, which represents a decrease of 12% over this period.

The majority of enrolments at FE level are for vocational courses. In 2004-05 vocational enrolments accounted for 86% of the total. Vocational enrolments have increased by 82% since 1994-95, but have fallen by 12% since 2001-02.

Fourteen per cent of enrolments are at non-vocational level. Over the period 1994-95 to 2004-05, non-vocational enrolments increased by 128%. Non-vocational enrolments have fallen by 7% since 2001-02.



Source: Scottish Funding Council (SFC)

Publication

[Lifelong Learning Statistics 2005](#) (Published 2005)

<http://www.scotland.gov.uk/Publications/2005/12/01155233/52337>

Web Links

[Scottish Funding Council – Infact database](#)

http://www.sfc.ac.uk/statistics/stats_infact.htm

[Lifelong Learning Statistics Datasets](http://www.scotland.gov.uk/topics/statistics/browse/lifelong-learning/datasets)

<http://www.scotland.gov.uk/topics/statistics/browse/lifelong-learning/datasets>

The Datasets section within the Lifelong Learning statistics website contains further Higher Education analysis.

Student Loans for Higher Education in Scotland

Last Updated: November 2008

The Student Loans Company and the Scottish Government jointly publish statistics on the outstanding student loan debt of Scottish higher education students and EU students studying in Scotland.

At the end of financial year 2007-08 the balance outstanding (including loans not yet due for repayment) was £2.053 billion, an increase of 11% when compared with 2006-07. This amount was owed by 370,000 borrowers, with an average amount outstanding of £5,500.

During the financial year 2007-08 borrowers repaid £59.0 million, while new advances amounted to £212.8 million.

Publication

[Student Loans for Higher Education in Scotland 2007-08](http://www.scotland.gov.uk/Topics/Statistics/Browse/Lifelong-learning/PubStudentLoansHE)

<http://www.scotland.gov.uk/Topics/Statistics/Browse/Lifelong-learning/PubStudentLoansHE>

Financial Support for Learners

HE student support

Last updated: November 2008

The Student Awards Agency for Scotland (SAAS) supports Scottish-domiciled higher education students studying at institutions in Scotland and elsewhere and EU-domiciled students studying in Scotland.

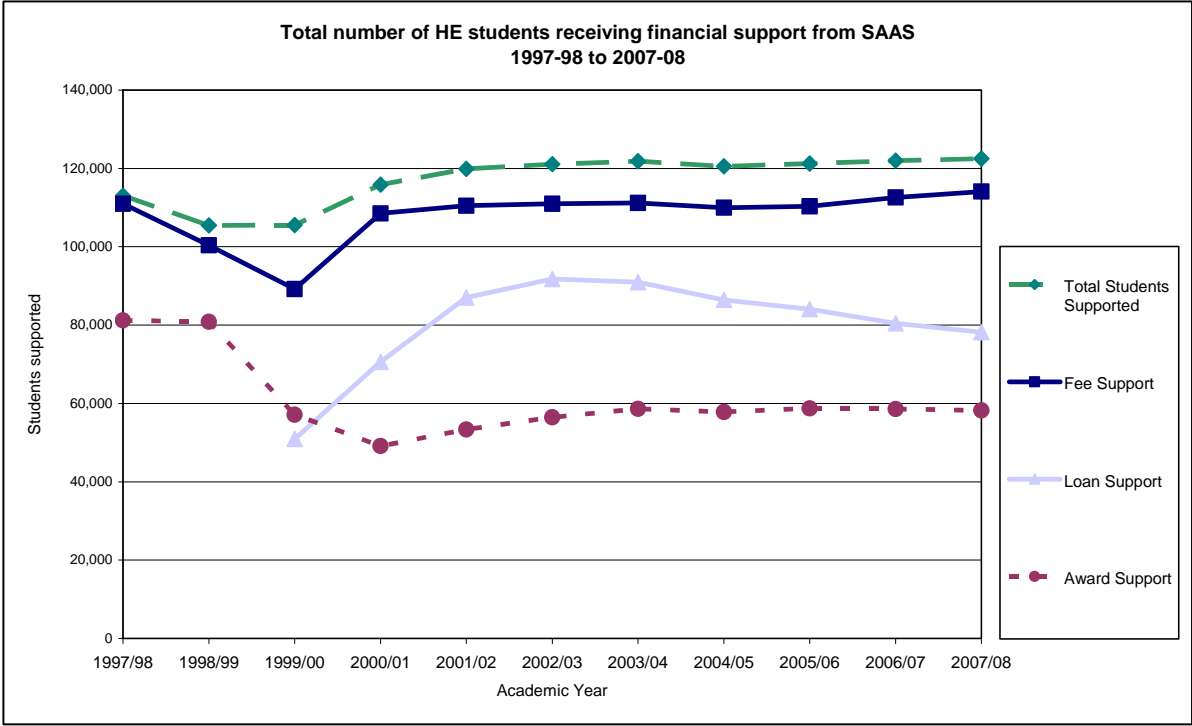
Over the period 1997-98 to 2007-08, the total number of HE students supported by SAAS has increased by 8.4% to 122,505.

The number of students receiving tuition fee support remained fairly constant from 1997-98 (although numbers were lower in 1998-00 due to the abolition of tuition fee support in these years) up to 2005-06. In 2006-07 the number of students receiving tuition fee support increased mainly due to both the introduction of tuition fee loans for new entrants studying elsewhere in the UK and to increasing EU student numbers. EU students only receive tuition fees. Recipients of fee support increased again in 2007-08 mainly due to increasing EU student numbers but also as fee loans were then available for both new entrants and those in their second year. 114,100 students received fee support in 2007-08, an increase of 2.8% since 1997-98.

SAAS has calculated student loan entitlement since 1999-00 (prior to this students applied directly to their institution). Initially the number of students assessed for loans increased in each academic year. However numbers have been decreasing since their peak in 2002-03 and in 2007-08 78,175 students were assessed for loans: 14.8% fewer than in 2002-03.

The number of students receiving non-repayable financial awards has fallen by 28.3% between 1997-98 and 2007-08 to 58,230. The largest decrease occurred between 1998-99 and 1999-00 when the standard maintenance grant was abolished for all new entrants. The number of students receiving awards specifically targeted at young students, students with dependents and students with disabilities has increased to 42,825, more than three times the 1997-98 level. This is, however, 2.0% lower than in 2006-07.

LIFELONG LEARNING
 Financial Support for Learners



Source: Student Awards Agency for Scotland (SAAS)

Publication
[Student Awards In Scotland 2007-08](#) (Published November 2008)
<http://www.scotland.gov.uk/Publications/2008/11/21111027>

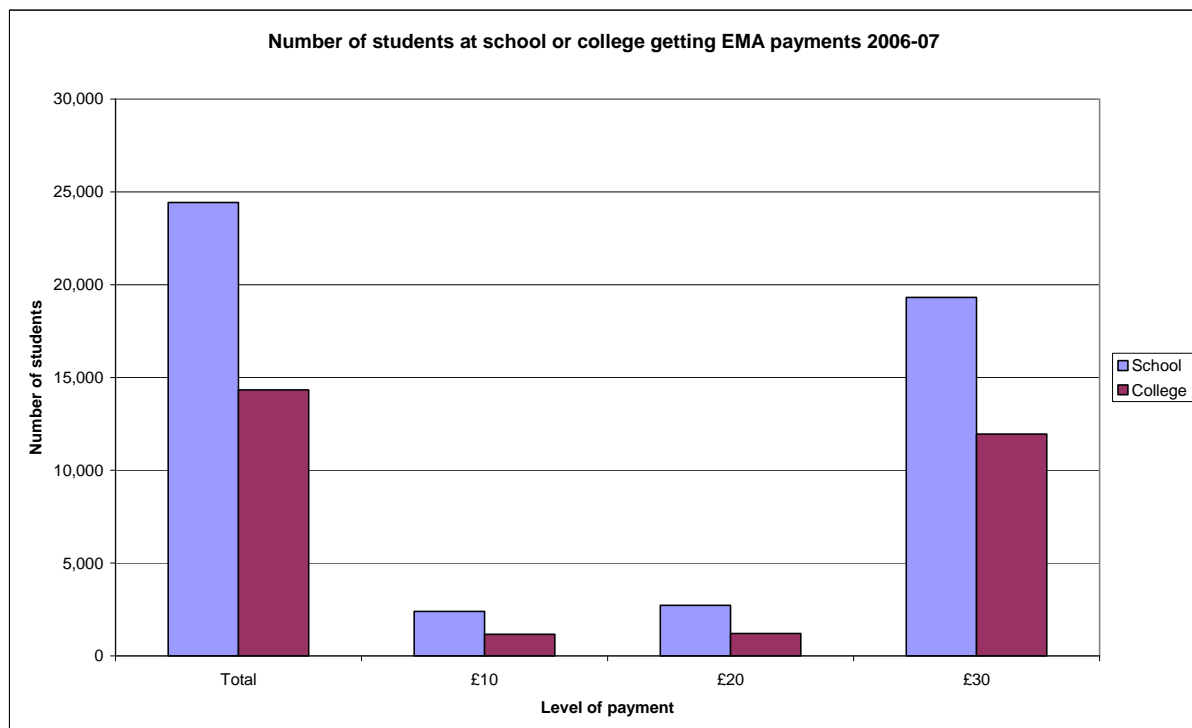
Education Maintenance Allowance (EMA)

Last updated: December 2007

EMAs were introduced across Scotland from August 2004 for 16 year olds. In academic year 2005-06 eligibility was extended to include all 17 year olds and further extended in 2006-07 to include 18 year olds.

The number of students received EMA payments in Scotland in 2006-07 was 38,760, an increase of 6.3% on the number of students on the EMA scheme in 2005-06. Females accounted for 54% of the 2006-07 total, while 81% of all students receive the highest weekly payment of £30.

Almost two-thirds of students supported attended school, with the remainder in college. In terms of the school/college split, proportionately more students in college are in the £30 category (84% compared with 79% in schools).



Source: The Scottish Government

Publication

[Education Maintenance Allowances 2006-07](#) (Published December 2007)

<http://www.scotland.gov.uk/Publications/2007/12/18092401/0>