



Statistical Bulletin

Criminal Justice Series

CrJ/2005/10

Published October 2005

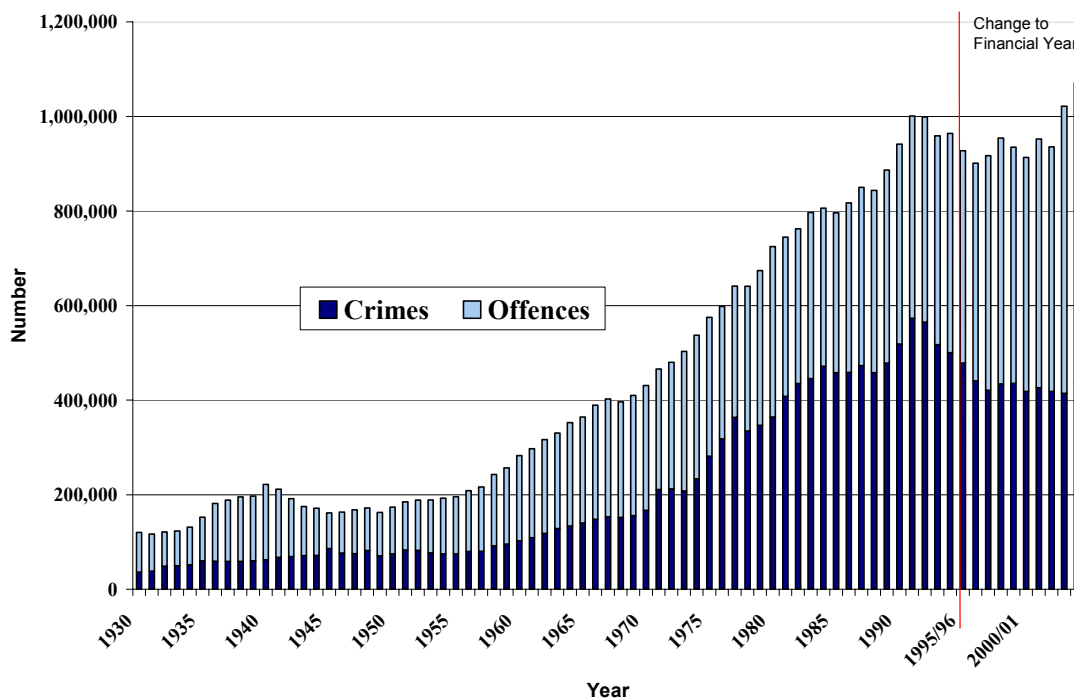
Price £2.00

RECORDED CRIME IN SCOTLAND, 2004/05

1. Introduction

- 1.1 This bulletin presents statistics on crimes and offences recorded and cleared up by the eight Scottish police forces in 2004/05. It forms part of The Scottish Executive series of statistical bulletins on the criminal justice system. Statistics of crimes and offences recorded by the police provide a measure of the volume of crime with which the police are faced. At the request of users and data providers, consulted through the SCOTSTAT Crime and Justice Committee, statistical bulletins in the criminal justice series have been changed to present information on a financial year basis.
- 1.2 In April 2004, the police implemented the Scottish Crime Recording Standard (SCRS), which means that no corroborative evidence is required initially to record a crime related incident as a crime if so perceived by the victim. In consequence of this more victim oriented approach, the introduction of this new recording standard was expected to increase the numbers of minor crimes recorded by the police, such as minor crimes of vandalism and minor thefts and offences of petty assault and breach of the peace. However, it was expected that the SCRS would not have much impact on the figures for the more serious crimes such as serious assault, sexual assault, robbery or housebreaking.

Chart 1 Crimes and offences recorded by the police 1930 -1994 then 1995/96 – 2004/05



CONTENTS

Page

1.	Introduction	1
2.	Main points	3
3.	Commentary: Introduction and impact of Scottish Crime Recording Standard.....	4
4.	Commentary: Recorded crime in Scotland	4
5.	Commentary: Recorded crimes and offences by police force	7
6.	Appendix of tables.....	10
7.	Annex: Notes on statistics used in this bulletin.....	22
	<i>Returns</i>	<i>22</i>
	<i>Recording issues</i>	<i>22</i>
	<i>Reporting practices</i>	<i>22</i>
	<i>Revision to recorded crime series: offending while on bail.....</i>	<i>23</i>
	<i>Crimes and offences cleared up</i>	<i>23</i>
	<i>Classification</i>	<i>24</i>
	<i>Scottish Crime Survey</i>	<i>25</i>
	<i>Classification of Crimes and Offences</i>	<i>26</i>

2. Main points

- Trends in the recorded crime figures between 2003/04 and 2004/05 have been affected by the introduction of the Scottish Crime Recording Standard (SCRS) which, as anticipated, has increased the numbers of minor crimes recorded by the police, such as minor crimes of vandalism and minor thefts.
- The total number of crimes recorded by the police increased by 6 per cent between 2003/04 and 2004/05. In 2004/05, the Scottish police recorded 438,093 crimes. The figures reflected increases in the numbers of recorded crimes of fire-raising and vandalism, and some other low level crimes of dishonesty; these increases can be ascribed to the introduction of the SCRS.
- However, the number of *non-sexual crimes of violence* recorded by the police decreased by 3 per cent between 2003/04 and 2004/05, to total 14,700. The SCRS was not anticipated to have much impact on crimes in this group.
- The number of crimes in the *indecent* group increased by 8 per cent, from 6,786 in 2003/04 to 7,324 in 2004/05 but numbers are still below the levels observed in 1997/98 and 1998/99.
- Within the *indecent* group, recorded cases of rape & attempted rape increased by 7 per cent to reach 1,109, the highest number ever recorded. This reflects continued pro-active efforts by police to encourage the reporting of such crimes and the increase is more than accounted for by reporting of almost 100 historical crimes in Lothian and Borders, some dating back over 40 years.
- In spite of the impact of the SCRS in increasing the numbers of petty thefts recorded, the number of *crimes of dishonesty* decreased for the sixth consecutive year to stand at 210,365 cases in 2004/05. Three categories of crimes of dishonesty showed decreases. These were housebreaking, theft of a motor vehicle and theft from a motor vehicle by opening a lockfast place. These categories were not anticipated to be affected by the new recording standard.
- Recorded cases of *Vandalism* (including fire-raising and malicious mischief) increased by 24 per cent to total 128,566 in 2004/05. This increase is thought to be entirely due to the introduction of the SCRS.
- The crime clear-up rate decreased slightly from 47 per cent to 45 per cent. This is an anticipated effect of the new crime recording standard. Despite this decrease however, clear up rates remain high and the levels have generally been increasing steadily over the past quarter century, from a 30 per cent clear up rate in 1982.
- In 2004/05 the police recorded 632,982 offences, the highest number ever recorded and an increase of 4 per cent from the number in 2003/04. This was largely due to two factors; the increases shown in offences such as petty assault and breach of the peace, as a direct result of the introduction of the SCRS, and an increase in speeding offences, reflecting the continued impact of Camera Safety Partnerships.
- All 8 forces showed an increase in the number of crimes recorded in 2004/05 compared to 2003/04, ranging from less than half a per cent to 8 per cent. In all forces, the increases in the total number of crimes recorded reflected increases in the numbers of recorded crimes of vandalism and other low level crimes such as shoplifting and other theft. This was an anticipated effect of the introduction of the SCRS.

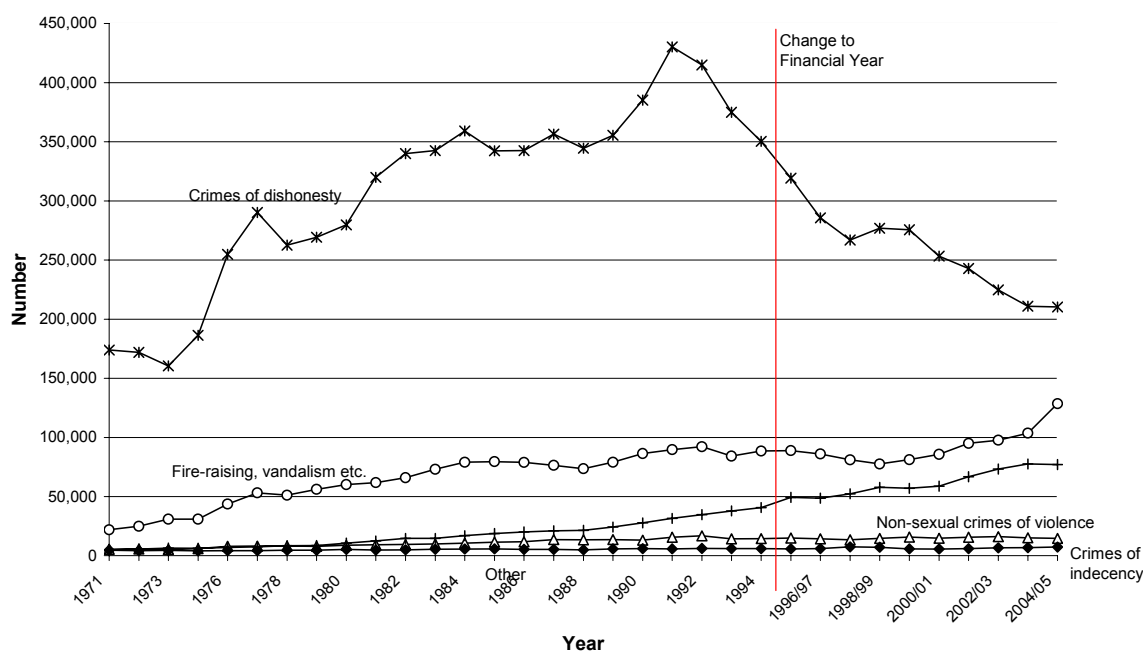
3. Commentary: Introduction and impact of Scottish Crime Recording Standard

- 3.1 Trends in the recorded crime figures between 2003/04 and 2004/05 have been affected by the introduction of the Scottish Crime Recording Standard (SCRS) which, as anticipated, has increased the numbers of minor crimes recorded by the police, such as minor crimes of vandalism and minor thefts.
- 3.2 Unfortunately it was not possible to estimate the exact impact of the new recording standard on the recorded crime figures because, around the time that the new standard was implemented, police also introduced centralised call centres which encouraged the reporting of incidents to the police. It had been hoped that the underlying trends in crime would be monitored through a new, much larger, Scottish Crime and Victimisation Survey (SCVS). Unfortunately, this has not proved possible.
- 3.3 In 2002 an independent fundamental review of the Scottish Crime Survey (SCS) was undertaken in order to examine more effective ways of measuring unrecorded crime in Scotland. Two particular concerns were to enable the disaggregation of findings to police force area level in order to have a valid comparison with local recorded crime, and to facilitate the provision of reliable estimates of more serious and less frequently occurring crimes, such as serious assault and robbery. The review concluded that switching to a telephone methodology was the only cost-effective way of increasing the sample size enough to achieve these goals. As a result of this, the SCVS, a continuous telephone survey with 27,000 interviews annually, was launched in June 2004.
- 3.4 The first 12 months of the SCVS were treated as a strict monitoring period. This monitoring was directed and overseen by the SCVS Technical Group, which included independent survey experts. As part of this monitoring, a face-to-face survey was run alongside the telephone survey for the first 4 months, and data from the 2 surveys were calibrated in order to assess the validity of the telephone methodology for measuring crime in Scotland. The results of this calibration exercise demonstrated that the telephone survey was not measuring victimisation accurately. Comparison of the figures showed that the telephone survey methodology changed the way people responded to the crime survey and response rates were lower than expected. In addition, households subscribing to the Telephone Preference Service were inadvertently excluded from the sample between June and December 2004. This resulted in inconsistent sampling over the fieldwork period. After considering the results of the calibration exercise, the SCVS Technical Group concluded that telephone surveying was not an appropriate methodology for measuring crime in Scotland.

4. Commentary: Recorded crime in Scotland

- 4.1 The total number of crimes recorded by the police in 2004/05 was 438,093 crimes, 6 per cent more than in 2003/04. Levels of recorded crimes had previously been decreasing, and last year's figure of 414,221 was the lowest level of recorded crime for nearly a quarter of a century. The 2004/05 figures reflected increases in the numbers of recorded crimes of fire-raising and vandalism, and some other low level crimes of dishonesty; these increases can be ascribed to the introduction of the SCRS.

Chart 2 Crimes recorded by the police by crime group, 1971 - 1994 then 1995/96 - 2004/05



4.2 The number of *non-sexual crimes of violence* recorded by the police decreased by a further 3 per cent between 2003/04 and 2004/05, to total 14,700, which is the lowest level since 1998/99. Within this category recorded robberies decreased by 10 per cent to total 3,736, the lowest level since 1980. Other non-sexual crimes of violence decreased by 9 per cent from 3,512 to 3,196, while the number of serious assaults etc. recorded increased by 3 per cent to 7,768, with Strathclyde accounting for most of the increase. Increases in serious assaults were linked by some forces to an increase in alcohol related crime, and the consumption of alcohol and drugs generally was thought to be an influencing factor.

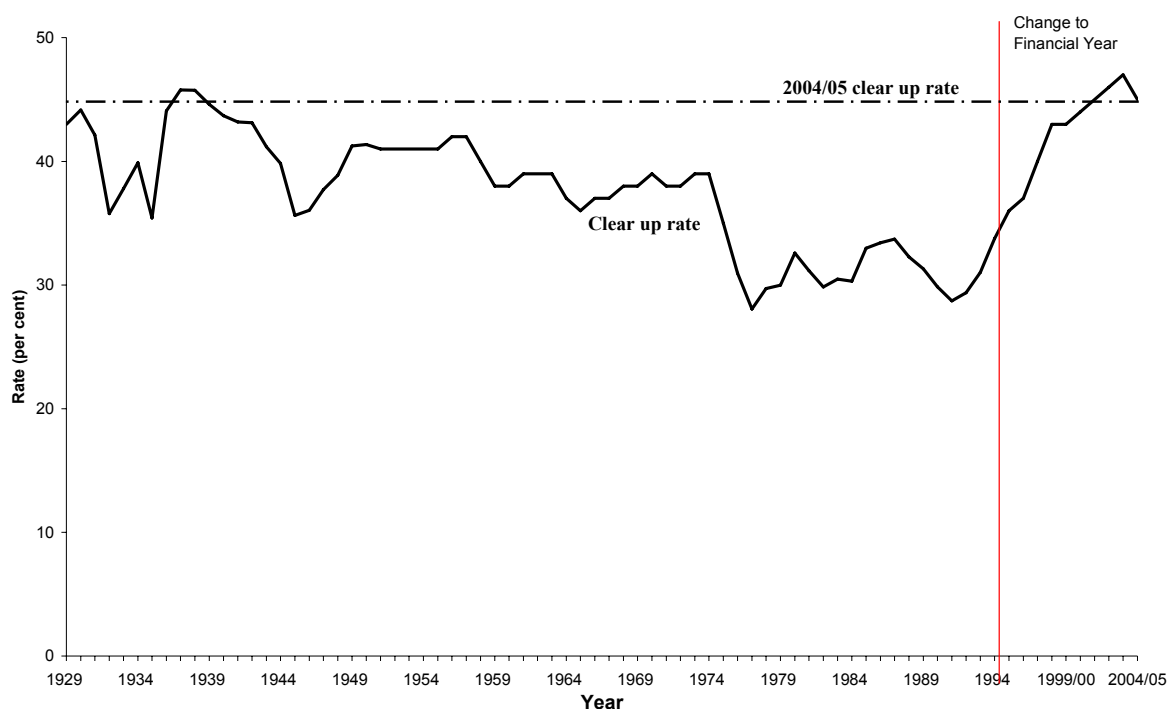
4.3 The number of crimes in the *indecency* group increased from 6,786 in 2003/04 to 7,324 in 2004/05, an 8 per cent increase. However, the numbers are still below the levels observed in 1997/98 and 1998/99. Within this group recorded cases of rape & attempted rape increased by 7 per cent to reach 1,109, the highest number ever recorded. This partially reflects proactive efforts by the police to encourage the reporting of such crimes. However the rise is more than accounted for by the reporting of almost 100 historical crimes in Lothian & Borders, some of which dated back over 40 years. Cases of indecent assault increased by 4 per cent to 1,497 in 2004/05 and the number of crimes of lewd and indecent behaviour increased by 7 per cent to 2,786 in 2004/05. The number of crimes recorded in the “other” sub-group increased by 12 per cent to total 1,932 in 2004/05. Although the SCRS is not thought to have affected the figures for rape and attempted rape, it may have led to increased recording of the other categories of crimes of indecency.

4.4 In spite of the impact of the SCRS in increasing the numbers of petty thefts recorded, the number of *crimes of dishonesty* decreased for the sixth consecutive year, although by less than half a per cent, to stand at 210,365 cases in 2004/05. Three categories of crimes of dishonesty showed decreases. These were housebreaking, theft of a motor vehicle and theft from a motor vehicle by opening a lockfast place. These categories were not anticipated to be affected by the new recording standard. The number of housebreakings fell by 4 per cent during 2004/05, reflecting decreases in both domestic and non-domestic premises, and at 34,959 is less than

third of the level recorded in the early 1990's. Thefts from motor vehicles decreased by 24 per cent to 20,403 and the thefts of a motor vehicle decreased by 11 per cent to 15,633. Several police forces attributed the decreases in vehicle crime to improved car security. The number of frauds increased by 20 per cent, mostly reflecting a small number of high volume fraud investigations in Dumfries and Galloway and Lothian and Borders.

- 4.5 Recorded cases of *Vandalism* (including fire-raising and malicious mischief) increased by 24 per cent to total 128,566 in 2004/05. This increase is thought to be entirely due to the introduction of the Scottish Crime Recording Standard.
- 4.6 Within the *other crimes* group, crimes of handling an offensive weapon increased by 3 per cent to 9,545 in 2004/05. Recorded drugs crimes decreased by one per cent from 42,275 in 2003/04 to 41,823 in 2004/05, showing a small reverse in the trend seen over the last few years.
- 4.7 It was expected that additional crimes recorded because of the new recording standard would be unlikely to be detected. In fact, the number of crimes cleared up by the police decreased slightly (0.6 per cent) from 196,480 in 2003/04 to 195,203 in 2004/05. In consequence, as anticipated, the introduction of the SCRS has led to a slight decrease in the clear-up rate from 47 per cent to 45 per cent. Despite this decrease, clear up rates remain high and the levels have generally been increasing steadily over the past quarter century, from a 30 per cent clear up rate in 1982.

Chart 3 Recorded crime clear-up rate 1930 - 1994 then 1995/96 - 2004/05



- 4.8 In 2004/05 the police recorded 632,982 offences, the highest number ever recorded, and an increase of 4 per cent compared with the 2003/04 figure of 607,621, with increases in three out of the four categories of miscellaneous offences. The major reason behind this increase was the impact of the SCRS, as seen in the increases in petty assault (29 per cent), breach of

the peace (15 per cent) and the overall increase in other miscellaneous offences. Although motor vehicle offences recorded declined overall, there was an increase of 5 per cent in recorded speeding offences which can be attributed to the continued impact of the Scottish Safety Camera Programme. This is delivered through local partnerships involving the police, local authorities and the trunk roads network and has allowed safety camera enforcement to be targeted at roads with a history of both speeding and accidents causing injury, and so has contributed to a reduction in the number of road accident casualties.

5 Commentary: Recorded crimes and offences by police force

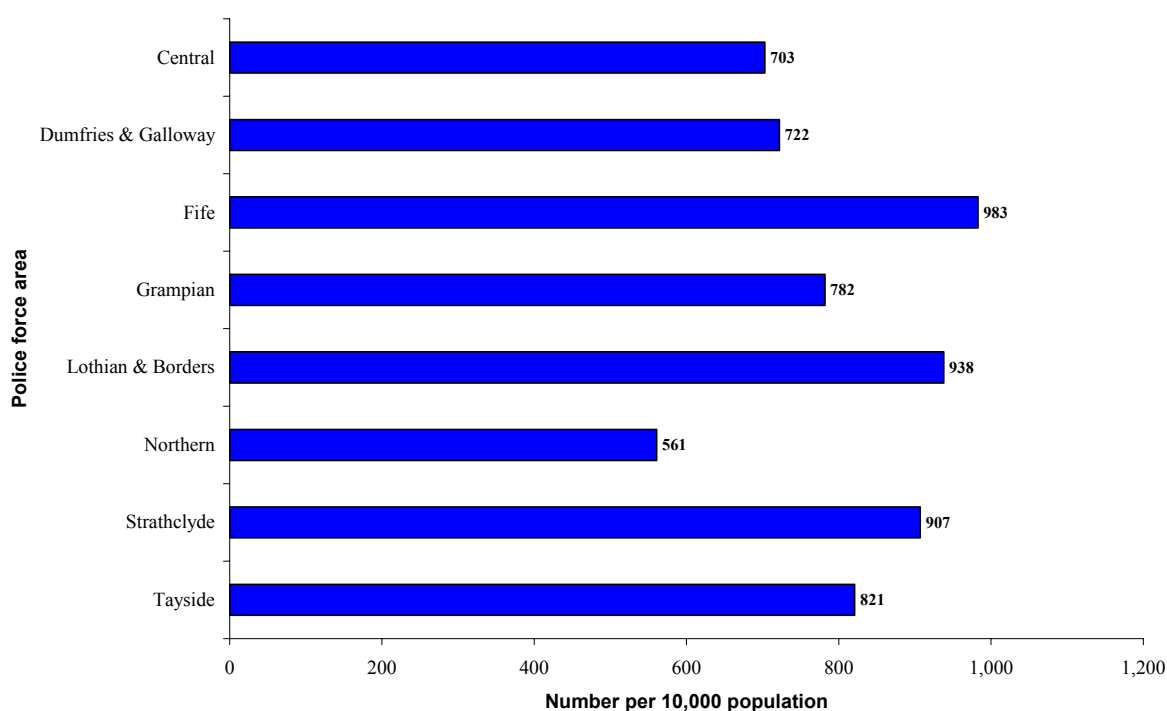
5.1 Central

In spite of the new crime recording standard, the total number of crimes recorded in the Central police force area increased by less than half a per cent between 2003/04 and 2004/05 to 19,816. There has been a decrease of 9 per cent in crimes of dishonesty, but an increase of 19 per cent in vandalism, due to the introduction of the SCRS. Similarly, the 18 per cent increase in miscellaneous offences recorded has been attributed by the police to the impact of the SCRS.

5.2 Dumfries & Galloway

Crimes recorded in the Dumfries & Galloway police force area increased overall by 2 per cent between 2003/04 and 2004/05 to total 10,679. Decreases in non-sexual crimes of violence, crimes of indecency and other crimes were offset by increases in areas such as vandalism and fraud. The increases in vandalism are an anticipated effect of the SCRS. The increases in the numbers of recorded frauds reflect 3 high volume fraud investigations. The number of miscellaneous offences recorded increased by 9 per cent due to the SCRS.

Chart 4 Total number of crimes recorded per 10,000 population in 2004/05 by police force area



5.3 *Fife*

The number of crimes recorded in the Fife police area increased by 7 per cent between 2003/04 and 2004/05 to total 34,862. This can be directly attributed to the introduction of the SCRS. The 33 per cent increase in miscellaneous offences recorded is also the result of the SCRS.

5.4 *Grampian*

The number of recorded crimes in the Grampian police force area increased by 5 per cent between 2003/04 and 2004/05 to total 40,956 crimes. Again, this is attributable to the introduction of the SCRS, which has seen an increase in vandalism of 22 per cent. Similarly the introduction of the new recording standard led to an increase of 37 per cent in miscellaneous offences recorded.

5.5 *Lothian & Borders*

Recorded crime in the Lothian & Borders police force area increased by 4 per cent to total 84,116. As well as a large increase in vandalism resulting from the introduction of the SCRS, there was an increase in fraud of 56 per cent (up from 4,630 crimes to 7,242), reflecting the effects of Operation Tribune, an initiative which investigated insurance fraud and another cheque/credit card fraud. The increase of 24 per cent in miscellaneous offences recorded reflects the effect of the SCRS.

5.6 *Northern*

The number of crimes recorded in the Northern police force area increased by 8 per cent between 2003/04 and 2004/05 to total 15,660. This was again very largely due to an increase of 23 per cent in crimes of vandalism following the introduction of the SCRS. A decrease of 34 per cent in thefts of motor vehicles has been attributed to the National Intelligence Model, good detection work and the availability of more secure vehicles. As with most other forces, the increase of 14 per cent in miscellaneous offences recorded reflects the impact of the SCRS.

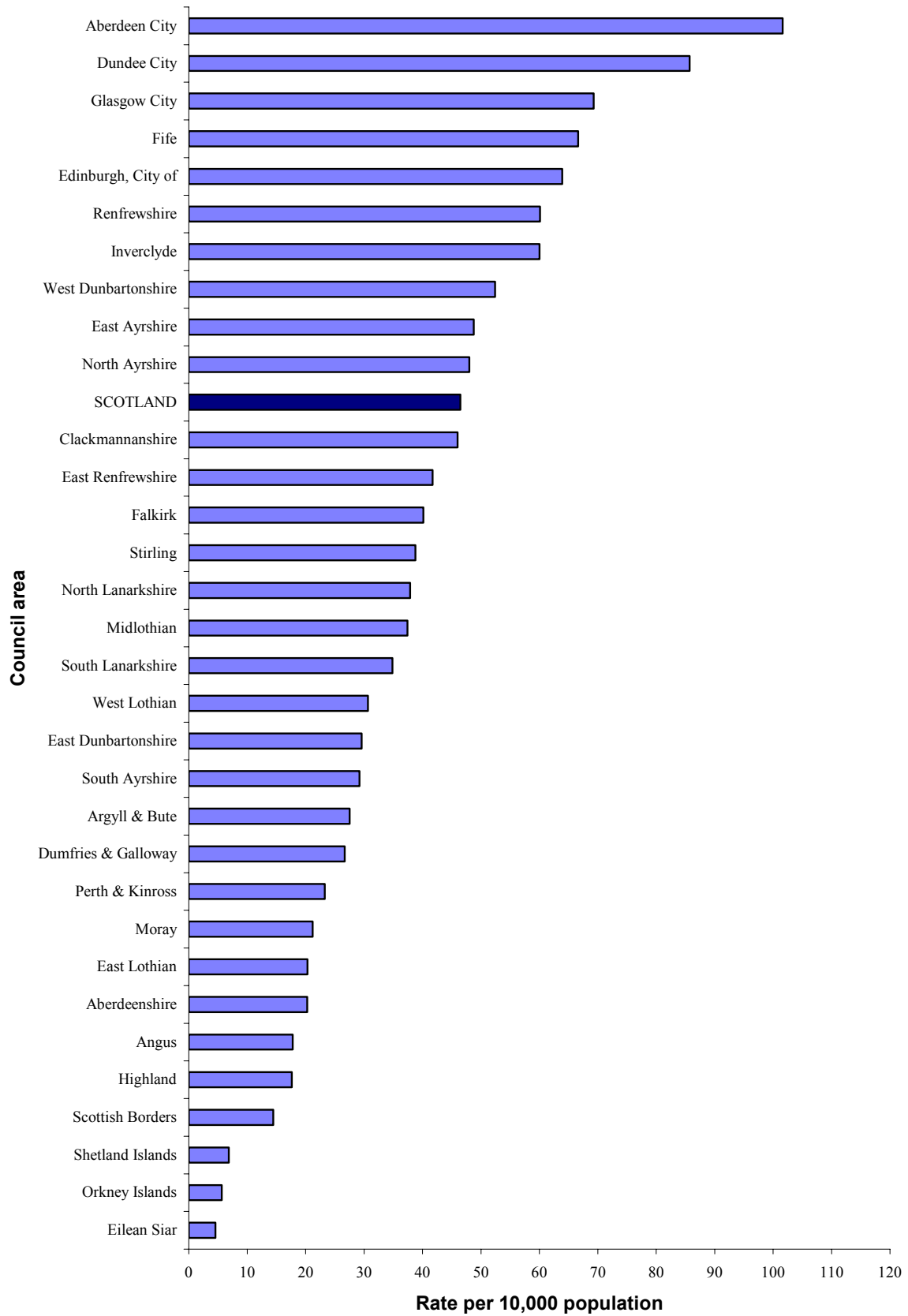
5.7 *Strathclyde*

The number of recorded crimes in Strathclyde police force area increased by 7 per cent between 2003/04 and 2004/05 to total 200,159. This has been attributed mainly to the introduction of the SCRS with anticipated increases in other theft (13 per cent) and fire-raising and vandalism (32 per cent). In spite of the increases in the numbers of petty thefts recorded, the number of most crimes of dishonesty recorded decreased by 1 per cent. However, the introduction of the SCRS led to a 19 per cent increase in the numbers of miscellaneous offences recorded.

5.8 *Tayside*

The number of recorded crimes in the Tayside police force area increased by 6 per cent in 2004/05 to total 31,845. There were net increases in most groups of about 6 per cent, but a similar percentage decrease in crimes of indecency. In the case of the increase in non-sexual crimes of violence, most incidents of a serious violent crime nature occur at weekends in the late evening or early morning with consumption of alcohol or drugs being an influencing factor. In contrast to the other police forces, the numbers of miscellaneous offences recorded decreased by 5 per cent between 2003/04 and 2004/05, in spite of the introduction of the SCRS.

Chart 5 Number of crimes of domestic housebreaking recorded by the police per 10,000 population in 2004/05



Crimes recorded by the police, Scotland, 1995/96 - 2004/05

Table 1
Number & Percentage

Crime group	Number & Percentage										% change 03/04 - 04/05
	1995/96	1996/97	1997/98	1998/99	1999/2000	2000/01	2001/02	2002/03	2003/04	2004/05	
Total crimes	478,139	440,687	421,002	434,096	435,481	418,494	426,249	418,281	414,214	438,093	6
Non-sexual crimes of violence	14,981	14,233	13,394	14,693	15,831	14,812	15,653	16,074	15,187	14,700	-3
Serious assault etc ¹	7,106	6,631	6,195	6,716	7,326	6,892	7,546	7,593	7,514	7,768	3
Robbery	5,367	5,118	4,551	5,027	4,931	4,293	4,592	4,636	4,161	3,736	-10
Other	2,508	2,484	2,648	2,950	3,574	3,627	3,515	3,845	3,512	3,196	-9
Crimes of indecency	5,740	5,941	7,414	7,071	5,882	5,727	5,994	6,623	6,786	7,324	8
Rape & Attempted Rape ²	581	633	764	797	755	690	788	924	1,037	1,109	7
Indecent Assault ²	1,112	1,122	1,271	1,348	1,139	1,034	1,249	1,354	1,436	1,497	4
Lewd and indecent behaviour	2,560	2,493	3,016	2,871	2,319	2,356	2,404	2,770	2,593	2,786	7
Other	1,487	1,693	2,363	2,055	1,669	1,647	1,553	1,575	1,720	1,932	12
Crimes of dishonesty	319,269	285,785	266,886	276,974	275,557	253,295	242,878	224,785	211,004	210,365	*
Housebreaking	71,995	61,636	55,636	55,784	52,863	47,729	45,515	40,586	36,432	34,959	-4
Theft by opening a lockfast place (OLP)	8,285	8,388	10,512	12,109	11,553	10,606	8,200	7,766	7,405	7,849	6
Theft from a motor vehicle by (OLP)	58,179	48,923	39,828	39,476	38,003	32,001	32,659	30,361	26,839	20,403	-24
Theft of a motor vehicle	37,156	32,504	27,857	29,290	28,881	25,555	23,146	20,881	17,604	15,633	-11
Shoplifting	28,580	26,174	26,984	30,766	32,144	32,264	31,570	28,299	27,948	28,534	2
Other theft	87,351	81,726	79,971	80,107	81,222	76,649	75,951	73,214	72,488	77,586	7
Fraud	17,069	15,779	16,181	18,368	20,620	20,043	17,395	15,828	15,277	18,307	20
Other	10,654	10,655	9,917	11,074	10,271	8,448	8,442	7,850	7,011	7,094	1
Fire-raising, vandalism etc	88,839	86,025	81,036	77,624	81,197	85,781	94,944	97,598	103,732	128,566	24
Fire-raising	3,400	3,221	2,712	2,470	2,269	2,403	2,910	3,767	4,163	4,698	13
Vandalism etc	85,439	82,804	78,324	75,154	78,928	83,378	92,034	93,831	99,569	123,868	24
Other crimes	49,310	48,703	52,272	57,734	57,014	58,879	66,780	73,201	77,505	77,138	*
Crimes against public justice	16,476	16,320	16,559	17,701	18,439	18,637	20,881	22,744	25,755	25,615	-1
Handling an offensive weapon	6,925	6,513	6,191	7,102	8,084	8,070	9,039	9,362	9,278	9,545	3
Drugs	25,739	25,754	29,435	32,819	30,374	32,081	36,750	40,938	42,275	41,823	-1
Other	170	116	87	112	117	91	110	157	197	155	-21

1. See Annex Note 7.5.

2. See Annex Note 7.17.

Offences recorded by the police, Scotland, 1995/96 - 2004/05

Table 2
Number & Percentage

Offence group	1995/96	1996/97	1997/98	1998/99	1999/2000	2000/01	2001/02	2002/03	2003/04	2004/05	% change 03/04 - 04/05
Total offences	449,105	460,416	496,168	520,465	499,405	494,989	526,071	517,545	607,621	632,982	4
Miscellaneous offences	137,491	149,340	156,587	153,296	151,944	154,853	163,497	169,563	180,963	214,302	18
Petty assault ¹	47,443	48,281	50,244	51,614	54,568	54,057	55,392	54,956	57,355	73,711	29
Breach of the peace	67,730	71,469	73,285	71,688	71,332	70,197	72,734	74,690	77,883	89,920	15
Drunkenness	9,737	9,773	9,640	8,358	7,620	7,789	7,764	7,279	7,534	7,234	-4
Other	12,581	19,817	23,418	21,636	18,424	22,810	27,607	32,638	38,191	43,437	14
Motor vehicle offences	311,614	311,076	339,581	367,169	347,461	340,136	362,574	347,982	426,658	418,680	-2
Dangerous and careless driving	18,243	17,145	16,233	15,751	13,247	12,019	12,183	12,680	12,036	13,062	9
Drunk driving	11,052	11,771	11,118	10,581	10,904	10,758	11,476	11,838	11,571	11,061	-4
Speeding	82,519	85,634	95,613	119,692	123,438	113,904	126,760	117,167	199,213	210,120	5
Unlawful use of vehicle	84,930	78,311	77,300	75,976	80,690	83,272	88,702	92,941	91,271	71,094	-22
Vehicle defect offences	54,718	56,852	62,331	63,822	47,994	46,845	45,512	46,466	37,194	27,022	-27
Other	60,152	61,363	76,986	81,347	71,188	73,338	77,941	66,890	75,373	86,321	15

1. See Annex Note 7.5.

Crimes and offences cleared up by the police as a percentage of those recorded, Scotland, 1995/96 - 2004/05

Table 3
Percentage

Crime / Offence group	1995/96	1996/97	1997/98	1998/99	1999/2000	2000/01	2001/02	2002/03	2003/04	2004/05
Total crimes	36	37	40	43	43	44	45	46	47	45
Non-sexual crimes of violence	50	51	54	59	58	59	58	58	58	59
Serious assault etc ¹	54	57	60	63	63	63	62	60	59	61
Robbery	30	28	28	38	35	39	37	36	39	39
Other	81	84	83	84	79	76	78	81	79	79
Crimes of indecency	75	76	75	79	76	80	77	79	77	75
Rape & Attempted Rape ²	78	71	71	79	77	80	78	78	75	69
Indecent Assault ²	61	60	61	68	59	63	62	63	62	61
Lewd and indecent behaviour	67	68	66	71	68	76	72	77	73	73
Other	97	96	96	98	96	98	96	96	95	93
Crimes of dishonesty	29	29	31	35	36	37	37	38	39	37
Housebreaking	18	17	19	23	23	25	24	27	27	25
Theft by opening a lockfast place (OLP)	23	22	22	27	28	31	35	36	35	30
Theft from a motor vehicle by (OLP)	13	13	13	16	17	18	17	19	20	18
Theft of a motor vehicle	25	25	27	29	32	30	32	36	38	37
Shoplifting	79	77	78	81	79	78	79	78	79	77
Other theft	19	19	20	22	21	21	21	21	22	20
Fraud	83	77	75	78	75	79	81	81	83	80
Other	86	82	88	87	91	93	91	91	85	79
Fire-raising, vandalism etc	21	21	23	24	24	23	22	22	23	21
Fire-raising	20	19	18	24	26	25	26	24	25	22
Vandalism etc	21	22	23	24	24	23	22	22	23	21
Other crimes	100	99	100	99	99	100	99	99	99	98
Crimes against public justice	100	99	100	100	100	100	99	99	99	98
Handling an offensive weapon	99	99	99	99	99	99	99	99	98	97
Drugs	100	98	101	100	100	100	100	99	99	97
Other	83	78	91	85	85	77	73	78	74	73
Miscellaneous offences	88	89	90	90	89	89	89	89	90	83
Petty assault ¹	74	75	78	79	78	78	77	76	78	69
Breach of the peace	94	94	95	94	94	94	94	95	94	88
Drunkenness	100	100	100	100	100	100	100	100	100	100
Other	95	97	98	97	97	97	97	96	96	94

1. See Annex 7.5

2. See Annex 7.17

Crimes and offences recorded by police force area, 2004/05

Table 4a
Number

Crime / Offence group	SCOTLAND							Total crimes and offences
	Central Dumfries & Galloway	Fife	Grampian	Lothian & Borders	Northern	Strathclyde	Tayside	
Total crimes	19,816	34,862	40,956	84,116	15,660	200,159	31,845	438,093
Non-sexual crimes of violence	488	188	868	2,292	494	9,082	634	14,700
Serious assault etc ¹	287	143	329	846	285	5,180	313	7,768
Robbery	69	34	221	637	52	2,326	179	3,736
Other	132	11	107	809	157	1,576	142	3,196
Crimes of indecency	247	106	858	1,339	345	3,446	467	7,324
Rape & Attempted Rape ²	56	22	102	86	289	65	416	1,109
Indecent Assault ²	72	17	143	167	305	62	626	1,497
Lewd and indecent behaviour	109	61	237	320	604	165	1,048	2,786
Other	10	6	34	285	141	1,356	47	1,932
Crimes of dishonesty	9,165	4,983	18,188	22,409	47,491	86,065	15,541	210,365
Housebreaking	1,646	601	3,131	3,930	6,141	16,489	2,306	34,959
Theft by opening a lockfast place (OLP)	360	281	811	1,164	1,559	301	2,821	7,849
Theft from a motor vehicle by (OLP)	592	192	1,901	1,790	4,757	106	9,649	20,403
Theft of a motor vehicle	605	253	1,057	1,042	3,679	321	7,835	15,633
Shoplifting	1,448	624	2,307	2,931	4,668	971	12,782	28,534
Other theft	3,284	1,778	6,928	9,031	17,819	2,896	29,998	77,586
Fraud	781	1,066	1,296	1,630	7,242	934	4,200	18,307
Other	449	188	757	891	1,626	2,291	613	7,094
Fire-raising, vandalism etc	5,784	3,596	11,428	11,474	5,102	60,080	8,504	128,566
Fire-raising	205	117	467	509	137	2,282	305	4,698
Vandalism etc	5,579	3,479	11,131	10,919	21,798	4,965	57,798	123,868
Other crimes	4,132	1,806	3,906	5,393	10,520	3,196	41,486	77,138
Crimes against public justice	1,771	748	1,610	1,724	3,509	1,179	12,205	25,615
Handling an offensive weapon	409	117	271	615	1,080	287	6,407	9,545
Drugs	1,951	935	2,024	3,037	5,914	1,722	22,790	41,823
Other	1	6	17	17	8	84	21	155
Total offences	30,585	30,868	37,911	60,546	121,042	26,546	266,941	632,982
Miscellaneous offences	10,437	5,444	13,802	20,469	22,376	10,610	117,596	214,302
Petty assault ¹	3,848	2,100	5,677	7,527	12,664	3,340	34,751	73,711
Breach of the peace	4,761	2,677	5,793	9,845	7,433	5,360	47,555	89,920
Drunkenness	129	91	470	325	279	733	4,644	7,234
Other	1,699	576	1,862	2,772	2,000	1,177	30,646	43,437
Motor vehicle offences	20,148	25,424	24,109	40,077	98,666	15,936	149,345	418,680
Dangerous and careless driving	461	491	656	3,092	938	986	5,289	13,062
Drunk driving	596	238	659	1,333	1,619	881	4,755	11,061
Speeding	7,128	19,184	11,320	22,083	61,486	6,150	60,312	210,120
Unlawful use of vehicle	3,926	2,374	6,356	5,855	9,402	3,088	32,923	71,094
Vehicle defect offences	3,399	679	1,106	2,482	6,077	2,479	7,840	27,022
Other	4,638	2,458	4,012	5,232	19,144	2,352	38,226	86,321
Total crimes and offences	50,401	41,547	73,773	101,502	205,158	42,206	467,100	1,071,075

1. See Annex Note 7.5.

2. See Annex Note 7.17.

Crimes and offences recorded by police force area per 10,000 population, 2004/05

Table 4b

Crime / Offence group	Rate per 10,000 population					Rate per 10,000 population		SCOTLAND
	Central Galloway	Dumfries & Galloway	Fife	Grampian Borders	Lothian & Borders	Northern Strathclyde	Tayside	
Total crimes	703	722	983	782	938	561	907	821
Non-sexual crimes of violence	17	13	18	17	26	18	41	16
Serious assault etc ¹	10	10	9	7	9	10	23	8
Robbery	2	2	6	4	7	2	11	5
Other	5	1	3	5	9	6	7	4
Crimes of indecency	9	7	15	16	15	12	16	12
Rape & Attempted Rape ²	2	1	3	2	3	2	2	2
Indecent Assault ²	3	1	4	3	3	2	3	3
Lewd and indecent behaviour	4	4	7	6	7	6	5	6
Other	0	0	1	5	2	2	6	1
Crimes of dishonesty	325	337	513	428	529	234	390	401
Housebreaking	58	41	88	75	68	26	75	59
Theft by opening a lockfast place (OLP)	13	19	23	22	17	11	13	14
Theft from a motor vehicle by (OLP)	21	13	54	34	53	4	44	36
Theft of a motor vehicle	21	17	30	20	41	12	36	22
Shoplifting	51	42	65	56	52	35	58	72
Other theft	116	120	195	172	199	104	136	151
Fraud	28	72	37	31	81	33	19	30
Other	16	13	21	17	18	10	10	16
Fire-raising, vandalism etc	205	243	327	218	251	183	272	219
Fire-raising	7	8	13	10	8	5	10	8
Vandalism etc	198	235	314	208	243	178	262	211
Other crimes	146	122	110	103	117	115	188	173
Crimes against public justice	63	51	45	33	39	42	55	74
Handling an offensive weapon	14	8	8	12	12	10	29	9
Drugs	69	63	57	58	66	62	103	89
Other	*	0	-	*	*	*	*	1
Total offences	1,084	2,087	1,069	1,155	1,349	951	1,210	1,509
Miscellaneous offences	370	368	389	391	249	380	533	350
Petty assault ¹	136	142	160	144	141	120	158	98
Breach of the peace	169	181	163	188	83	192	216	167
Drunkenness	5	6	13	6	3	26	21	15
Other	60	39	53	53	22	42	139	70
Motor vehicle offences	714	1,719	680	765	1,100	571	677	1,159
Dangerous and careless driving	16	33	18	59	10	35	24	30
Drunk driving	21	16	19	25	18	32	22	25
Speeding	253	1,297	319	421	685	220	273	579
Unlawful use of vehicle	139	160	179	112	105	111	149	185
Vehicle defect offences	121	46	31	47	68	89	36	76
Other	164	166	113	100	213	84	173	264
Total crimes and offences	1,787	2,809	2,052	1,937	2,287	1,513	2,118	2,330
								1,246

1. See Annex Note 7.5.

2. See Annex Note 7.17.

Crimes and offences recorded per 10,000 population, percentage change in total number recorded and percentage cleared up by police force area, 2004/05

Table 5

	Central Dumfries & Galloway					Fife		Grampian		Lothian & Borders		Northern Strathclyde		Tayside SCOTLAND																																																																																																																																																									
	19,816	10,679	34,862	40,956	84,116	15,660	200,159	31,845	438,093	30,585	30,868	37,911	60,546	121,042	26,546	632,982	58,543	632,982	50,401	41,547	72,773	101,502	205,158	42,206	467,100	90,388	1,071,075																																																																																																																																												
	<i>Crimes and offences per 10,000 population</i>																																																																																																																																																																						
Total crimes	703	722	983	782	938	561	907	821	863	17	13	18	17	26	18	41	16	29	9	7	15	16	15	12	16	12	14	325	337	513	428	529	234	390	401	414	205	243	327	218	183	272	219	253	146	122	110	103	117	115	188	173	152	1,084	2,087	1,069	1,155	1,349	951	1,210	1,509	1,246																																																																																																									
Miscellaneous offences	370	368	389	391	249	380	350	422	714	1,719	680	765	1,100	571	1,159	824	1,787	2,809	2,052	1,937	2,287	1,513	2,118	2,330	2,109	0.4	1.8	7.0	5.4	4.1	7.7	7.0	5.8	-3.2	-10.0	0.8	-8.7	-11.1	11.3	-2.1	9.3	-3.2	-7.8	-20.3	2.4	17.1	1.5	6.2	14.6	-6.0	7.9	-9.0	5.9	0.7	-0.4	4.9	4.9	-1.3	5.9	-0.3	19.2	3.6	25.8	22.1	18.9	22.8	31.5	5.2	23.9	2.1	-8.3	-5.4	1.5	0.5	-5.8	-1.0	7.0	-0.5	Total offences	-12.1	28.0	7.5	4.9	22.2	3.2	-2.0	0.1	4.2	18.0	9.2	33.2	36.9	15.8	13.8	18.8	-4.5	18.4	-22.4	32.9	-3.3	-6.3	23.7	-2.9	-13.9	1.6	-1.9	Total crimes and offences	-7.6	20.1	7.2	5.1	14.0	4.8	1.6	2.1	4.8	61	89	76	65	59	92	51	86	59	94	66	78	62	71	82	76	94	75	53	61	44	25	40	54	32	46	37	47	41	24	15	17	42	17	32	41	21	94	100	98	98	98	92	91	85	66	78	95	95	83	83
	<i>Percentage change in total number recorded, 2003/04 - 2004/05</i>																																																																																																																																																																						
Total crimes	61	61	44	33	42	60	43	55	45	94	89	76	65	59	92	51	86	59	89	66	78	62	71	82	76	94	75	53	61	44	25	40	54	32	46	37	47	41	24	15	17	42	17	32	41	21	94	100	98	98	98	92	91	85	66	78	95	95	83	83																																																																																																											
	<i>Percentage cleared up</i>																																																																																																																																																																						

Number of crimes recorded by the police and percentage cleared up by council area, 2004/05

Table 6

Council area	Number & Percentage						
	Non - sexual crimes of violence	Crimes of indecency	Crimes of dishonesty	Fire - raising, vandalism, etc.	Other crimes	Total crimes	Percentage of crimes cleared up
Aberdeen City	543	495	14,862	5,641	3,034	24,575	31
Aberdeenshire	224	229	5,216	3,904	1,416	10,989	32
Angus	102	120	2,442	2,105	1,073	5,842	54
Argyll & Bute	182	83	2,116	1,941	1,039	5,361	42
Clackmannanshire	110	44	1,412	1,101	804	3,471	68
Dumfries & Galloway	188	106	4,983	3,596	1,806	10,679	61
Dundee City	368	251	9,229	3,999	3,551	17,398	53
East Ayrshire	370	130	4,082	3,070	1,562	9,214	45
East Dunbartonshire	166	37	2,222	2,021	879	5,325	35
East Lothian	122	92	2,130	1,979	621	4,944	39
East Renfrewshire	150	27	1,946	1,843	595	4,561	28
Edinburgh, City of	1,468	792	32,418	11,243	6,138	52,059	39
Eilean Siar	40	36	349	277	207	909	73
Falkirk	235	133	4,932	3,178	1,973	10,451	59
Fife	654	516	18,188	11,598	3,906	34,862	44
Glasgow City	4,530	1,966	34,024	19,290	18,204	78,014	44
Highland	419	275	5,747	4,307	2,723	13,471	58
Inverclyde	320	59	3,391	2,352	1,905	8,027	42
Midlothian	161	90	4,599	2,589	780	8,219	50
Moray	101	134	2,331	1,883	943	5,392	39
North Ayrshire	383	165	4,612	3,920	2,120	11,200	45
North Lanarkshire	860	370	10,170	8,395	5,432	25,227	44
Orkney Islands	7	11	193	269	94	574	76
Perth & Kinross	164	96	3,870	2,400	2,075	8,605	59
Renfrewshire	594	171	8,123	4,192	2,143	15,223	34
Scottish Borders	159	133	2,335	2,070	1,208	5,905	62
Shetland Islands	28	23	234	249	172	706	70
South Ayrshire	267	109	3,473	2,615	1,277	7,741	47
South Lanarkshire	814	224	8,108	7,170	4,459	20,775	43
Stirling	143	70	2,821	1,505	1,355	5,894	61
West Dunbartonshire	446	105	3,798	3,271	1,871	9,491	44
West Lothian	382	232	6,009	4,593	1,773	12,989	40
SCOTLAND	14,700	7,324	210,365	128,566	77,138	438,093	45

Number of crimes recorded by the police per 10,000 population and crime index, by council area, 2004/05

Table 7

Council area	Number and Index						
	Non - sexual crimes of violence	Crimes of indecency	Crimes of dishonesty	Fire - raising, vandalism, etc.	Other crimes	Total crimes	Index (Scotland =100)
Aberdeen City	27	24	730	277	149	1,208	140
Aberdeenshire	10	10	224	168	61	472	55
Angus	9	11	225	194	99	538	62
Argyll & Bute	20	9	232	213	114	588	68
Clackmannanshire	23	9	293	228	167	720	83
Dumfries & Galloway	13	7	337	243	122	722	84
Dundee City	26	18	651	282	250	1,226	142
East Ayrshire	31	11	341	256	130	770	89
East Dunbartonshire	16	3	209	190	82	500	58
East Lothian	13	10	233	216	68	540	63
East Renfrewshire	17	3	217	206	66	509	59
Edinburgh, City of	32	17	715	248	135	1,148	133
Eilean Siar	15	14	133	105	79	346	40
Falkirk	16	9	334	216	134	709	82
Fife	18	15	513	327	110	983	114
Glasgow City	78	34	589	334	315	1,350	157
Highland	20	13	272	204	129	637	74
Inverclyde	39	7	411	285	231	974	113
Midlothian	20	11	578	325	98	1,032	120
Moray	12	15	266	215	108	615	71
North Ayrshire	28	12	339	288	156	823	95
North Lanarkshire	27	11	315	260	168	782	91
Orkney Islands	4	6	99	138	48	294	34
Perth & Kinross	12	7	281	175	151	626	73
Renfrewshire	35	10	476	246	126	892	103
Scottish Borders	15	12	214	189	111	540	63
Shetland Islands	13	10	107	113	78	322	37
South Ayrshire	24	10	311	234	114	692	80
South Lanarkshire	27	7	265	235	146	680	79
Stirling	17	8	327	174	157	682	79
West Dunbartonshire	48	11	413	356	203	1,032	120
West Lothian	23	14	369	282	109	798	92
SCOTLAND	29	14	414	253	152	863	100

Number of crimes recorded by the police, rate per 10,000 population and index of rate for selected crimes by council area, 2004/05

Table 8

Council area	Number					Rate per 10,000 population					Index of rate per 10,000 population				
	Serious assault	Offensive weapons	Domestic housebreaking	Vandalism ¹	All crimes	Serious assault	Offensive weapons	Domestic housebreaking	Vandalism ¹	All crimes	Serious assault	Offensive weapons	Domestic housebreaking	Vandalism ¹	All crimes
Aberdeen City	191	329	2,068	5,335	24,575	9	16	102	262	1,208	70	86	219	111	140
Aberdeenshire	88	182	472	3,699	10,989	4	8	20	159	472	28	42	44	67	55
Angus	42	62	193	2,008	5,842	4	6	18	185	538	29	30	38	78	62
Argyll & Bute	107	109	251	1,827	5,361	12	12	28	200	588	88	64	59	85	68
Clackmannanshire	48	83	222	1,029	3,471	10	17	46	213	720	75	92	99	90	83
Dumfries & Galloway	131	117	395	3,337	10,679	9	8	27	226	722	66	42	57	96	84
Dundee City	116	182	1,216	3,716	17,398	8	13	86	262	1,226	61	68	184	111	142
East Ayrshire	240	218	584	2,806	9,214	20	18	49	234	770	150	97	105	99	89
East Dunbartonshire	101	118	315	1,842	5,325	9	11	30	173	500	71	59	64	73	58
East Lothian	46	52	186	1,885	4,944	5	6	20	206	540	38	30	44	87	63
East Renfrewshire	70	123	374	1,749	4,561	8	14	42	195	509	59	73	90	83	59
Edinburgh, City of	402	625	2,900	10,832	52,059	9	14	64	239	1,148	66	73	137	101	133
Eilean Siar	12	10	12	268	909	5	4	5	102	346	34	20	10	43	40
Falkirk	111	203	592	2,972	10,451	8	14	40	202	709	56	73	86	85	82
Fife	242	271	2,363	10,856	34,862	7	8	67	306	983	51	41	143	130	114
Glasgow City	2,187	3,184	4,004	17,265	78,014	38	55	69	299	1,350	284	293	149	127	157
Highland	201	252	373	4,156	13,471	10	12	18	197	637	71	63	38	83	74
Inverclyde	194	308	495	2,095	8,027	24	37	60	254	974	176	199	129	108	113
Midlothian	60	84	298	2,464	8,219	8	11	37	310	1,032	56	56	81	131	120
Moray	48	104	186	1,788	5,392	5	12	21	204	615	41	63	46	86	71
North Ayrshire	215	297	653	3,652	11,200	16	22	48	268	823	118	116	103	114	95
North Lanarkshire	441	632	1,223	7,686	25,227	14	20	38	238	782	102	104	81	101	91
Orkney Islands	6	4	11	265	574	3	2	6	136	294	23	11	12	58	34
Perth & Kinross	65	115	320	2,277	8,605	5	8	23	166	626	35	44	50	70	73
Renfrewshire	298	380	1,026	3,855	15,223	17	22	60	226	892	131	119	129	96	103
Scottish Borders	70	115	158	1,966	5,905	6	11	14	180	540	48	56	31	76	63
Shetland Islands	21	21	15	235	706	10	10	7	107	322	72	51	15	45	37
South Ayrshire	157	107	327	2,487	7,741	14	10	29	222	692	105	51	63	94	80
South Lanarkshire	442	641	1,065	6,765	20,775	14	21	35	222	680	108	112	75	94	79
Stirling	53	123	335	1,381	5,894	6	14	39	160	682	46	76	83	68	79
West Dunbartonshire	219	290	482	2,955	9,491	24	32	52	321	1,032	178	168	113	136	120
West Lothian	151	204	499	4,402	12,989	9	13	31	270	798	70	67	66	115	92
SCOTLAND	6,775	9,545	23,613	119,855	438,093	13	19	46	236	863	100	100	100	100	100

1. Includes vandalism, malicious damage and malicious mischief only.

Crimes and offences recorded and cleared up by the police, Scotland, 2000/01 - 2004/05

Table A1

Number and Percentage

	2000/01	2001/02	2002/03	2003/04	2004/05
Police strength at 31 March (whole-time equivalent - WTE)	15,059	15,143	15,361	15,583	16,018
Number of crimes recorded	418,494	426,249	418,281	414,221	438,093
<i>Crimes recorded per 1,000 population</i>	83	84	83	82	86
<i>Crimes recorded per WTE police officer</i>	28	28	27	27	27
Number of crimes cleared up	185,557	190,845	193,145	196,480	195,203
<i>Crimes cleared up as % of those recorded</i>	44	45	46	47	45
<i>Crimes cleared up per WTE police officer</i>	12	13	13	13	12
Number of offences recorded	494,989	526,071	517,545	607,621	632,982
<i>Offences recorded per 1,000 population</i>	98	104	102	120	125
<i>Offences recorded per WTE police officer</i>	33	35	34	39	40
Number of offences cleared up	473,147	504,219	494,980	583,686	589,451
<i>Offences cleared up per WTE police officer</i>	31	33	32	37	37

Crimes of indecency recorded by the police, Scotland, 1995/96 - 2004/05

Table A2

Number & Percentage

Crimes of indecency	1995/96	1996/97	1997/98	1998/99	1999/2000	2000/01	2001/02	2002/03	2003/04	2004/05	% change 03-04-04/05
<i>Sexual assault :</i>											
Rape ¹	414	469	596	607	586	549	631	743	845	900	7
Assault with intent to rape	167	164	168	190	169	141	157	181	192	209	9
Indecent assault	1,112	1,122	1,271	1,348	1,139	1,034	1,249	1,354	1,436	1,497	4
<i>Lewd and indecent behaviour :</i>											
Lewd and libidinous practices	1,256	1,426	1,916	1,850	1,384	1,589	1,584	1,970	1,790	1,928	8
Indecent exposure	1,304	1,067	1,100	1,021	935	767	820	800	803	858	7
<i>Other :</i>											
Incest	62	89	77	70	40	48	43	36	36	27	-25
Illegal Homosexual acts	111	147	193	134	179	141	108	130	152	117	-23
Sexual intercourse with girl under 16	288	262	283	240	205	167	169	269	277	321	16
Offences relating to prostitution	983	1,118	1,748	1,564	1,204	1,269	1,184	1,092	1,216	1,391	14
Other crimes of indecency	43	77	62	47	41	22	49	48	39	76	95
TOTAL	5,740	5,941	7,414	7,071	5,882	5,727	5,994	6,623	6,786	7,324	111

1. Between 1992 and 1998, Grampian Police included attempted rape in their figures for rape.

Theft by housebreaking (including attempts and housebreaking with intent), 1995/96 - 2004/05

Table A3

Number & Percentage

	1995/96	1996/97	1997/98	1998/99	1999/2000	2000/01	2001/02	2002/03	2003/04	2004/05	% change 03/04 - 04/05
Total	71,995	61,636	55,636	55,784	52,863	47,729	45,515	40,586	36,432	34,959	-4
Domestic :	43,567	39,774	37,017	37,482	35,654	32,172	30,593	27,341	24,646	23,613	-4
<i>Dwelling</i>	33,213	30,845	28,350	28,433	26,959	24,307	22,742	20,196	18,231	17,368	-5
<i>Non-dwelling</i>	10,354	8,929	8,667	9,049	8,695	7,865	7,851	7,145	6,415	6,245	-3
Other	28,428	21,862	18,619	18,302	17,209	15,557	14,922	13,245	11,786	11,346	-4
<i>Percentage domestic</i>	61%	65%	67%	67%	67%	67%	67%	67%	68%	68%	

Theft by housebreaking (including attempts and housebreaking with intent) by police force area, 2004/05

Table A4

Police force area	Number & Percentage			
	Domestic : Dwelling	Domestic : Non-dwelling	Other	Percentage domestic
Central	771	378	497	70%
Dumfries & Galloway	272	123	206	66%
Fife	1,455	908	768	75%
Grampian	1,969	757	1,204	69%
Lothian & Borders	2,811	1,230	2,100	66%
Northern	300	111	304	57%
Strathclyde	8,548	2,251	5,690	65%
Tayside	1,242	487	577	75%
Scotland	17,368	6,245	11,346	68%

Theft of and from motor vehicles recorded by the police, 1995/96 - 2004/5

Table A5

Crime category	Number & Percentage										% change 03/04 - 04/05
	1995/96	1996/97	1997/98	1998/99	1999/2000	2000/01	2001/02	2002/03	2003/04	2004/05	
Theft from motor vehicle of which :	71165	60450	50225	49723	48076	40942	41348	38525	34474	27921	
Theft by opening a lockfast place (OLP)	40,141	34,158	28,412	27,927	27,423	23,565	23,628	22,536	20,287	15,012	-26
OLP with intent to steal	13,085	10,537	8,131	8,147	7,371	5,667	6,201	5,293	4,424	3,367	-24
Attempted theft OLP	4,953	4,228	3,285	3,402	3,209	2,769	2,830	2,532	2,128	2,024	-5
Other theft	12,986	11,527	10,397	10,247	10,073	8,941	8,689	8,164	7,635	7,518	-2
Theft of motor vehicle	28,544	25,206	21,891	22,920	22,370	19,883	18,215	16,486	14,011	12,339	-12
Attempted theft of motor vehicle	8,612	7,298	5,966	6,370	6,511	5,672	4,931	4,395	3,593	3,294	-8
Total motor vehicle theft	108,321	92,954	78,082	79,013	76,957	66,497	64,494	59,406	52,078	43,554	-16

Drugs crimes recorded by the police, Scotland, 1995/96 - 2004/05

Table A6

Crime category	Number & Percentage										% change 03/04 - 04/05
	1995/96	1996/97	1997/98	1998/99	1999/2000	2000/01	2001/02	2002/03	2003/04	2004/05	
Illegal importation of drugs	17	39	24	32	7	1	4	3	4	1	-75
Illegal cultivation of drugs	308	287	220	184	106	131	144	205	249	254	2
Possession of drugs with intent to supply	7,865	7,057	7,823	8,690	8,032	9,024	10,130	9,940	9,284	9,078	-2
Possession of drugs	17,247	18,088	21,096	23,515	21,776	22,470	26,188	30,510	32,463	32,268	-1
Drugs, money laundering related offences	-2	0	0	0	1	0	0	0	0	0	0
Drugs, other offences	304	283	272	398	452	455	284	280	275	222	-19
Total	25,739	25,754	29,435	32,819	30,374	32,081	36,750	40,938	42,275	41,823	*

7. Notes on statistics used in this bulletin

Returns

- 7.1 The statistical return from which most of the figures in this bulletin are taken is a simple count of the numbers of crimes and offences recorded and cleared up by the police. Only returns from the eight Scottish home forces are included in this bulletin. One return is made for each council in Scotland and these are aggregated to give a national total. Amendments (such as the deletion of incidents found on investigation not to be criminal) which arise after the end of the calendar year are not incorporated.
- 7.2 In 1993 information was collected for the first time from other police forces, such as the British Transport Police. This practice has been continued, but these figures have **not** been included in the main body of the bulletin. Thus, in addition to those crimes and offences referred to throughout the bulletin there were, in total, 3,728 crimes and 6,516 offences recorded by the British Transport Police, Ministry of Defence and Civil Nuclear Constabulary (previously known as the UK Atomic Energy Authority) in 2004/05. The crime clear-up rate was 26 per cent and the offences clear-up rate was 35 per cent.
- 7.3 The figures included in the motor vehicle offences group do not include *stationary* motor vehicle offences dealt with by the issue of a fixed penalty ticket (some 142,951 offences, mostly parking, in 2003). However, offences dealt with under the vehicle defect rectification scheme and offences for which the procurator fiscal offers a fixed penalty are included in the figures. In addition to this, *moving* traffic offences which are the subject of a police conditional offer of a fixed penalty are also included, e.g. speeding, traffic directions offences.

Recording issues

- 7.4 In one criminal incident, several crimes or offences may occur - e.g. a house may be broken into and vandalised and the occupants assaulted. In multiple offence incidents, all the offences are counted rather than one for the incident as a whole; that is, the counting system is offence based rather than incident based. An offence may have more than one victim - for example in robberies - and be committed by more than one offender - e.g. some assaults and housebreakings. (Note that for murder, attempted murder and culpable homicide, the number of crimes recorded is equal to the number of the victims). Thus the statistics in this bulletin are not directly comparable with statistics on action taken against offenders, as one offence may lead to several persons being charged. Equally, an offender may be charged with several offences. The statistics for recorded number of crimes given in this bulletin are also not directly comparable with statistics collected in England and Wales for the recorded number of notifiable offences. This is mainly due to differences in the counting rules; for notifiable offences the counting system is, wherever possible victim based rather than offence based. The Home Office introduced new counting rules for notifiable offences, and expanded their coverage on 1 April 1998.
- 7.5 In Scotland, assault is a common law offence. In order to distinguish between serious and minor assaults (termed petty assault in the classification) police forces use a common definition of what is a serious assault.
- 7.6 Attempts to commit an offence are included in the statistics, in general in the same group as the substantive offence.

Reporting practices

- 7.7 These statistics do not of course reveal the incidence of all crime committed. Not all incidents are reported to the police. The Scottish Crime Survey, a survey of crime victims, suggested

that in Scotland victims reported 49 per cent of incidents to the police in 2002, compared with 58 per cent in 1999, 50 per cent in 1995 and 53 per cent in 1981. The two reasons most commonly given by victims for not reporting to the police were that the incident was considered by them to be too trivial or that the police could not have taken any action in any case.

- 7.8 Many offences, for example, speeding or possession of drugs, have no victim other than perhaps the perpetrator and are discovered and recorded as a result of police activity rather than by being reported to the police by the public. Hence the strength and deployment of the police forces mainly determine the numbers of such offences recorded.
- 7.9 Variations in police recording practice can also occur between areas over time. It is known, for example, that the introduction of computerised crime logging systems has resulted in improved recording of minor incidents in Scotland since 1975, and as such systems come to be more widely used and improved such effects will continue to occur.

Revision to recorded crime series: offending while on bail

- 7.10 Section 2 of the Criminal Justice (Scotland) Act 1995, which came into effect on 31 March 1996, amended the Bail etc. (Scotland) Act 1980 provisions relating to breach of bail conditions. Consolidation under the Criminal Procedure (Scotland) Act 1995 subsequently took place with the provisions relating to breach of bail conditions contained in section 27 of this Act.
- 7.11 The revisions made by the Criminal Justice (Scotland) Act 1995 included one change that impacted on the recording of crimes by the police. Under the 1980 Act, breaching the bail condition that no further offences would be committed while on bail was treated as an offence in its own right. The 1995 Act changed this; breaching this condition ceased to be a separate offence. Under the new provisions (which have applied since April 1996), if an accused commits a further offence while on bail then it is taken into account in sentencing for that offence. The court is now required, in determining sentence, to have regard to the fact that the offence was committed while on bail and may impose a more severe sentence than it would otherwise have done for the conviction. The new provisions under the Criminal Justice (Scotland) Act 1995 apply to any bail order made on or after 31 March 1996.
- 7.12 The recorded crime series was revised to remove all crimes of "offending while on bail" from the historical data (1983-1995) to enable comparisons over time to be made. Full details of the changes can be found in the statistical bulletin "*Recording of Offending while on Bail, Scotland*", CrJ/1997/1.

Crimes and offences cleared up

- 7.13 The definition of "cleared up" is noted below. This definition came into force with effect from 1 April 1996.

A crime or offence is regarded as cleared up where there exists a sufficiency of evidence under Scots law, to justify consideration of criminal proceedings notwithstanding that a report is not submitted to the procurator fiscal because either

(i) by standing agreement with the procurator fiscal, the police warn the accused due to the minor nature of the offence, or

(ii) reporting is inappropriate due to the non-age of the accused, death of the accused or other similar circumstances.

For some types of crime or offence the case is cleared up immediately because the offender is "caught in the act", e.g. motoring offences. In Scots law, the confession of an accused person to a crime would not in general be sufficient to allow a prosecution to be taken as corroborative evidence is required. Thus, a case cannot be regarded as "cleared up" on the basis of a confession alone. In some cases there is sufficient evidence but a prosecution cannot be brought, for example, because the accused has left the country. In such cases, the offender is said to have been traced and the crime is regarded as cleared up. The other terms in the definition describe the various actions that must be taken by the police against offenders.

- 7.14 Certain motor vehicle offences are not always recorded in cases where police forces are unable to clear-up the offence (e.g. speeding offences where the driver is untraceable). Clear-up rates for motor vehicle offences in these circumstances are artificial. Thus, clear-up *rates* for the motor vehicle group and clear-up *rates* for Total Offences and Total Crimes and Offences (which include motor vehicle offences) are not included in the bulletin. However, the *number* of motor vehicle offences cleared up is still included.
- 7.15 Clear-up rates in excess of 100 per cent can arise where offences recorded in one year are cleared up during the following year.

Classification

- 7.16 Contraventions of Scottish criminal law are divided for statistical purposes into crimes and offences. The term "crime" is *generally* used for the more serious criminal acts; the less serious are termed "offences", although the term "offence" may also be used in relation to serious breaches of criminal law. The distinction is made only for working purposes and the "seriousness" of the offence is *generally* related to the maximum sentence that can be imposed.
- 7.17 The category of sexual assault was split into "rape & attempted rape" and "indecent assault" with effect from 2001, allowing the police Statutory Performance Indicator of serious violent crime to be readily calculated. The Statutory Performance Indicator of serious violent crime includes all "non-sexual crimes of violence" and "rape & attempted rape".
- 7.18 The detailed classification of crimes and offences used by The Scottish Executive to collect criminal statistics contains about 360 codes. These are grouped in the bulletin as shown on page 42.
- 7.19 The following symbols are used throughout the tables in this bulletin
- Nil * less than 0.5
- 7.20 Clearly, only a limited selection of tables can be included in any statistical bulletin. Further analyses of recorded crime statistics can be supplied on request once the bulletin is published. This includes available information relating to time periods other than those covered in the bulletin. In certain cases a fee is charged. For details of what can be provided please telephone Mrs Anne Reilly on 0131 244 2635 or e-mail: anne.reilly@scotland.gsi.gov.uk

Scottish Crime Survey

- 7.21 the main findings from the 2003 Scottish Crime Survey were published in the report “*Scottish Crime Survey 2003*”. A number of modular reports addressing specific crime-related issues, which are based on the data gathered for the 2000 SCS, are also available. These reports refer to domestic abuse, drug misuse, young people and crime, the experiences of victims of crime, housebreaking, vehicle crime and violent crime.

Further information

- Crime and Criminal Justice Research Findings No. 51 “*The 2000 Scottish Crime Survey: First Results*”
- The 2000 Scottish Crime Survey: Analysis of the Ethnic Minority Booster Sample
- The 2000 Scottish Crime Survey: Overview Report
- Domestic Abuse: Findings from the 2000 Scottish Crime Survey
- Drug Misuse in Scotland: Findings from the 2000 Scottish Crime Survey
- Housebreaking in Scotland: Findings from the 2000 Scottish Crime Survey
- Impact of Crime on Victims: Findings from the 2000 Scottish Crime Survey
- Vehicle Crime in Scotland: Findings from the 2000 Scottish Crime Survey
- Violence in Scotland: Findings from the 2000 Scottish Crime Survey
- Young People and Crime in Scotland: Findings from the 2000 Scottish Crime Survey

All of the above can be found on the Scottish Executive web site – www.scotland.gov.uk

For more information about the Scottish Crime Survey, please contact Korin Lebov: Telephone 0131 244 4046 or e-mail Korin.lebov@scotland.gsi.gov.uk

CLASSIFICATION OF CRIMES AND OFFENCES

Group

CRIMES

Non-Sexual Crimes Of Violence

(Also referred to as **Violence**)

Serious assault etc. -

Includes murder and culpable homicide (including the statutory crime of causing death by dangerous driving or causing death by careless driving while under the influence of drink or drugs). Furthermore, an assault is classified as **serious** if the victim sustained an injury resulting in detention in hospital as an in-patient or any of the following injuries whether or not he was detained in hospital: fractures, concussion, internal injuries, crushing, severe cuts or lacerations or severe general shock requiring medical treatment. Prior to 1990 the phrase "victim sustained" was followed by the phrase " (or owing to personal circumstances or the use of a weapon was likely to sustain) ".

Robbery -

Includes offences involving intent to rob.

Other -

Includes threats and extortion and cruel and unnatural treatment of children.

(Also referred to as **Indecency**).

Crimes of Indecency

Rape & Attempted Rape -

Comprises rape and assault with intent to rape.

Indecent Assault -

-

Lewd and indecent behaviour -
(Previously titled "Lewd and libidinous practices")

Comprises lewd and libidinous practices against children and indecent exposure.

Other -

Includes offences connected with prostitution.

Crimes Involving Dishonesty

(Also referred to as **Dishonesty**)

Housebreaking -

Includes commercial as well as domestic premises.

Theft by opening a lockfast place (OLP) -

-

Theft from a motor vehicle by (OLP) -

-

Theft of motor vehicle -

-

Shoplifting -

-

Other theft -

Includes theft of pedal cycles.

Fraud -

Includes statutory fraud.

Other –

Includes forgery, reset and embezzlement.

Fire-Raising, Vandalism Etc

(Also referred to as **Vandalism**)

Fire-raising –

-

Vandalism, etc. -

Includes malicious mischief, vandalism and reckless conduct with firearms.

Other Crimes

Crimes against public justice -

Includes perjury, resisting arrest, bail offences (other than absconding or re-offending) and wasting police time.

Handling offensive weapons -

Comprises carrying offensive weapons, restriction of offensive weapons legislation.

Drugs -

Includes importation, possession and supply of controlled drugs.

Other -

Includes conspiracy and explosives offences.

OFFENCES

Miscellaneous Offences

Petty Assault -

-

Breach of the peace -

-

Drunkenness -

-

Other -

Includes offences against local legislation, offences involving animals/plants, offences against liquor licensing laws and offences against environmental legislation.

Motor Vehicle Offences

Dangerous and careless driving -

Prior to 1992 this was known as "reckless and careless driving".

Drunk driving -

Comprises driving or in charge of motor vehicle while unfit through drink or drugs, blood alcohol content above limit and failing to provide breath, blood or urine specimens.

Speeding -

-

Unlawful use of vehicle -

Comprises driving while disqualified, without a licence, insurance, test certificate, vehicle tax and registration and identification offences.

Vehicle defect offences -

Comprises construction and use and lighting offences.

SCOTTISH EXECUTIVE STATISTICAL SERVICES

OUR AIM

The aim of the Statistical Service is to provide relevant and reliable information, analysis and advice that meet the needs of government, business and the people of Scotland.

OBJECTIVES

1. **To produce statistics and analysis relevant to user needs by**
 - Developing the range of statistics and analysis we produce;
 - Where practicable improving timeliness;
 - Providing more statistics disaggregated by age, gender and ethnicity;
 - Developing more data for small areas through the Neighbourhood Statistics project;
 - Contributing to production of comparable statistics across the UK and internationally.
2. **To ensure effective use of our statistics by**
 - Contributing more directly to policy processes inside and where possible outside government;
 - Improving access to and presentation of data and analysis;
 - Improving the advice provided on statistics.
3. **To work effectively with users and providers by**
 - Maintaining arrangements to consult and involve users and providers
 - Involving users and providers in planning developments in outputs and processes
4. **To develop the quality of statistics by**
 - Assuring and improving quality as an integral part of data collection and analysis and through regular reviews in line with National Statistics quality strategy;
 - Developing statistical methods, systems and classifications;
 - Working with the rest of the Government Statistical Service to develop joint approaches/solutions where appropriate.
5. **To assure the integrity of statistics by**
 - Maintaining and promoting integrity through implementation of the National Statistics Code of Practice and related protocols;
 - Safeguarding the confidentiality of data subjects.
6. **To ensure the efficient and effective delivery of statistics products and services by**
 - Making best use of all sources including administrative sources,
 - Minimising the burden on data providers through Survey Monitoring & Advice;
 - Ensuring value for money;
 - Making best use of Information and Communications Technology;
 - Working with other analysts;
 - Ensuring effective communication within the Statistician Group.
7. **To develop our workforce and competences**
 - Ensuring recruitment of staff with the necessary skills and potential;
 - Ensuring development of expertise amongst existing staff;
 - Promoting and upholding the standards of the statistics profession.

This is a National Statistics publication

"This is a National Statistics publication. It has been produced to high professional standards set out in the National Statistics Code of Practice and Release Practice Protocol.

http://www.statistics.gov.uk/about_ns/cop/default.asp

These statistics undergo regular quality assurance reviews to ensure that they meet customer needs. They are produced free from any political interference."

Details of pre-release access will be provided in the Scottish Executive Statistics Website under 'Forthcoming Releases'

Correspondence and enquiries

Enquiries on Recorded Crime in Scotland, 2004/05 should be addressed to:

Anne Reilly
 Scottish Executive Justice Department
 Analytical Services Division
 1 WR St Andrew's House
 EDINBURGH EH1 3DG
 Telephone: (0131) 244 2635; Fax (0131) 244 2623
 e-mail: anne.reilly@scotland.gsi.gov.uk

General enquiries on Scottish Executive statistics can be addressed to:

Ryan Stewart
 Office of the Chief Statistician
 Scottish Executive
 3 Floor West Rear, St Andrews House
 EDINBURGH EH1 3DG
 Telephone: (0131) 244 0442; Fax: (0131) 244 0335
 e-mail: statistics.enquiries@scotland.gsi.gov.uk

Advice on specific areas of Scottish Executive statistical work can be obtained from staff at the telephone numbers given below:

Scottish Executive Statistics contacts

Schools – qualifications	(0131) 244 0313
Schools – pupils and teachers	(0131) 244 1689
Further and Higher Education	(0141) 242 0273
The Economy	(0131) 244 2234
Labour market	(0141) 242 5446
Business	(0141) 242 5446
Income, Tax and Benefits	(0131) 244 2583
Local government finance	(0131) 244 7033
Environment, planning & local government staffing	(0131) 244 0445
Equality	(0131) 244 0442
Housing	(0131) 244 7236
Transport	(0131) 244 7255
Health	(0131) 244 3432
Community Care	(0131) 244 3777
Social Justice	(0131) 244 0442
Scottish Executive personnel	(0131) 244 3926
Agricultural census and labour force	(0131) 244 6150
Fisheries	(0131) 244 6441
Courts and law	(0131) 244 2227
Recorded crime and prisons	(0131) 244 2228

Other contacts for Scottish statistics

Forestry Commission	(0131) 314 6337
The Scottish Funding Councils for Higher and Further Education	(0131) 313 6575
General Register Office for Scotland - Vital statistics and publications - Population statistics, census statistics or digital boundary products	(0131) 314 4243 (0131) 314 4254

For **general enquiries about National Statistics** in the United Kingdom Government contact the National Statistics Public Enquiry Service on

020 7533 5888
 minicom: 01633 812399
 Email: info@statistics.gov.uk
 Fax: 01633 652747
 Letters: room DG/18, 1 Drummond Gate,
 LONDON SW1V 2QQ

You can also find National Statistics on the internet - go to **www.statistics.gov.uk**

If you would like to be consulted about new or existing statistical collections or to receive notification of forthcoming statistical publications, please register your statistical interest on the Scottish Executive ScotStat web site at **www.scotland.gov.uk/scotstat**

Current staff names, e-mail addresses and the publications listed below as well as a range of other statistical publications can be found on the Scottish Executive Web site at **www.scotland.gov.uk/stats**

Further information on the General Register Office for Scotland is available on the website **www.gro-scotland.gov.uk**

Most recent Justice Statistical Publications relating to the Crime and Justice theme

Ref no.	Title	Last published	Price
Statistics Release	Homicide in Scotland, 2003	November 2004	N/A
CrJ/2005/1	Criminal Justice Social Work Statistics, 2003-04	January 2005	£2.00
CrJ/2005/2	Domestic Abuse Recorded by the Police in Scotland, 1 January-31 December 2003	January 2005	£2.00
CrJ/2005/3	Fire Statistics Scotland, 2003	March 2005	£2.00
CrJ/2005/4	Criminal Proceedings in Scottish Courts, 2003	March 2005	£2.00
CrJ/2005/5	Firearm certificates statistics, Scotland, 2004	March 2005	£2.00
CrJ/2005/7	Reconvictions of offenders discharged from custody or given non-custodial sentences in 1999, Scotland	June 2005	£2.00
CrJ/2005/8	Prison Statistics Scotland, 2004/05	August 2005	£2.00
CrJ/2005/9	Domestic Abuse Recorded by the Police in Scotland, 1 January-31 December 2004	September 2005	£2.00
CrJ/2005/10	Recorded Crime in Scotland, 2004/05	October 2005	£2.00
CrJ/2005/11	Recorded Crimes and Offences Involving Firearms, Scotland, 2004/05	October 2004	£2.00

Additional copies of these publications may be purchased from **Scottish Executive Publication Sales, Blackwell's Bookshop, 53 South Bridge, Edinburgh, EH1 1YS**, Telephone: 0131 622 8283, Fax: 0131 622 8258. Cheques should be made payable to 'Blackwell's Bookshop'.

Complaints and suggestions

If you are not satisfied with our service, please write to the Chief Statistician, Mr Rob Wishart, 4 Floor East Rear, St Andrews House, Edinburgh, EH1 3DG, Telephone: (0131) 244 0302, e-mail rob.wishart@scotland.gsi.gov.uk. We also welcome any comments or suggestions that would help us to improve our standards of service.

ISSN 0264 1178
 ISBN 0 7559 2782 6

Price £2.00

ISBN 0-7559-2782-6



9 780755 927821

Crown Copyright

Brief extracts from the Crown Copyright material in this publication may be reproduced provided the source is fully acknowledged.