

# Statistics Publication Notice

Health and Care Series

ISSN 1479-7569 (*online*)

A National Statistics Publication for Scotland



## SECURE ACCOMMODATION STATISTICS 2007-08

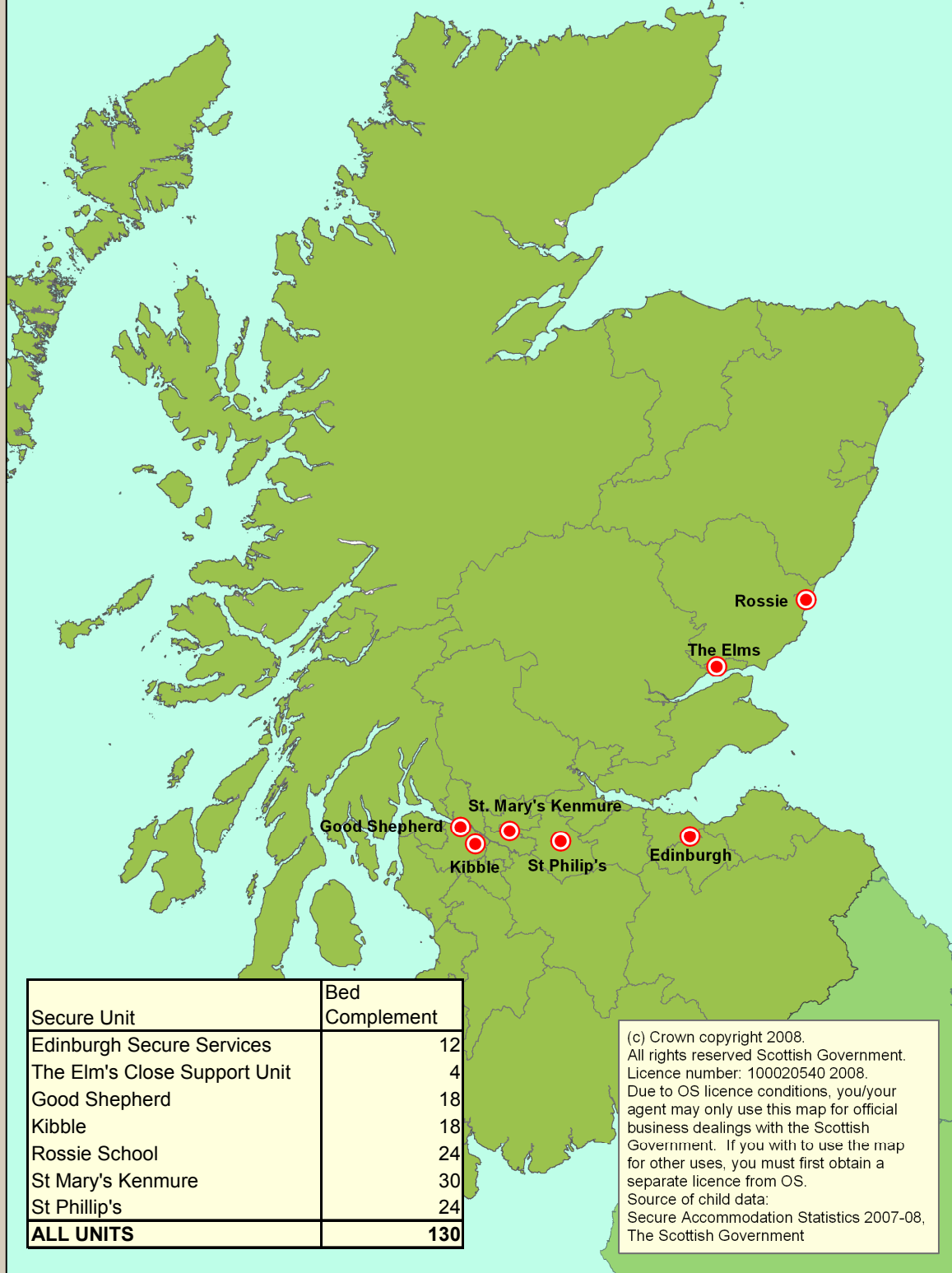
10 September 2008

Scotland's Chief Statistician today published [Secure Accommodation Statistics 2007-08](#). This publication presents new statistics obtained from the secure accommodation census which was completed by all secure units in Scotland.

The main findings are:

- During 2007-08 a new secure unit opened (Kibble), providing an additional 18 secure places. Therefore at 31<sup>st</sup> March 2008, seven secure units provided a total of 130 secure places (excluding emergency beds).
- St Mary's Kenmure was closed temporarily from 30<sup>th</sup> March 2008 after several children escaped on the night of Saturday 29<sup>th</sup> to Sunday 30<sup>th</sup> March. This reduced the number of available places on 31<sup>st</sup> March 2008 from 130 to 100.
- There was an average of 102 residents in secure accommodation throughout 2007-08, up from 94 in 2006-07.
- The average cost per bed per week was £4,500, ranging from £4,100 to £5,000.
- The proportion of children admitted at age 16 or over increased from 18 per cent in 2006-07 to 24 per cent in 2007-08.
- Thirty two per cent of young people discharged during 2007-08 had been in secure accommodation for less than 1 month.

## Secure Units in Scotland on 31 March 2008



Secure Unit	Bed Complement
Edinburgh Secure Services	12
The Elm's Close Support Unit	4
Good Shepherd	18
Kibble	18
Rossie School	24
St Mary's Kenmure	30
St Phillip's	24
<b>ALL UNITS</b>	<b>130</b>

(c) Crown copyright 2008.  
 All rights reserved Scottish Government.  
 Licence number: 100020540 2008.  
 Due to OS licence conditions, you/your agent may only use this map for official business dealings with the Scottish Government. If you wish to use the map for other uses, you must first obtain a separate licence from OS.  
 Source of child data:  
 Secure Accommodation Statistics 2007-08,  
 The Scottish Government

## **SECURE ACCOMMODATION UNITS – CAPACITY AND USAGE**

1. At 31<sup>st</sup> March 2008 there were seven secure units providing a total of 130 secure places (excluding emergency beds), of which 100 were available. (Table 1, Chart 1)
2. St. Mary's Kenmure was closed temporarily from 30<sup>th</sup> March 2008 after several children escaped on the night of Saturday 29<sup>th</sup> to Sunday 30<sup>th</sup> March. The remaining children were moved to other units. This reduced the number of available places on 31<sup>st</sup> March 2008 from 130 to 100.
3. As a result of the temporary closure of St. Mary's Kenmure, data on admissions and the number of young people in centres for 30<sup>th</sup> and 31<sup>st</sup> March will have been affected. This is because young people are counted in admissions for other centres on these dates without having been discharged from St. Mary's Kenmure. See background notes for details.
4. For 2007-08, St. Mary's Kenmure have included the emergency bed in their figures as they were not able to differentiate between emergency and non-emergency beds.
5. There was an average of 102 residents in secure accommodation throughout 2007-08, up from 94 the previous year. (Table 2)
6. The number of young people in secure accommodation throughout the year ranged from 90 to 118. (Table 2)
7. There were 346 admissions to secure accommodation in 2007-08. This is an increase of 13 per cent on 2006-07. There was also a 21 per cent increase in the number of discharges, to 335. (Table 2, Chart 1)
8. Kibble secure unit opened on 23<sup>rd</sup> July 2007 but this did not have an immediate effect on the overall occupancy of secure units. Occupancy was lowest during the year around the end of December and beginning of January, and reached a minimum of 90 on 9<sup>th</sup> and 10<sup>th</sup> January 2008. Occupancy was highest on 31<sup>st</sup> March 2008 at 118. However, some children were counted twice on 30<sup>th</sup> and 31<sup>st</sup> March as residents transferred from St. Mary's Kenmure to other units. Prior to this incident, occupancy was highest in November, reaching 112 on 8<sup>th</sup> November. (Chart 2)
9. Sixty nine per cent of young people in secure accommodation on 31<sup>st</sup> March 2008 were males. (Table 4)
10. Seventy seven per cent of young people in secure accommodation on 31<sup>st</sup> March 2008 had at least one known disability, and for 15 per cent of young people it was not known whether they had a disability. Of those young people with at least one known disability, 95 per cent were known to have social, emotional and behavioural difficulties and 19 per cent were known to have a mental health problem. (Table 4)

## **SECURE ACCOMMODATION UNITS – COSTS AND STAFFING**

11. The average cost per bed per week during 2007-08 was £4,500, ranging from £4,100 to £5,000. (Table 1)

12. On the 31<sup>st</sup> March 2008, there were 662 staff working across the secure estate, of which 36 were temporary. There were 51 vacancies, of which 31 had been vacant for more than three months. (Table 3)

### **YOUNG PEOPLE ADMITTED TO SECURE ACCOMMODATION**

13. Forty four per cent of children admitted to secure accommodation during the year were admitted when they were 15 years old. This is the same as the previous year. The proportion of children admitted at age 16 or over increased from 18 per cent in 2006-07 to 24 per cent in 2007-08. (Table 5)
14. Forty four per cent of young people admitted to secure accommodation during the year were previously living with parents, other relatives or friends. More females than males were admitted from foster care or a children's home, despite many more males than females being admitted overall. (Table 7)
15. The proportion of young people admitted to secure accommodation that were previously living with parents, other relatives or friends has increased almost constantly since 2000, to 44 per cent in 2007-08. (Table 8)

### **YOUNG PEOPLE DISCHARGED FROM SECURE ACCOMMODATION**

16. Thirty two per cent of young people discharged during 2007-08 had been in secure accommodation for less than 1 month, up one percentage point from the previous year. Five per cent had been in secure accommodation for more than 12 months, an increase of two percentage points since the previous year. (Table 5, Chart 3)
17. Forty two per cent of all young people leaving secure accommodation in 2007-08 returned to the same type of placement as they were in before being admitted. (Table 9)
18. Ninety four per cent of young people discharged during 2007-08 received medical care during their spell in secure accommodation. (Table 12, Chart 4)

#### **The following charts are available:**

Chart 1 – Places, admissions and discharges: 1999-00 to 2007-08

Chart 2 – Daily occupancy of secure estate: 1<sup>st</sup> April 2007 to 31<sup>st</sup> March 2008

Chart 3 – Length of stay on discharge as a percentage of young people discharged during the year ending 31<sup>st</sup> March, 2000 to 2008

Chart 4 – Percentage of young people discharged from secure accommodation who received medical care and agreed aftercare plan during spell in secure accommodation, and placement on discharge was as agreed in aftercare plan, by length of stay, 2007-08

#### **The following tables are available:**

Table 1: Secure accommodation establishments 2007-08

Table 2: Secure accommodation capacity and usage 2000-2008

Table 3: Secure accommodation staff as at 31<sup>st</sup> March 2008 and 31<sup>st</sup> March 2007

Table 4: Young people in secure accommodation on 31<sup>st</sup> March 2000-2008 by gender, age, disability and length of stay

Table 5: Young people admitted to or discharged from secure accommodation during the years ending 31<sup>st</sup> March 2000-2008 by age and length of stay

Table 6: Number of young people admitted to secure accommodation 2007-08 by local authority

Table 7: Young people admitted to secure accommodation: Placement prior to admission and reason for admission, by gender, 2007-08

Table 8: Placement prior to admission and placement on discharge for young people admitted to or discharged from secure accommodation in the years ending 31<sup>st</sup> March 2000-2008

Table 9: Percentage of young people discharged from secure accommodation whose placement on discharge was the same as placement prior to admittance, 2007-08

Table 10: Young people discharged from secure accommodation during 2007-08 by age and destination on discharge

Table 11: Number and percentage of young people discharged from secure accommodation during 2007-08 who received medical care during their stay

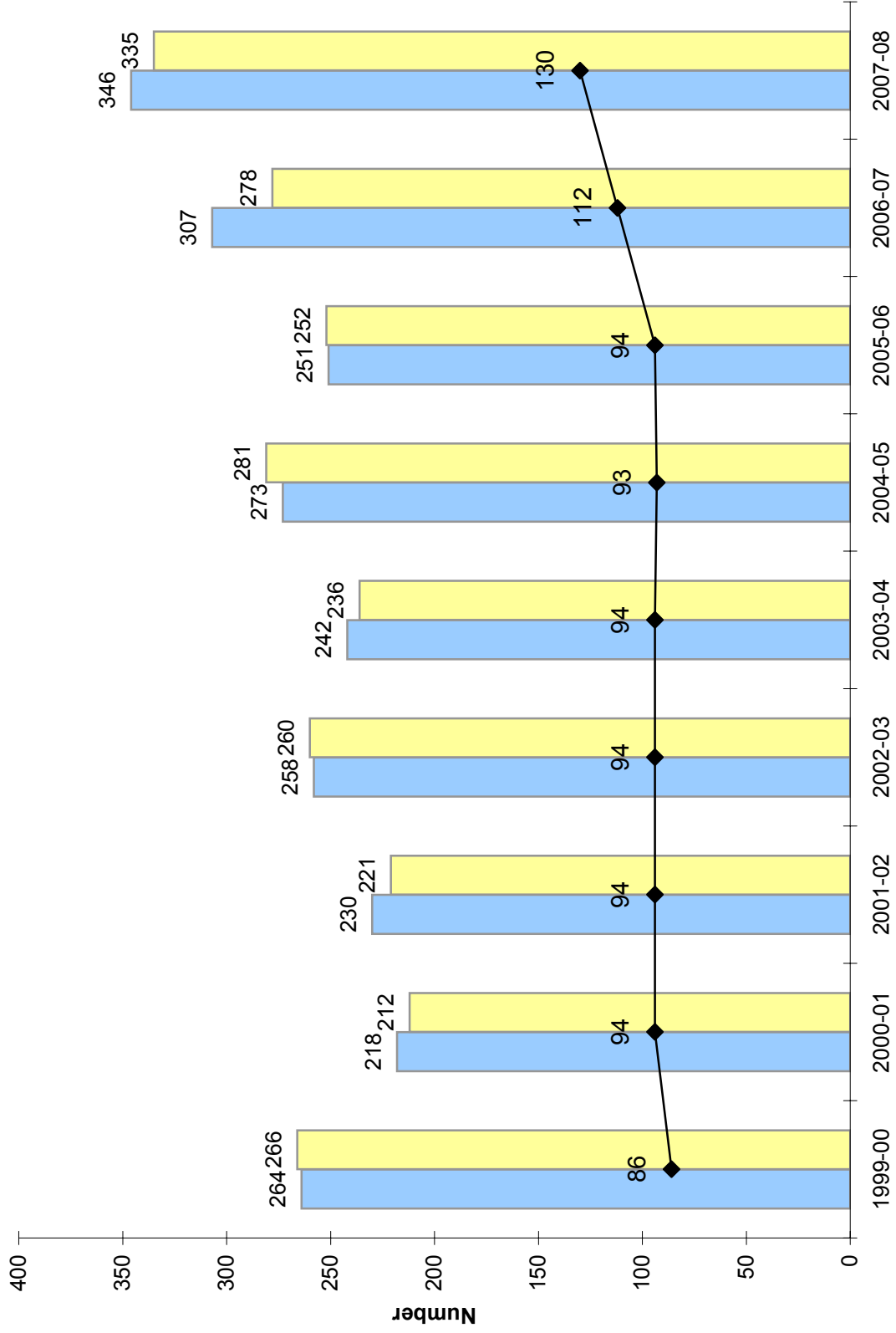
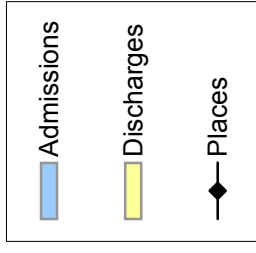
Table 12: Percentage of young people discharged from secure accommodation who received medical care and agreed aftercare plan during spell in secure accommodation, and placement on discharge was as agreed in aftercare plan, by length of stay, 2007-08

## **BACKGROUND NOTES**

- 1 The survey forms and guidance notes for data presented in this publication, and previous years' publications, can be seen at [www.scotland.gov.uk/childrenstats](http://www.scotland.gov.uk/childrenstats)
- 2 Kibble secure unit opened on 23<sup>rd</sup> July 2007 with 18 beds which increased the secure estate to 130 (excluding emergency beds). At 31<sup>st</sup> March, there were 100 beds available.
- 3 St. Mary's Kenmure temporarily closed from 30<sup>th</sup> March 2008 due to an incident that occurred on the night of Saturday 29<sup>th</sup> March and the early hours of Sunday 30<sup>th</sup> March which resulted in damage to the unit and a number of children escaping. The remaining children were moved to other secure units. This reduced the number of available places on 31<sup>st</sup> March 2008 from 130 to 100.
- 4 As a result of the temporary closure of St. Mary's Kenmure, data on admissions and the number of young people in centres for 30<sup>th</sup> and 31<sup>st</sup> March will have been affected. This is because young people are counted in admissions for other centres on these dates without having been recorded as discharged by St. Mary's Kenmure. For these two dates, occupancy figures are higher than they would have been in reality.
- 5 St. Mary's Kenmure has one emergency bed. Although this was not included in the total number of places available, young people staying in the emergency bed have been included for 2007-08 as the unit was not able to differentiate between the use of emergency and non-emergency beds.

- 6 The average number of young people in secure accommodation over the year is calculated using the dates of admission and discharge for every child.
- 7 Centres were asked to provide only the month and year of birth of young people admitted. In the 2007-08 data the young person's date of birth has been set to the 15<sup>th</sup> day of the month, so that on average young people's ages at admission will be correct. This was the same method as used in 2006-07.
- 8 We collect information on ethnicity of young people in secure but are unable to publish this due to some small numbers and data confidentiality issues.
- 9 Disability categories were based on ISD Health and Social Care Data Dictionary codes when the survey form was finalised in December 2006.
- 10 An error has been discovered in charts 2 and 3 of the 2006-07 publication for month of admission and discharge. For the charts, the fourth point corresponds to April 2007 (not July 2007) with all other months similarly affected. The points labelled for April to June 2007 are actually January to March 2008. The fifth bullet point on page 2 of the 2006-07 Statistics Publication Notice is therefore incorrect.
- 11 A correction was made to the 2006-07 placement on discharge percentages given for 'other placement' and 'not known' because the total percentage for both of these categories (26 per cent) had been given as 'other placement' only. Table 8 of this publication has been amended accordingly.
- 12 This is a National Statistics publication. National Statistics are produced to high professional standards set out in the National Statistics Code of Practice. They undergo regular quality assurance reviews to ensure that they meet customer needs. They are produced free from any political interference.
- 13 Public enquiries (**non-media**) about the information contained in this Publication Notice should be addressed to:  
Denise Macleod  
Children, Young People and Social Care Statistics  
The Scottish Government  
1-B (South)  
Victoria Quay  
Edinburgh EH6 6QQ  
Telephone: 0131 244 0313  
e-mail: [children.statistics@scotland.gsi.gov.uk](mailto:children.statistics@scotland.gsi.gov.uk)
- 14 **Media** enquiries about the information in this Statistics Publication Notice should be addressed to Stephen Orr on 0131 244 2656.

**Chart 1: Places, admissions and discharges 1999-00 to 2007-08**

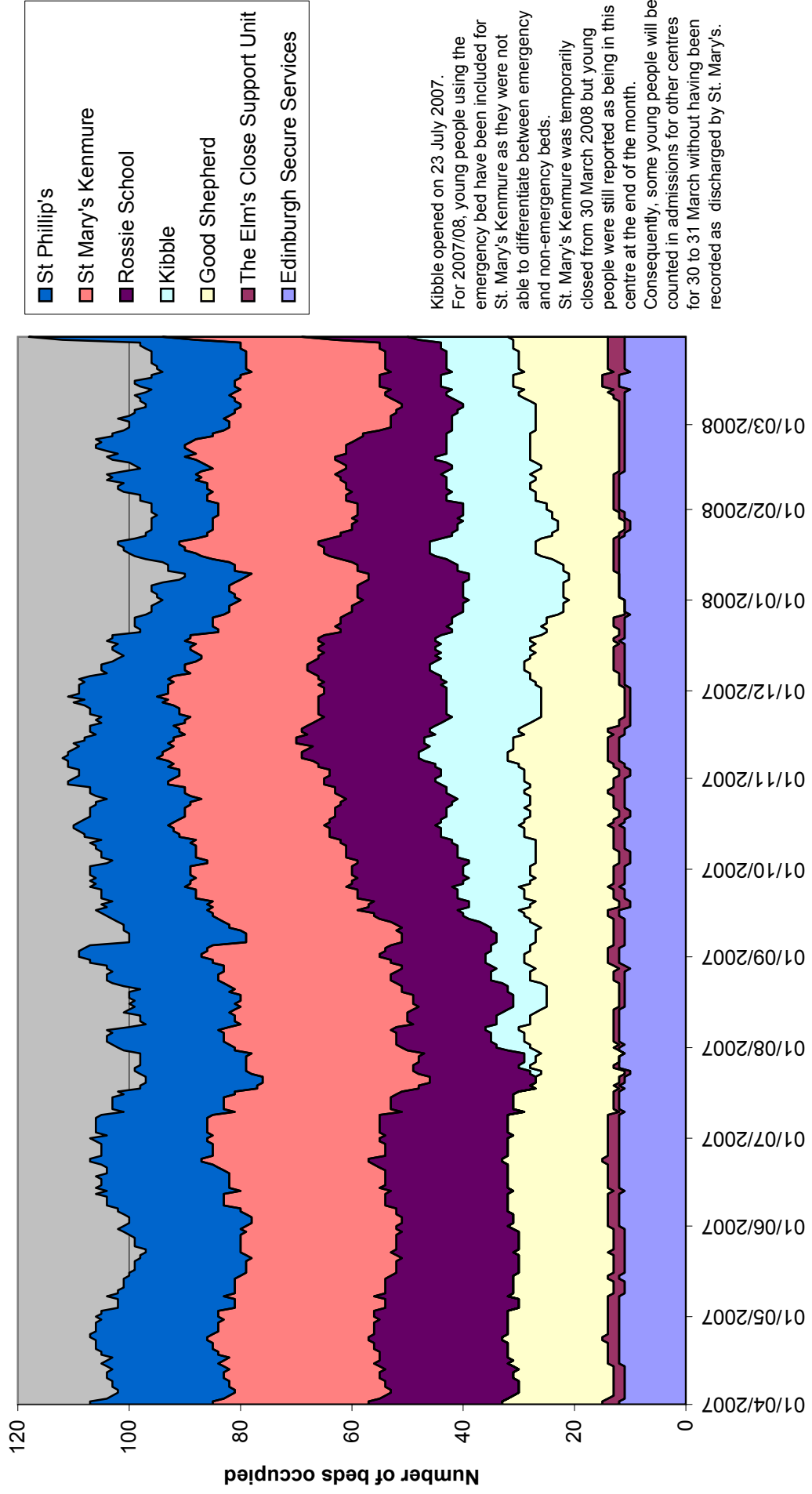


Kibble opened on 23 July 2007.

For 2007-08, young people using the emergency bed have been included for St. Mary's Kenmure as they were not able to differentiate between emergency and non-emergency beds.

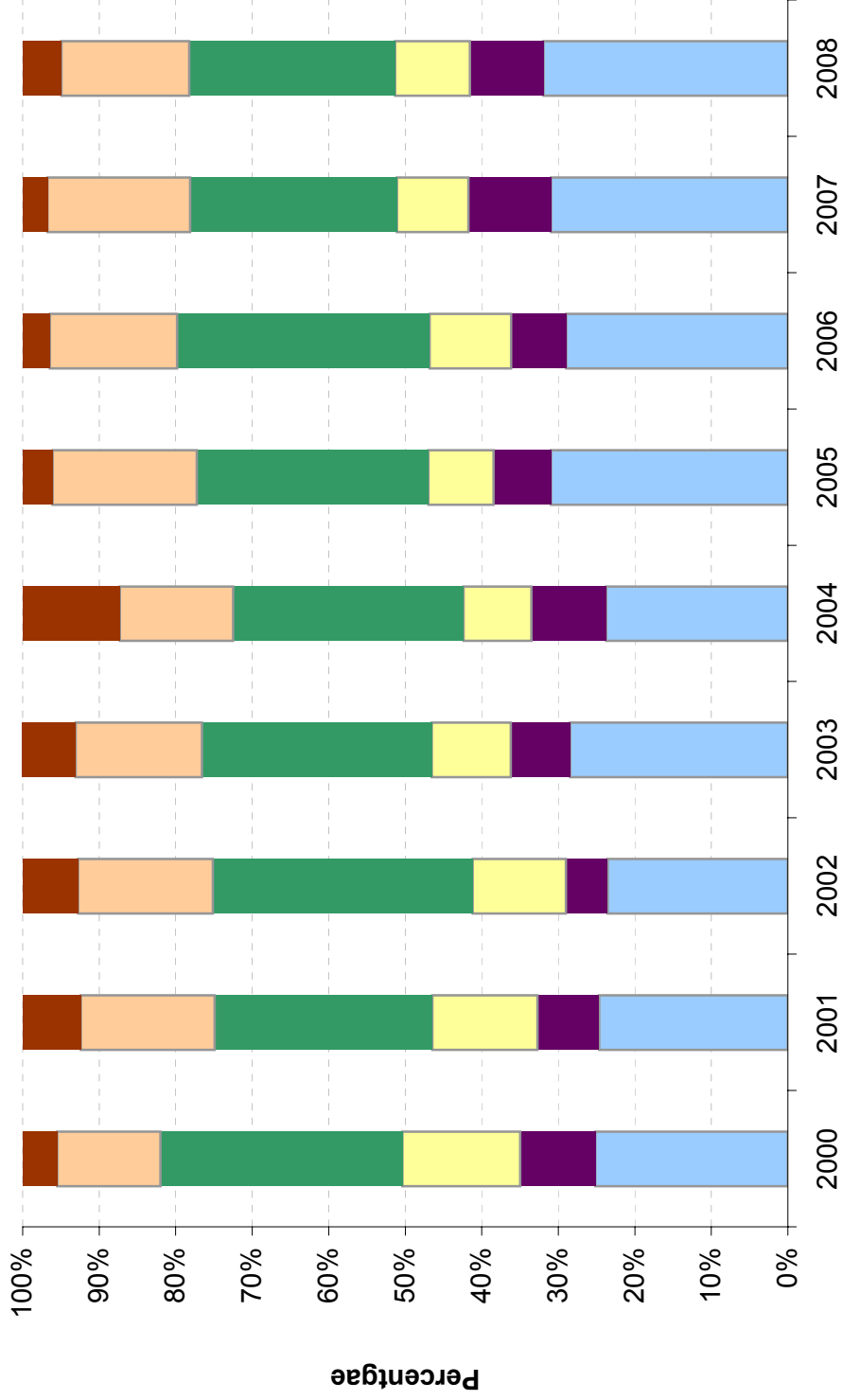

St. Mary's Kenmure was temporarily closed from 30 March 2008 which reduced the number of places available to 100 but young people were still reported as being in this centre at the end of the month. Consequently, some young people will be counted in admissions for other centres for 30-31 March 2008 without having been recorded as discharged by St. Mary's.

**Chart 2: Daily occupancy of secure estate: 1st April 2007 to 31st March 2008**



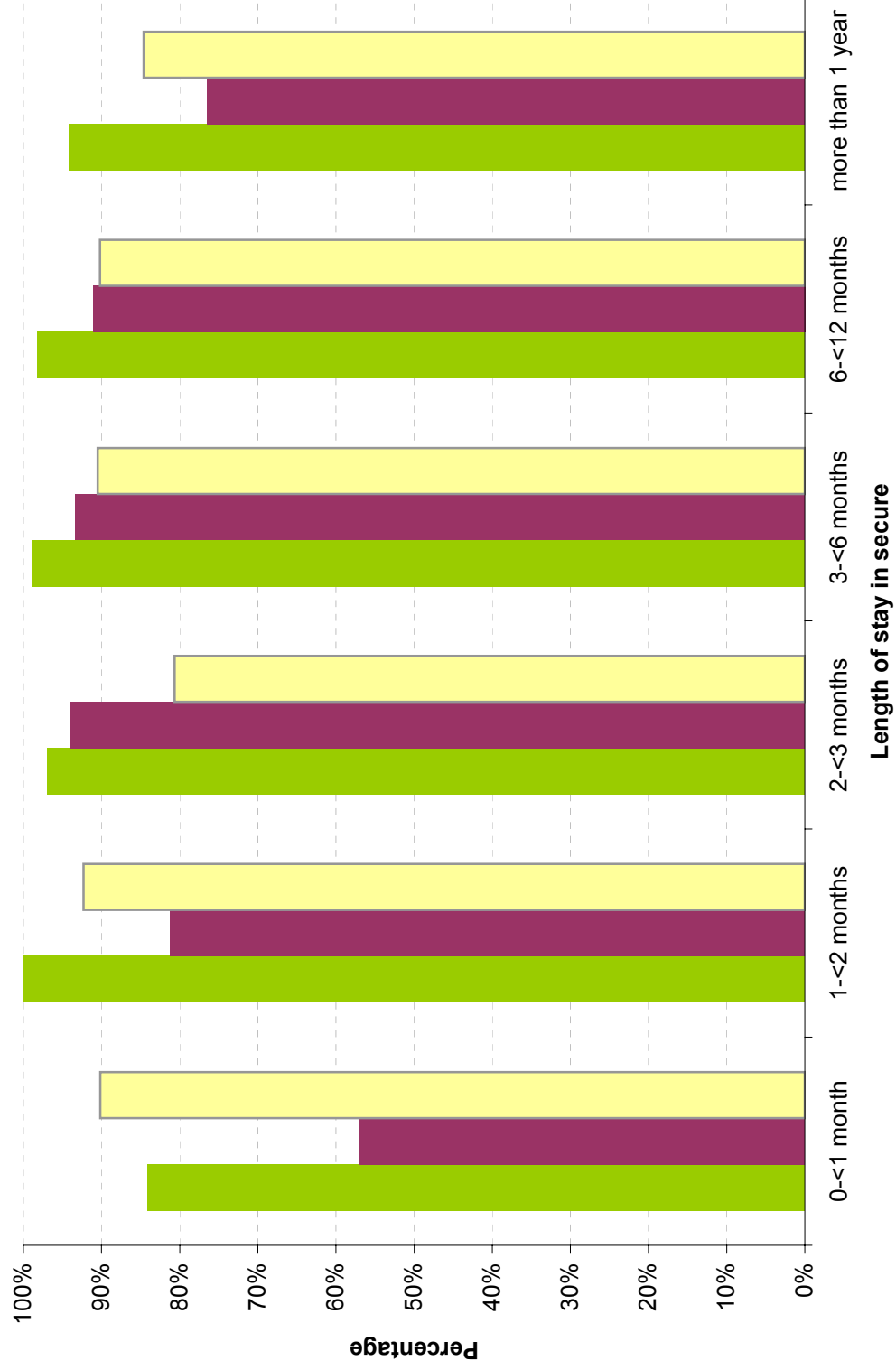
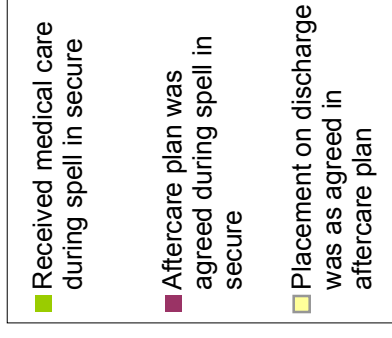
Kibble opened on 23 July 2007.  
 For 2007/08, young people using the emergency bed have been included for St. Mary's Kenmure as they were not able to differentiate between emergency and non-emergency beds.  
 St. Mary's Kenmure was temporarily closed from 30 March 2008 but young people were still reported as being in this centre at the end of the month.  
 Consequently, some young people will be counted in admissions for other centres for 30 to 31 March without having been recorded as discharged by St. Mary's.

**Chart 3: Length of stay on discharge as a percentage of young people discharged during the year ending 31st March, 2000-2008**



For 2007/08, young people using the emergency bed have been included for St. Mary's Kenmare as they were not able to differentiate between emergency and non-emergency beds. St. Mary's Kenmare was temporarily closed from 30 March 2008 but young people were still reported as being in this centre at the end of the month. Consequently, some young people will be counted in admissions for other centres for 30 to 31 March without having been recorded as discharged by St. Mary's.

**Chart 4: Percentage of young people discharged from secure accommodation who received medical care and agreed aftercare plan during spell in secure accommodation, and placement on discharge was as agreed in aftercare plan, by length of stay, 2007-08**



For 2007/08, young people using the emergency bed have been included for St. Mary's Kenmure as they were not able to differentiate between emergency and non-emergency beds. St. Mary's Kenmure was temporarily closed from 30 March 2008 but young people were still reported as being in this centre at the end of the month. Consequently, some young people will be counted in admissions for other centres for 30 to 31 March without having been recorded as discharged by St. Mary's.

**Table 1: Secure accommodation establishments 2007-08**

	<b>Bed Complement</b>
Edinburgh Secure Services	12
The Elm's Close Support Unit	4
Good Shepherd	18
Kibble	18
Rossie School	24
St Mary's Kenmure	30
St Phillip's	24
<b>ALL UNITS (at 31st March 2008)</b>	<b>130</b>
<b>OF WHICH AVAILABLE at 31st March 2008</b>	<b>100</b>

Notes: Bed complement excludes emergency beds and beds outwith the secure section of any unit. St. Mary's Kenmure and Rossie each have one emergency bed.

Kibble opened on 23 July 2007 and is included in the sum of all beds.

St. Mary's Kenmure was temporarily closed from 30th March 2008.

**Table 2: Secure accommodation capacity and usage 2000-2008**

	Statistics relating to the year ending 31st March...										% change 2007-2008
	2000	2001	2002	2003	2004	2005	2006	2007	2008		
Places at 31st March	86	94	94	94	94	93	94	112	130	16%	
Admissions during the year	264	218	230	258	242	273	251	307	346	13%	
Discharges during the year	266	212	221	260	236	281	252	278	335	21%	
Average number of residents during the year	80	85	93	92	92	87	81	94	102	9%	
Minimum number of residents during the year	70	74	84	83	83	76	73	76	90	18%	
Maximum number of residents during the year	89	93	99	105	100	95	90	108	118	9%	

Notes: St. Mary's Kenmure was temporarily closed from 30 March 2008 but young people were still reported as being in this centre at the end of the month. Consequently, some young people will be counted in admissions for other centres for 30 to 31 March without having been recorded as discharged by St. Mary's.

For 2007/08, young people using the emergency bed have been included for St. Mary's Kenmure as they were not able to differentiate between emergency and non-emergency beds. Young people can be admitted and discharged more than once during the year.

St. Mary's Kenmure reported over capacity by one child for each day from 13/8-16/8/08 and 28/8-5/9/08. However, this is likely to be a recording error.

Kibble reported over capacity by one child for each day from 11/1-21/1/08. However, this is likely to be a recording error.

Average, maximum and minimum number of residents decreased in 2005 due in part to improvements in data reporting.

**Table 3: Secure accommodation staff as at 31st March 2008 and 31st March 2007**

	Care staff		Teachers/Instructors		Other staff		Total
	Full time	Part time	Full time	Part time	Full time	Part time	
Permanent Staff	339	48	60	12	139	28	<b>626</b>
Temporary Staff	24	4	2	3	0	3	<b>36</b>
<b>Total number of staff</b>	<b>363</b>	<b>52</b>	<b>62</b>	<b>15</b>	<b>139</b>	<b>31</b>	<b>662</b>
Current vacancies	29	13	2	0	4	3	<b>51</b>
...of which were long term	16	7	2	0	3	3	<b>31</b>
Vacancies as a % of all posts	7.4%	20.0%	3.1%	0.0%	2.8%	8.8%	<b>7.2%</b>

	Care staff		Teachers/Instructors		Other staff		Total
	Full time	Part time	Full time	Part time	Full time	Part time	
Permanent Staff	318	54	54	8	119	28	<b>581</b>
Temporary Staff	6	4	3	2	0	0	<b>15</b>
<b>Total number of staff</b>	<b>324</b>	<b>58</b>	<b>57</b>	<b>10</b>	<b>119</b>	<b>28</b>	<b>596</b>
Current vacancies	7	4	3	0	2	2	<b>18</b>
...of which were long term	0	4	0	0	1	2	<b>7</b>
Vacancies as a % of all posts	2.1%	6.5%	5.0%	0.0%	1.7%	6.7%	<b>2.9%</b>

Note: Long-term vacancies are those lasting more than 3 months.

**Table 4: Young people in secure accommodation at 31st March 2000-2008 by gender, age, disability and length of stay**

	2000	2001	2002	2003	2004	2005	2006	2007	2008
<b>NUMBER</b>									
<b>Gender of residents</b>									
Males	71	63	69	69	67	54	62	78	82
Females	16	23	27	21	24	29	20	28	36
<b>Age of Residents</b>									
13 years old or under	7	13	17	12	8	10	11	13	8
14 years	20	16	13	13	18	16	19	19	24
15 years	38	31	40	40	36	38	33	42	48
16 years or over	22	26	26	25	29	19	19	32	38
<b>Residents with disabilities</b>									
Any disability								99	91
<b>Disability where known</b>									
Social, emotional & behavioural difficulties								99	86
Mental health problem								*	17
Other								*	18
<b>Length of stay of residents</b>									
Less than 1 month	17	22	16	17	23	22	25	28	38
1 month to under 2 months	13	8	13	20	16	12	9	21	18
2 months to under 3 months	12	11	16	7	6	8	7	12	16
3 months to under 6 months	22	20	25	21	27	24	20	27	28
6 months to under 1 year	12	14	17	15	10	11	17	14	15
1 year or more	11	11	9	10	9	6	4	4	3
<b>Total</b>	<b>87</b>	<b>86</b>	<b>96</b>	<b>90</b>	<b>91</b>	<b>83</b>	<b>82</b>	<b>106</b>	<b>118</b>
<b>PERCENTAGE</b>									
<b>Gender of residents</b>									
Males	82%	73%	72%	77%	74%	65%	76%	74%	69%
Females	18%	27%	28%	23%	26%	35%	24%	26%	31%
<b>Age of Residents</b>									
13 years old or under	8%	15%	18%	13%	9%	12%	13%	12%	7%
14 years	23%	19%	14%	14%	20%	19%	23%	18%	20%
15 years	44%	36%	42%	44%	40%	46%	40%	40%	41%
16 years or over	25%	30%	27%	28%	32%	23%	23%	30%	32%
<b>Residents with disabilities</b>									
Any disability								93%	77%
<b>Disability where known as a percentage of those with any disability</b>									
Social, emotional & behavioural difficulties								100%	95%
Mental health problem								*	19%
Other								*	20%
<b>Length of stay of residents</b>									
Less than 1 month	20%	26%	17%	19%	25%	27%	30%	26%	32%
1 month to under 2 months	15%	9%	14%	22%	18%	14%	11%	20%	15%
2 months to under 3 months	14%	13%	17%	8%	7%	10%	9%	11%	14%
3 months to under 6 months	25%	23%	26%	23%	30%	29%	24%	25%	24%
6 months to under 1 year	14%	16%	18%	17%	11%	13%	21%	13%	13%
1 year or more	13%	13%	9%	11%	10%	7%	5%	4%	3%
<b>Total</b>	<b>100%</b>	<b>100%</b>	<b>100%</b>	<b>100%</b>	<b>100%</b>	<b>100%</b>	<b>100%</b>	<b>100%</b>	<b>100%</b>

Notes: Length of stay is truncated at the 31st March.  
 St. Mary's Kenmore was temporarily closed from 30 March 2008 but young people were still reported as being in this centre at the end of the month. Consequently, some young people will be counted in admissions for other centres for 30 to 31 March without having been recorded as discharged by St. Mary's.  
 For 2007/08, young people using the emergency bed have been included for St. Mary's Kenmore as they were not able to differentiate between emergency and non-emergency beds.  
 For 2008, more detailed information can be published on disability. Due to small numbers, all other disability categories have been included in the 'Other' category. For 2007, small numbers have been suppressed with \* to maintain confidentiality. Note that a young person can have multiple disabilities. Comparable data on disability is not available prior to 2007.  
 Age is estimated from 2005/06.

**Table 5: Young people admitted to or discharged from secure accommodation during the years ending 31st March 2000-2008 by age and length of stay**

NUMBER	Statistics relating to the year ending 31 March....								
	2000	2001	2002	2003	2004	2005	2006	2007	2008
<b>Admissions during the year (by age on admission)</b>									
13 years old or under	36	41	44	46	52	41	33	38	38
14 years	77	56	51	65	61	69	64	79	75
15 years	121	96	108	123	103	134	126	136	151
16 years or over	30	25	27	24	26	29	28	54	82
<b>Total</b>	<b>264</b>	<b>218</b>	<b>230</b>	<b>258</b>	<b>242</b>	<b>273</b>	<b>251</b>	<b>307</b>	<b>346</b>
<b>Discharges during the year (by length of stay on discharge)</b>									
Less than 1 month	67	52	52	74	56	87	73	86	107
1 month to under 2 months	26	17	12	20	23	21	18	30	32
2 months to under 3 months	41	29	27	27	21	24	27	26	33
3 months to under 6 months	84	60	75	78	71	85	83	75	90
6 months to under 1 year	36	37	39	43	35	53	42	52	56
1 year or more	12	16	16	18	30	11	9	9	17
<b>Total</b>	<b>266</b>	<b>212</b>	<b>221</b>	<b>260</b>	<b>236</b>	<b>281</b>	<b>252</b>	<b>278</b>	<b>335</b>
PERCENTAGE									
<b>Admissions during the year (by age on admission)</b>									
13 years old or under	14%	19%	19%	18%	21%	15%	13%	12%	11%
14 years	29%	26%	22%	25%	25%	25%	25%	26%	22%
15 years	46%	44%	47%	48%	43%	49%	50%	44%	44%
16 years or over	11%	11%	12%	9%	11%	11%	11%	18%	24%
<b>Total</b>	<b>100%</b>	<b>100%</b>	<b>100%</b>	<b>100%</b>	<b>100%</b>	<b>100%</b>	<b>100%</b>	<b>100%</b>	<b>100%</b>
<b>Discharges during the year (by length of stay on discharge)</b>									
Less than 1 month	25%	25%	24%	28%	24%	31%	29%	31%	32%
1 month to under 2 months	10%	8%	5%	8%	10%	7%	7%	11%	10%
2 months to under 3 months	15%	14%	12%	10%	9%	9%	11%	9%	10%
3 months to under 6 months	32%	28%	34%	30%	30%	30%	33%	27%	27%
6 months to under 1 year	14%	18%	18%	17%	15%	19%	17%	19%	17%
1 year or more	5%	8%	7%	7%	13%	4%	4%	3%	5%
<b>Total</b>	<b>100%</b>	<b>100%</b>	<b>100%</b>	<b>100%</b>	<b>100%</b>	<b>100%</b>	<b>100%</b>	<b>100%</b>	<b>100%</b>

Notes: Young people can be admitted and discharged more than once during the year.

St. Mary's Kenmore was temporarily closed from 30 March 2008 but young people were still reported as being in this centre at the end of the month. Consequently, some young people will be counted in admissions for other centres for 30 to 31 March without having been recorded as discharged by St. Mary's.

For 2007/08, young people using the emergency bed have been included for St. Mary's Kenmore as they were not able to differentiate between emergency and non-emergency beds.

The increase in the proportion of 16 year olds and decrease in the proportion of 13 year olds admitted in 2006-07 may be due in part to a slight change in methodology.

In 2001 the total number of discharges is one more than the sum of its parts due to one case where length of stay has not been recorded.

Age is estimated from 2005/06.

**Table 6: Number of young people admitted to secure accommodation 2007-08 by local authority**

Local Authority of young person's home	Frequency	rate per 1000 population aged 10-19
Aberdeen City	13	0.6
Aberdeenshire	1	0.0
Angus	4	0.3
Argyll & Bute	5	0.4
Clackmannanshire	5	0.8
Dumfries & Galloway	1	0.1
Dundee City	11	0.6
East Ayrshire	18	1.2
East Dunbartonshire	5	0.4
East Lothian	2	0.2
East Renfrewshire	1	0.1
Edinburgh City	32	0.6
Eilean Siar	0	0.0
Falkirk	8	0.4
Fife	16	0.4
Glasgow City	84	1.2
Highland	9	0.3
Inverclyde	7	0.7
Midlothian	7	0.7
Moray	4	0.4
North Ayrshire	28	1.6
North Lanarkshire	17	0.4
Orkney Islands	0	0.0
Perth & Kinross	5	0.3
Renfrewshire	8	0.4
Scottish Borders	0	0.0
Shetland Islands	1	0.3
South Ayrshire	11	0.8
South Lanarkshire	15	0.4
Stirling	1	0.1
West Dunbartonshire	14	1.2
West Lothian	12	0.5
Outwith Scotland	1	
<b>Total</b>	<b>346</b>	<b>0.5</b>

Notes: Young people are counted once for each time they are admitted to secure accommodation.

St. Mary's Kenmure was temporarily closed from 30 March 2008 but young people were still reported as being in this centre at the end of the month. Consequently, some young people will be counted in admissions for other centres for 30 to 31 March without having been recorded as discharged by St. Mary's.

For 2007/08, young people using the emergency bed have been included for St. Mary's Kenmure as they were not able to differentiate between emergency and non-emergency beds.

June 2007 GRO mid year population estimates used in population rate calculation.

**Table 7: Young people admitted to secure accommodation: Placement prior to admission and reason for admission, by gender, 2007-08**

Placement Prior to admissions during the year										
Gender	Parental home, relatives or friends	Foster care or children's home	Residential school	Young offenders institution or prison			Secure accommodation	Other or unknown	Total	
				Section 44(1)	Section 205	Section 208				
Males	119	19	49	6	40	18	251			
Females	33	27	17	0	7	11	95			
<b>Total</b>	<b>152</b>	<b>46</b>	<b>66</b>	<b>6</b>	<b>47</b>	<b>29</b>	<b>346</b>			
Legal reason for admissions during the year										
Gender	Place of safety order or warrant					Committal to place of safety or temporary detention - Section 51	Pending decision by the Reporter	Other or unknown	Total	
	Section 44(1)	Section 205	Section 208	Section 70(9)	Place of safety order or warrant					
Males	7	0	37	35	31	88	16	37	251	
Females	2	0	2	26	37	9	8	11	95	
<b>Total</b>	<b>9</b>	<b>0</b>	<b>39</b>	<b>61</b>	<b>68</b>	<b>97</b>	<b>24</b>	<b>48</b>	<b>346</b>	

Notes: Table includes admissions made after 31/03/2007 and before 01/04/2008.

St. Mary's Kenmure was temporarily closed from 30 March 2008 but young people were still reported as being in this centre at the end of the month. Consequently, some young people will be counted in admissions for other centres for 30 to 31 March without having been recorded as discharged by St. Mary's.

For 2007/08, young people using the emergency bed have been included for St. Mary's Kenmure as they were not able to differentiate between emergency and non-emergency beds.

Young people are counted once for each time they are admitted to secure accommodation.

'Other' placement prior to admission may include supported accommodation, independent living, hospital or assessment centre.

Legal reason for admission:

Order made under section 44(1) of the Criminal Procedure (Scotland) Act 1995.

Order made under section 205 of the Criminal Procedure (Scotland) Act 1995.

Order made under section 208 of the Criminal Procedure (Scotland) Act 1995.

Order made under section 70(9) of the Children (Scotland) Act 1995, to which is attached a condition authorising the use of Secure Accommodation.

Place of safety order or warrant made under the Children (Scotland) Act 1995, authorising the use of Secure Accommodation.

Committal to secure accommodation, a place of safety or other temporary detention is made under sect. 51 of the Criminal Procedure (Scotland) Act 1995.

Placement, under the Secure Accommodation (Scotland) Regulations 1996, of child in secure accommodation on the authority of the chief social work officer and the person in charge of the establishment, pending a decision by the Reporter that a Children's Hearing does not require to be arranged or the convening of a Hearing to consider the case.

**Table 8: Placement prior to admission and placement on discharge for young people admitted to or discharged from secure accommodation in the years ending 31st March 2000-2008**

	2000	2001	2002	2003	2004	2005	2006	2007	2008
<b>Placement prior to admission</b>									
Parental home / Relative / Friend	13%	17%	18%	25%	26%	37%	33%	39%	44%
Foster care / Children's home	34%	17%	27%	21%	24%	20%	12%	15%	13%
Residential school	25%	34%	25%	24%	13%	17%	9%	19%	19%
Young offenders institution / Prison	4%	5%	8%	6%	10%	3%	3%	8%	2%
Secure care	13%	14%	6%	11%	8%	8%	7%	10%	14%
Other placement	10%	10%	13%	13%	15%	10%	3%	7%	8%
Not known	1%	3%	3%	0%	2%	4%	33%	1%	0%
<b>Total</b>	<b>100%</b>	<b>100%</b>	<b>100%</b>	<b>100%</b>	<b>100%</b>	<b>100%</b>	<b>100%</b>	<b>100%</b>	<b>100%</b>
<b>Placement on discharge</b>									
Parental home / Relative / Friend	19%	40%	35%	29%	34%	44%	39%	41%	43%
Foster care / Children's home	26%	8%	16%	12%	14%	14%	14%	8%	7%
Residential school	22%	27%	18%	26%	12%	11%	10%	15%	20%
Young offenders institution / Prison	3%	3%	3%	4%	8%	4%	6%	3%	4%
Secure care	12%	4%	6%	11%	6%	5%	11%	6%	7%
Other placement	17%	18%	23%	18%	27%	15%	20%	9%	19%
Not known	0%	0%	0%	0%	0%	7%	0%	17%	1%
<b>Total</b>	<b>100%</b>	<b>100%</b>	<b>100%</b>	<b>100%</b>	<b>100%</b>	<b>100%</b>	<b>100%</b>	<b>100%</b>	<b>100%</b>

Notes: Data for each year include admissions or discharges made after 31st March of the previous year and before 1st April of the year itself.

St. Mary's Kenmure was temporarily closed from 30 March 2008 but young people were still reported as being in this centre at the end of the month. Consequently, some young people will be counted in admissions for other centres for 30 to 31 March without having been recorded as discharged by St. Mary's.

For 2007/08, young people using the emergency bed have been included for St. Mary's Kenmure as they were not able to differentiate between emergency and non-emergency beds.

Young people can be admitted and discharged more than once during the year.

'Other' placement prior to admission may include supported accommodation, independent living, hospital or assessment centre.

Data revised for 2006/07 for 'other placement' and 'not known' of placement on discharge because the total percentage for both these categories had been given as 'other placement' only.

**Table 9: Percentage of young people discharged from secure accommodation whose placement on discharge was the same as placement prior to admittance, 2007-08**

Placement on discharge same as placement prior to admittance	Length of stay on discharge (months)				All
	0 to 1	1 to <3	3 to <6	more than 6	
Yes	64%	25%	46%	21%	42%
No	36%	72%	54%	79%	58%
Not known	0%	3%	0%	0%	1%

Notes: Young people can be admitted and discharged more than once during the year.

For 2007/08, young people using the emergency bed have been included for St. Mary's Kenmure as they were not able to differentiate between emergency and non-emergency beds.

St. Mary's Kenmure was temporarily closed from 30 March 2008 but young people were still reported as being in this centre at the end of the month. Consequently, some young people will be counted in admissions for other centres for 30 to 31 March without having been recorded as discharged by St. Mary's.

**Table 10: Young people discharged from secure accommodation during 2007-08 by age and destination on discharge**

Age of resident on discharge	Destination on discharge							Total	
	Parental home / Relative / Friend	Foster care / Children's home	Residential school	Young offenders institution / Prison	Secure care	Other placement	Not known		
13 years old or under		10	3	15	0	0	5	0	33
14 years		21	4	7	1	6	8	0	47
15 years		62	14	26	2	12	25	2	143
16 years or over		52	2	18	10	4	26	0	112
<b>Total</b>		<b>145</b>	<b>23</b>	<b>66</b>	<b>13</b>	<b>22</b>	<b>64</b>	<b>2</b>	<b>335</b>

Notes: Young people can be discharged more than once within a year.

For 2007/08, young people using the emergency bed have been included for St. Mary's Kenmure as they were not able to differentiate between emergency and non-emergency beds.

St. Mary's Kenmure was temporarily closed from 30 March 2008 but young people were still reported as being in this centre at the end of the month. Consequently, some young people will be counted in admissions for other centres for 30 to 31 March without having been recorded as discharged by St. Mary's.

Age is estimated from 2005/06.

**Table 11: Number and percentage of young people discharged from secure accommodation during 2007/08 who received medical care during their stay**

	Number of young people	% of all young people	% of those receiving medical care
<b>Any medical care</b>	<b>314</b>	<b>94%</b>	<b>100%</b>
General health discussion or advice	304	91%	97%
Immunisations	27	8%	9%
Dental check-up or treatment	289	86%	92%
Mental health care or treatment	52	16%	17%
Sexual health care or treatment	169	50%	54%
Care or treatment to assist mental well-being	149	44%	47%
General physical health care or treatment	202	60%	64%
Medical care or treatment received - details unknown	170	51%	54%

Notes: Young people can be discharged more than once during the year.

For 2007/08, young people using the emergency bed have been included for St. Mary's Kenmure as they were not able to differentiate between emergency and non-emergency beds.

St. Mary's Kenmure was temporarily closed from 30 March 2008 but young people were still reported as being in this centre at the end of the month. Consequently, some young people will be counted in admissions for other centres for 30 to 31 March without having been recorded as discharged by St. Mary's.

**Table 12: Percentage of young people discharged from secure accommodation who received medical care and agreed aftercare plan during spell in secure accommodation, and placement on discharge was as agreed in aftercare plan, by length of stay, 2007-08**

Length of time spent in secure	0-<1 month	1-<2 months	2-<3 months	3-<6 months	6-<12 months	more than 1 year	All
Received medical care during spell in secure	84%	100%	97%	99%	98%	94%	94%
Aftercare plan was agreed during spell in secure	57%	81%	94%	93%	91%	76%	79%
Placement on discharge was as agreed in aftercare plan	90%	92%	81%	90%	90%	85%	89%
<hr/>							
Length of time spent in secure	0-<1 month	1-<2 months	2-<3 months	3-<6 months	6-<12 months	more than 1 year	All
<b>Did not</b> receive medical care during spell in secure	12%	0%	0%	0%	0%	0%	4%
Aftercare plan was <b>not</b> agreed during spell in secure	43%	16%	6%	6%	0%	12%	18%
Placement on discharge was <b>not</b> as agreed in aftercare plan	10%	4%	10%	4%	2%	8%	6%
<hr/>							
Length of time spent in secure	0-<1 month	1-<2 months	2-<3 months	3-<6 months	6-<12 months	more than 1 year	All
<b>Unknown</b> if received medical care during spell in secure	4%	0%	3%	1%	2%	6%	2%
<b>Unknown</b> if aftercare plan was agreed during spell in secure	0%	3%	0%	1%	9%	12%	3%
<b>Unknown</b> if placement on discharge was as agreed in aftercare plan	0%	4%	10%	6%	8%	8%	5%

Notes: Percentage of young people whose placement on discharge was as agreed in aftercare plan were calculated as a percentage of those with an aftercare plan.

Young people can be discharged more than once during the year.

For 2007/08, young people using the emergency bed have been included for St. Mary's Kenmure as they were not able to differentiate between emergency and non-emergency beds.

St. Mary's Kenmure was temporarily closed from 30 March 2008 but young people were still reported as being in this centre at the end of the month. Consequently, some young people will be counted in admissions for other centres for 30 to 31 March without having been recorded as discharged by St. Mary's.