



Statistics Publication Notice

Lifelong Learning Series

16th May 2007

STUDENTS IN HIGHER EDUCATION AT SCOTTISH INSTITUTIONS 2005-06

Statistics on Students in Higher Education (HE) at Scottish Institutions 2005-06 are published today on the Scottish Executive website. This release contains updates of the figures in the Students in Higher Education in Scotland, 2004-05 News Release, published on 3rd May 2006. Some of the tables in this release have been improved to reflect feedback from users of the statistics (see note 4 of notes to news editors). The release contains information on HE provision in higher education institutions (HEIs) as well as further education colleges (FECs) in Scotland. The figures include distance learning students enrolled at Scottish institutions, which may involve the provision of education through one or more of the following: teaching staff from Scottish institutions delivering programmes abroad; Scottish HEIs teaching at campuses abroad as well as the use of electronic learning programmes provided by Scottish HEIs. Figures on students of the Open University in Scotland are excluded from the tables except where stated.

The main points are as follows:

- In 2005-06 there were, in total, 285,180 HE students at Scottish HEIs and FECs, an increase of 3% since 2004-05; study at HEIs increased whereas fewer students were enrolled on HE courses at colleges. 82% of students studied at HEIs, 18% at FECs in 2005-06. Student numbers have increased by 10% since 1999-00 (table 1).
- The proportion studying at postgraduate level was 23% (64,965), an increase of 4 percentage points since 1999-00. The corresponding change was a 3 percentage point increase for students studying first degrees while the number studying below degree level has fallen by 7 percentage points – this decrease is attributed to FECs (table 1).
- 18% (51,140) of students at Scottish institutions were overseas students, an increase of 2,995 since 2004-05. 71% of these were from non-European countries. Of overseas countries China uses Scottish education the most and numbers have increased by 300 since 2004-05 to 5,170 students studying through Scottish HEIs in 2005-06 – accounting for 10% of all overseas students. An increasing number of students from India are choosing to study through Scottish institutions, 3,820 – an increase of 45% since 2004-05[†]. 64% of non-European entrants at Scottish HEIs were studying at postgraduate level (tables 13 and 14).
- 54% of students were aged under 25. 79% of first degree students fell into this category, while the majority (53%) of post graduate students were aged 25-39. The proportion of students studying below degree level was greatest amongst those aged 21 and under (table 3).

- There were more female students (160,765) in Scottish HE than males (124,415). The gender gap has widened since 1999-00, but has stabilised in the last year. (table 2).
- 18,590 students studied for the whole of their programme to date outside of the UK (table 1). 87% of all students studying outside of the UK were studying business administration courses[†].
- The number of students studying business administration courses has increased by 10% (5,490) since 2004-05[†] to 58,485 - this is largely due to Heriot-Watt University which saw an increase of 5,246 business administration students. 65% of the 8,475 increase in student numbers is attributed to students of business administration courses (tables 1 and 4).
- With respect to specific subject science courses have seen a 1% decrease in student numbers since 2004-05 as a result of a 12% decrease in sub-degree level study (postgraduate and first degree level study of science subjects as a whole were up 7% and 3% respectively since 2004-05)[†]. In percentage terms the drop was noticeable in mathematics where there was a 12% (405) drop,. Other changes include: a 9% increase in law students; an 11% increase in language students; and a 9% decrease in mass communication[†] (table 4).
- The number of students entering HE courses showed similar trends as the overall number of students at HE courses. Entrants have increased by 3% to 142,190 since 2004-05, a rise of 7% since 1999-00. 46% of entrants are in programmes of study below degree level, a decrease of 4 percentage points since 2004-05 (table 5).
- Gender preferences for courses have remained stable[†] with courses allied to Medicine attracting the greatest proportion of female entrants (85%) and engineering and technology courses attracting the greatest proportion of male entrants (87%) (table 6).
- The number of students declaring a disability has risen by 900 since 2004-05 but the proportion has remained at 6%[†]. 41% of these reported suffering from dyslexia (table 10).
- Entrants to HE from deprived areas of Scotland are over-represented in colleges by 2 percentage points and under-represented at all classes of universities. This is most noticeable in specialised and ancient universities (table 11).
- 235,965 Scottish domiciled students currently follow an HE course at an institution anywhere in the UK, 222,400 at Scottish institutions (including 13,955 at The Open University), 12,550 in England and 230 in Northern Ireland and 790 in Wales, including HE students at colleges (table 15).
- There are 21,145 English, 5,195 Northern Irish, 650 Welsh students currently studying at Scottish HEIs, representing increases in English and Welsh students of 5% and 4% respectively since 2004-05 and a decrease in Northern Irish students of 3% over the same period (table 13)[†].

From academic year 2007-08 changes will be made to the way in which student data is collected, consequently the Scottish Executive will change the way in which we define 'students'. Included in this publication (page 21) is an outline of the proposed changes for comment.



A Scottish Executive National Statistics Publication

[†] refers to information from the Scottish Executive publication 'Students in Higher Education at Scottish Institutions' 2004-05. <http://www.scotland.gov.uk/Resource/Doc/113430/0027482.pdf>

The following tables and charts are also available on the Scottish Executive Statistics Website:
<http://www.scotland.gov.uk/istatistics>

<u>Tables</u>	Page
STUDENTS	
Table 1 - Students in higher education at Scottish HEIs & FECs by institution type and level of study: 1999-00 to 2005-06	5
Table 2 - Students in higher education in Scotland by mode and gender: 1999-00 to 2005-06	6
Table 3 - Students in higher education in Scotland by age and level: 1999-00 to 2005-06	7
Table 4 - Students in higher education in Scotland by subject and level: 2005-06	8
ENTRANTS	
Table 5 - Entrants to higher education in Scotland by level: 1999-00 to 2005-06	8
Table 6 - Entrants to higher education by level, subject and gender: 2005-06	9
Table 7 - Students in higher education in HEIs in Scotland by institution: 1999-00, 2004-05 & 2005-06	11
Table 8 - Students in higher education in FECs in Scotland by institution: 1999-00, 2004-05 & 2005-06	12
Table 9 - Students of the Open University in Scotland by year and level of study: 1999-00 to 2005-06	13
ADDITIONAL NEEDS FACTORS	
Table 10 - Students in higher education in Scotland by receipt of Disabled Student Allowance (DSA) and disability type: 2005-06	13
Table 11 - Scottish Domiciled Entrants from Deprived Areas to Higher Education in the UK: 2005-06	14
CROSS BORDER TRAFFIC	
Table 12 - Distance learning students in higher education in Scotland by age, gender and level: 2005-06	14
Table 13 - Students in higher education at Scottish HEIs & FECs by domicile and location of study: 2005-06	15
Table 14 - Entrants to higher education at Scottish institutions, by domicile and level: 1999-00 to 2005-06	16
Table 15 - Scottish domiciled students in higher education at HEIs & FECs in the	

UK by country of institution and level of study: 2005-06	17
Table 16 - Scottish domiciled first degree entrants to HEIs in the UK, by country of institution: 2005-06	18

<u>Charts</u>	Page
----------------------	-------------

STUDENTS

Chart 1: Students in higher education: 1999-00 to 2005-06	6
---	---

ENTRANTS

Chart 2: Entrants to HE at Scottish institutions, by gender & subject: 2005-06	10
Chart 3: Entrants to HE at Scottish institutions, by domicile: 2005-06	17

STUDENTS

Table 1 - Students in higher education at Scottish HEIs & FECs by institution type and level of study: 1999-00 to 2005-06

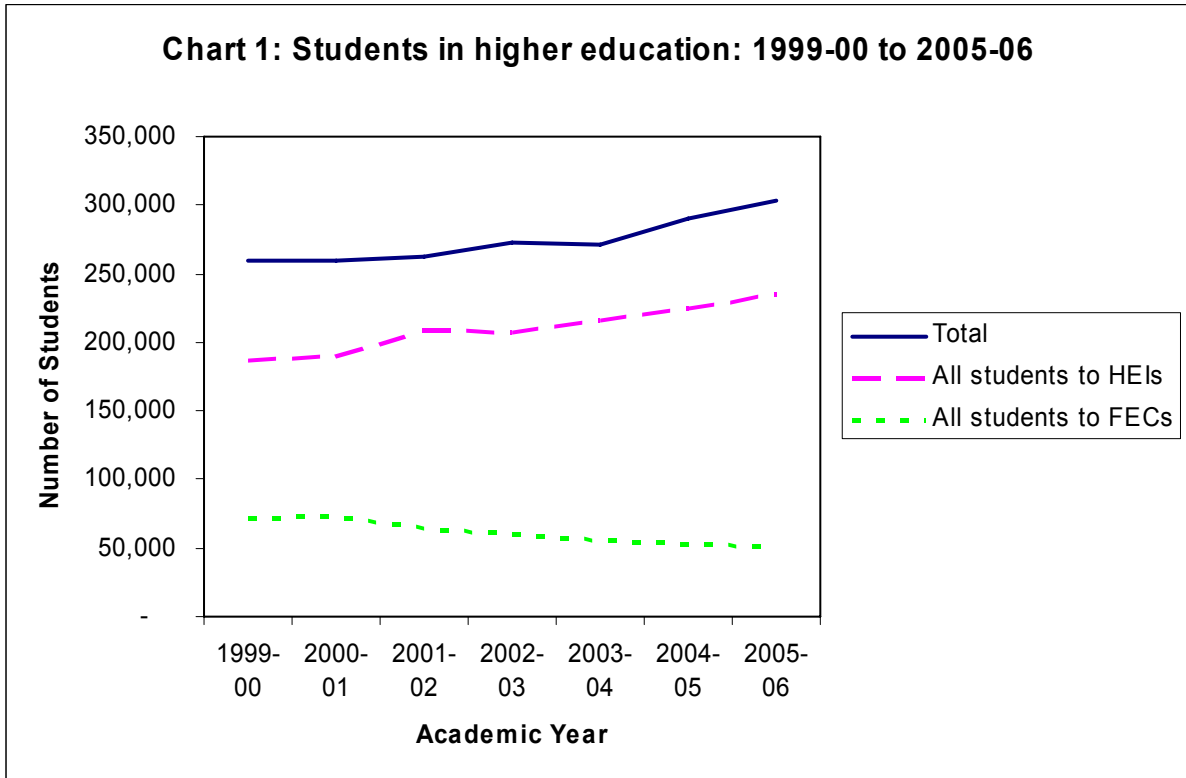
	Total	All students to HEIs	(of which study for the whole of their programme of study (to date) outside of the UK)	All students to FECs
All levels				
1999-00	259,390	187,380	9,810	72,005
2000-01	262,915	189,965	9,020	72,950
2001-02	272,625	208,540	11,440	64,090
2002-03	267,025	207,455	11,395	59,565
2003-04	271,865	216,255	10,910	55,610
2004-05	276,705	224,390	13,230	52,315
2005-06	285,180	234,220	18,590	50,960
Postgraduate				
1999-00	48,670	48,105	9,775	560
2000-01	47,820	47,335	9,020	490
2001-02	52,465	52,000	10,700	465
2002-03	53,010	52,800	10,250	210
2003-04	55,665	55,460	9,190	205
2004-05	57,235	57,065	9,795	170
2005-06	64,965	64,825	14,425	140
First degree				
1999-00	113,755	112,540	35	1,210
2000-01	116,055	113,730	0	2,325
2001-02	120,010	118,920	740	1,090
2002-03	123,380	122,205	1,145	1,175
2003-04	129,475	128,320	1,720	1,155
2004-05	130,420	129,910	3,325	510
2005-06	134,125	133,485	4,085	635
Other HE				
1999-00	96,965	26,730	0	70,235
2000-01	99,040	28,900	0	70,135
2001-02	100,150	37,615	0	62,535
2002-03	90,635	32,455	0	58,180
2003-04	86,725	32,475	0	54,250
2004-05	89,055	37,415	110	51,635
2005-06	86,095	35,910	80	50,185

Sources: Higher Education Statistics Agency (HESA) & Scottish Funding Council (SFC).

In this table 0, 1, 2 are rounded to 0. All other numbers are rounded up or down to the nearest 5.

Numbers may not sum to totals exactly due to rounding.

Higher education students at Bell College and UHIMI partner colleges covered in this data are included in the FEC totals for years prior to 2001-02. From 2001-02 onward such students at these institutions are included in the totals for HEIs.



Source: Table 1

Table 2 - Students in higher education in Scotland by mode and gender: 1999-00 to 2005-06

	FTE ¹	Total			Full-time			Part-time		
		Total	Male	Female	Total	Male	Female	Total	Male	Female
1999-00	185,925	259,390	118,375	141,010	161,940	73,965	87,980	97,445	44,415	53,035
2000-01	187,645	262,915	117,905	145,005	165,615	74,680	90,940	97,295	43,230	54,070
2001-02	192,515	272,625	121,415	151,210	170,320	76,320	94,000	102,305	45,095	57,210
2002-03	191,475	267,025	118,700	148,325	172,130	77,085	95,045	94,890	41,610	53,280
2003-04	191,205	271,865	120,265	151,600	176,010	78,945	97,060	95,860	41,320	54,540
2004-05	192,120	276,705	120,090	156,615	177,305	78,765	98,545	99,400	41,330	58,070
2005-06	193,205	285,180	124,415	160,765	179,945	79,525	100,420	105,240	44,895	60,345

Sources: Higher Education Statistics Agency (HESA) & Scottish Funding Council (SFC).

In this table 0, 1, 2 are rounded to 0. All other numbers are rounded up or down to the nearest 5.

Numbers may not sum to totals exactly due to rounding.

1. FTE: Full Time Equivalents.

Table 3 - Students in higher education in Scotland by age and level: 1999-00 to 2005-06

	Total	Under 21	21-24	25-29	30-39	40-49	50+	Unknown
All levels								
1999-00	259,390	87,635	55,625	30,865	47,355	27,000	10,560	345
2000-01	262,915	87,485	58,035	29,810	47,470	27,865	11,840	410
2001-02	272,625	88,005	60,880	30,775	49,700	29,725	12,765	780
2002-03	267,025	86,690	62,435	29,325	46,805	29,300	12,150	320
2003-04	271,865	87,140	63,820	30,295	45,625	30,805	13,955	225
2004-05	276,705	85,685	65,775	31,980	45,285	32,630	15,145	210
2005-06	285,180	86,915	67,580	35,010	46,385	33,240	15,760	285
Postgraduate								
1999-00	48,670	245	8,405	10,895	16,850	9,580	2,560	130
2000-01	47,820	160	8,200	10,430	16,440	9,760	2,685	145
2001-02	52,465	160	8,915	11,420	18,060	10,715	3,040	155
2002-03	53,010	130	9,435	11,280	17,775	10,900	3,360	130
2003-04	55,665	80	10,050	11,875	17,490	11,735	4,325	110
2004-05	57,235	95	11,020	12,600	16,975	11,850	4,630	60
2005-06	64,965	115	12,335	14,990	19,375	13,045	5,035	70
First Degree								
1999-00	113,755	59,835	34,290	6,980	8,095	3,665	860	25
2000-01	116,055	59,595	36,255	6,725	8,325	4,065	1,055	30
2001-02	120,010	60,640	37,745	6,875	8,845	4,690	1,160	55
2002-03	123,380	61,820	39,020	7,070	8,940	5,195	1,310	20
2003-04	129,475	62,845	40,985	8,350	9,765	5,975	1,545	15
2004-05	130,420	61,610	42,090	9,145	9,900	6,050	1,590	35
2005-06	134,125	62,330	43,030	10,010	10,500	6,500	1,725	35
Other HE								
1999-00	96,965	27,555	12,930	12,990	22,410	13,755	7,140	190
2000-01	99,040	27,730	13,580	12,655	22,705	14,040	8,105	230
2001-02	100,150	27,205	14,220	12,480	22,795	14,325	8,560	570
2002-03	90,635	24,740	13,980	10,975	20,090	13,205	7,475	170
2003-04	86,725	24,215	12,785	10,070	18,375	13,095	8,085	95
2004-05	89,055	23,975	12,670	10,230	18,410	14,725	8,925	115
2005-06	86,095	24,470	12,220	10,015	16,510	13,695	9,000	180

Sources: Higher Education Statistics Agency (HESA) & Scottish Funding Council (SFC).
 In this table 0, 1, 2 are rounded to 0. All other numbers are rounded up or down to the nearest 5.
 Numbers may not sum to totals exactly due to rounding.

Table 4 - Students in higher education in Scotland by subject and level: 2005-06

	Total	Postgraduate	First Degree	Other HE
Total	285,180	64,965	134,125	86,095
Medicine and Dentistry	6,755	1,105	5,500	150
Allied Medicine	33,945	5,300	17,475	11,165
Biological Sciences	14,615	2,375	11,590	650
Veterinary Studies	1,705	260	1,200	245
Agriculture	1,725	360	520	850
Physical Sciences	7,935	1,790	5,940	205
Maths	2,850	530	2,240	85
Information Technology	14,195	2,455	5,740	6,000
Engineering & Technology	20,570	3,920	9,710	6,940
Architecture	9,270	2,020	4,965	2,285
Social Studies	21,830	3,010	9,635	9,185
Law	8,015	2,190	4,995	825
Business Administration	58,485	22,555	18,730	17,205
Education	20,475	11,990	5,130	3,355
Mass Communication	4,035	785	2,065	1,185
Languages	8,550	1,195	5,275	2,080
Humanities	6,325	1,310	4,505	505
Creative Arts	16,060	925	6,685	8,450
Combined	27,830	900	12,220	14,710

Sources: Higher Education Statistics Agency (HESA) & Scottish Funding Council (SFC).
In this table 0, 1, 2 are rounded to 0. All other numbers are rounded up or down to the nearest 5.
Numbers may not sum to totals exactly due to rounding.

ENTRANTS

Table 5 - Entrants to higher education in Scotland by level: 1999-00 to 2005-06

	Total	(of which study for the whole of their programme of study (to date) outside of the UK)	Higher Degrees (Research) ¹	Higher Degrees (Taught) ¹	Other Postgraduate ¹	First Degree	Other Undergraduate
1999-00	133,060	2,205	2,755	11,000	9,780	36,380	73,145
2000-01	133,680	505	2,830	9,520	9,795	37,590	73,945
2001-02	141,445	1,980	3,040	11,540	10,955	40,490	75,420
2002-03	134,820	1,190	2,890	11,235	9,980	42,300	68,410
2003-04	138,520	1,125	3,310	12,560	11,455	44,250	66,945
2004-05	138,645	2,455	3,340	13,620	10,375	42,530	68,780
2005-06	142,190	3,840	3,280	17,045	11,865	44,020	65,980

Sources: Higher Education Statistics Agency (HESA) & Scottish Funding Council (SFC).
In this table 0, 1, 2 are rounded to 0. All other numbers are rounded up or down to the nearest 5.
Numbers may not sum to totals exactly due to rounding.

1. Higher degrees (research) include doctorate, masters and postgraduate bachelors degrees mainly by research.
Higher degrees (taught) include doctorate, masters and postgraduate bachelors degrees not mainly by research.
Other postgraduate includes ordinary Post Graduate Certificate of Education (PGCE) and all other postgraduate qualifications.

Table 6 - Entrants to higher education by level, subject and gender: 2005-06

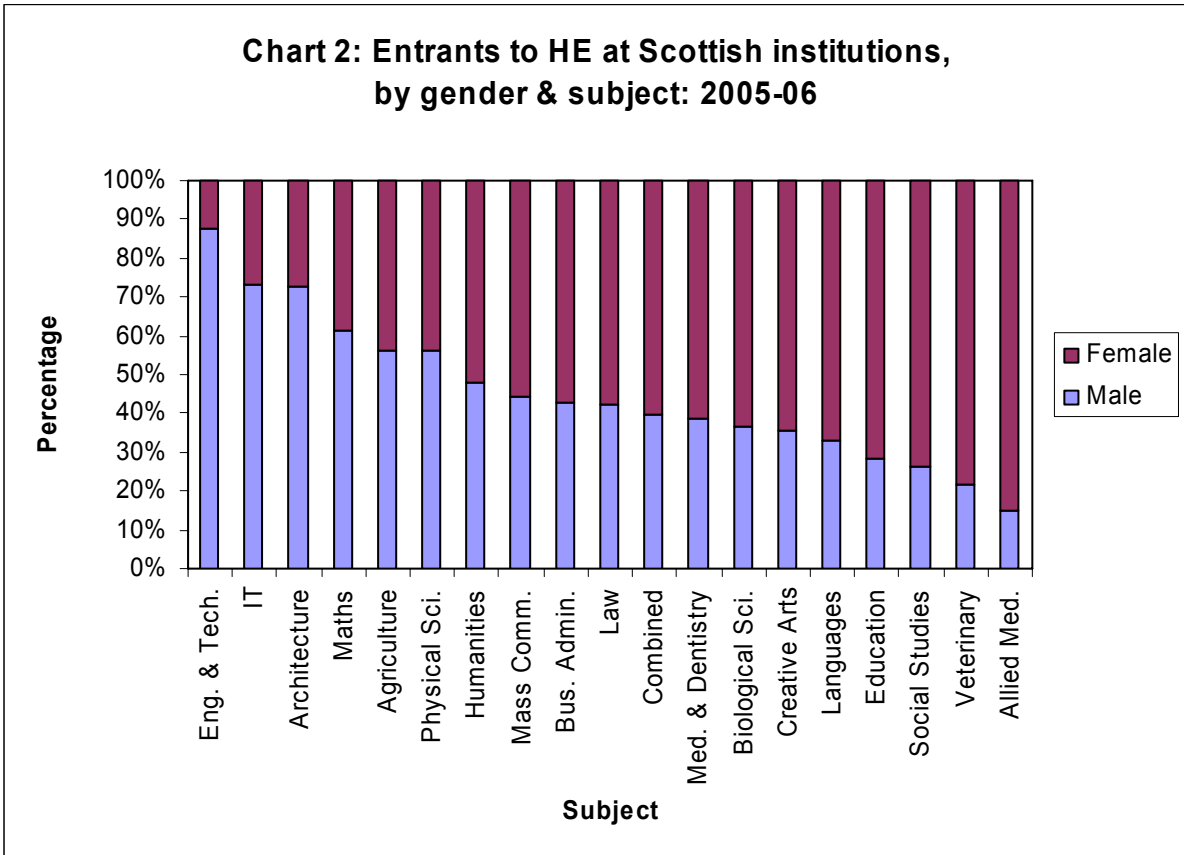
	All levels			Postgraduate			First degree			Other HE		
	Total	Male	Female	Total	Male	Female	Total	Male	Female	Total	Male	Female
Total	142,190	43%	57%	32,195	46%	54%	44,025	43%	57%	65,980	40%	60%
Medicine and Dentistry	1,780	39%	62%	435	33%	67%	1,220	40%	60%	125	40%	56%
Allied Medicine	15,040	15%	85%	2,885	22%	78%	5,670	15%	85%	6,485	12%	88%
Biological Sciences	5,600	37%	63%	1,155	38%	62%	3,955	36%	64%	490	39%	62%
Veterinary Studies	630	21%	79%	145	34%	66%	285	23%	75%	200	8%	90%
Agriculture	995	56%	44%	200	58%	43%	215	47%	53%	580	59%	41%
Physical Sciences	3,135	56%	44%	1,080	55%	45%	1,910	56%	44%	150	63%	37%
Maths	1,030	61%	39%	300	70%	32%	655	60%	40%	75	40%	60%
Information Technology	8,725	73%	27%	1,650	76%	24%	2,195	85%	15%	4,880	67%	33%
Engineering & Technology	10,420	87%	13%	2,085	82%	18%	3,305	85%	15%	5,030	91%	9%
Architecture	4,680	72%	28%	1,075	61%	39%	1,890	68%	32%	1,715	85%	15%
Social Studies	12,425	26%	74%	1,955	40%	60%	3,075	33%	67%	7,400	20%	80%
Law	4,060	42%	58%	1,725	48%	52%	1,700	37%	62%	635	39%	61%
Business Administration	27,650	43%	57%	7,610	55%	45%	6,840	43%	57%	13,200	35%	65%
Education	10,820	29%	71%	6,680	27%	73%	1,560	19%	81%	2,580	37%	63%
Mass Communication	2,185	44%	56%	495	34%	66%	715	43%	57%	975	50%	50%
Languages	4,190	33%	67%	785	32%	68%	1,510	28%	72%	1,900	37%	63%
Humanities	2,115	48%	52%	725	52%	48%	1,155	47%	53%	235	40%	60%
Creative Arts	8,930	36%	64%	620	41%	59%	2,140	38%	62%	6,170	34%	66%
Combined	17,780	40%	60%	590	51%	49%	4,030	40%	60%	13,155	39%	61%

Sources: Higher Education Statistics Agency (HESA) & Scottish Funding Council (SFC).

In this table 0, 1, 2 are rounded to 0. All other numbers are rounded up or down to the nearest 5. Numbers may not sum to totals exactly due to rounding.

Percentages have been calculated from rounded values.

Chart 2: Entrants to HE at Scottish institutions, by gender & subject: 2005-06



Source: Table 6

STUDENTS BY INSTITUTION

**Table 7 - Students in higher education in HEIs in Scotland by institution:
1999-00, 2004-05 & 2005-06**

	1999-00	2004-05	2005-06	(of which study for the whole of their programme of study (to date) outside of the UK)
Total	187,380	224,390	234,220	18,590
University of Abertay Dundee	4,130	4,155	4,100	0
Edinburgh College of Art	1,640	1,710	1,680	0
Glasgow School of Art	1,535	1,575	1,535	0
Queen Margaret College	3,900	5,150	5,400	0
RSAMD	630	700	680	0
The Robert Gordon University	10,395	12,440	12,530	145
The University of Paisley	10,745	13,155	13,400	300
Glasgow Caledonian University	14,880	16,550	17,180	0
Napier University	11,370	15,240	15,785	1,645
The University of Edinburgh	22,410	23,635	24,370	30
The University of Glasgow	22,095	24,490	23,145	0
The University of Strathclyde	23,915	25,290	25,700	1,540
The University of Aberdeen	12,050	15,355	15,225	0
Heriot-Watt University	15,680	18,110	24,205	14,925
The University of Dundee	13,060	19,110	19,230	5
The University of St Andrews	6,375	8,190	8,365	0
The University of Stirling	8,260	8,465	8,875	0
Scottish Agricultural College	875	795	750	0
Northern College of Education ¹	3,445	0	0	0
UHI Millennium Institute ²	0	6,365	7,205	0
Bell College ²	0	3,915	4,860	0

Source: Higher Education Statistics Agency (HESA)

In this table 0, 1, 2 are rounded to 0. All other numbers are rounded up or down to the nearest 5. Numbers may not sum to totals exactly due to rounding.

RSAMD: Royal Scottish Academy of Music and Drama.

Changes to HEIs and FECs:

1. Northern College of Education merged with the Universities of Aberdeen and Dundee in 2001-02.
2. Higher education students at Bell College and UHIMI partner colleges covered in this data are included in the FEC totals for years prior to 2001-02. From 2001-02 onward such students at these institutions are included in the totals for HEIs. From 2001-02 onward such students at these institutions are included in the totals for HEIs.

**Table 8 - Students in higher education in FECs in Scotland by institution:
1999-00, 2004-05 & 2005-06**

	1999-00	2003-04	2004-05	2005-06
Total	72,005	55,610	52,315	50,960
Aberdeen College	8,010	5,210	4,320	3,530
Adam Smith College ²	N/A	N/A	N/A	3,655
Angus College	895	900	930	920
Anniesland College	1,335	1,005	850	855
Ayr College	1,665	1,325	1,315	1,320
Banff & Buchan College of Further Education	610	690	610	555
Barony College	35	60	65	80
Bell College of Technology ¹	3,565	N/A	N/A	N/A
Borders College	455	325	390	425
Cardonald College	1,865	1,405	1,335	1,295
Central College of Commerce	2,980	2,785	2,520	2,600
Clackmannan College of Further Education ⁴	540	370	355	N/A
Clydebank College	1,155	1,020	925	995
Coatbridge College	885	850	685	665
Cumbernauld College	420	690	595	655
Dumfries and Galloway College	875	715	670	700
Dundee College	2,890	2,625	2,795	3,315
Edinburghs Telford College	3,055	3,585	3,265	3,000
Elmwood College	485	385	425	410
Falkirk College of Further & Higher Education ⁴	3,530	2,515	2,285	N/A
Fife College of Further & Higher Education ²	3,685	2,470	2,330	N/A
Forth Valley College ⁴	N/A	N/A	N/A	2,460
Glasgow College of Building and Printing ³	1,925	2,570	1,930	N/A
Glasgow College of Food Technology ³	870	640	640	N/A
Glasgow College of Nautical studies	2,175	2,920	3,205	3,070
Glasgow Metropolitan College ³	N/A	N/A	N/A	2,475
Glenrothes College ²	1,750	990	1,405	N/A
Inverness College ¹	2,305	N/A	N/A	N/A
James Watt College of Further & Higher Education	3,325	4,005	3,355	3,205
Jewel and Esk Valley College	1,565	1,240	1,315	1,185
John Wheatley College	155	200	195	150
Kilmarnock College	1,330	1,340	1,225	1,100
Langside College	1,030	1,115	1,270	1,590
Lauder College	1,515	1,445	1,500	1,400
Lews Castle College ¹	450	N/A	N/A	N/A
Moray College ¹	1,185	N/A	N/A	N/A
Motherwell College	1,280	1,365	1,315	1,245
Newbattle Abbey College	30	45	45	35
North Glasgow College	645	680	680	1,060
Oatridge Agricultural College	225	220	185	170
Orkney College ¹	125	N/A	N/A	N/A
Perth College ¹	2,145	N/A	N/A	N/A
Reid Kerr College	1,670	1,890	1,835	1,805
Sabhal Mor Ostaig ¹	80	N/A	N/A	N/A
Shetland College of Further Education ¹	105	N/A	N/A	N/A
South Lanarkshire College	1,015	800	755	655
Stevenson College	2,205	1,680	1,855	1,735
Stow College	1,950	2,335	1,880	1,715
Thurso College ¹	570	N/A	N/A	N/A
West Lothian College	1,430	1,210	1,065	935

Source: Scottish Funding Council (SFC)

In this table 0, 1, 2 are rounded to 0. All other numbers are rounded up or down to the nearest 5. Numbers may not sum to totals exactly due to rounding.

1. Students at Bell College and UHIMI partner colleges covered in these data are included in the HEI totals from 2001-02 onward.
2. From 2005-06 onward College of Further & Higher Education and Glenrothes College merged to form Adam Smith College.
3. From 2005-06 onward Glasgow College of Food Technology and Glasgow College of Building and Printing merged to form Glasgow Metropolitan College.
4. From 2005-06 onward Falkirk College of Further & Higher Education and Clackmannan College of Further Education merged to form Forth Valley College.

Table 9 - Students of the Open University in Scotland by year and level of study: 1999-00 to 2005-06

Year	Students			Entrants
	Total	Postgraduate	Undergraduate	
1999-00	13,605	1,845	11,760	4,725
2000-01	13,775	1,465	12,310	4,535
2001-02	14,465	1,405	13,060	4,925
2002-03	14,410	1,285	13,120	4,570
2003-04	14,845	1,170	13,675	5,400
2004-05	14,335	1,070	13,265	4,665
2005-06	13,955	970	12,985	4,725

Source The Open University

These students are not included in any of the other tables in this release, with the exception of table 14.

In this table 0, 1, 2 are rounded to 0. All other numbers are rounded up or down to the nearest 5. Numbers may not sum to totals exactly due to rounding.

ADDITIONAL NEEDS FACTORS

Table 10 - Students in higher education in Scotland by receipt of Disabled Student Allowance (DSA) and disability type: 2005-06

	Total	HEIs	FECs
HE student population¹	266,590	215,630	50,960
Students declaring a disability	16,090	12,845	3,245
of which:			
Disability and in receipt of DSA	4,685	4,385	300
Disability but NOT in receipt of DSA	6,475	5,600	880
Disability but DSA information not known/not sought	4,930	2,865	2,065
No known disability	250,500	202,785	47,715
Disability type:			
Dyslexia	6,545	5,485	1,060
Blind/are partially sighted	455	355	100
Deaf/have a hearing impairment	840	655	185
Wheelchair user/have mobility difficulties	675	520	155
Personal care support	35	20	15
Mental health difficulties	1,020	815	210
An unseen disability, e.g. diabetes, epilepsy, asthma	3,760	2,780	980
Multiple disabilities	585	495	90
Autistic Spectrum Disorder	85	85	included below
A disability not listed above	2,095	1,640	460
Total	16,095	12,845	3,245

Sources: Higher Education Statistics Agency (HESA) & Scottish Funding Council (SFC).

In this table 0, 1, 2 are rounded to 0. All other numbers are rounded up or down to the nearest 5. Numbers may not sum to totals exactly due to rounding.

Note: students are not required to return disability information.

1. 18,590 students studying wholly overseas are excluded from the figures because institutions are not required to return disability information for this group.

Table 11 - Scottish Domiciled Entrants from Deprived Areas to Higher Education in the UK: 2005-06

Type of Institution	All entrants	Percentage of entrants from deprived areas ¹	Percentage of population in deprived areas ¹	Percentage difference at institutions
Colleges	38,225	22%	20%	2%
Ancient Universities	17,970	8%	20%	-12%
Newer Universities	18,380	12%	20%	-8%
Post-92 HEIs	30,685	14%	20%	-6%
Specialised HEIs	470	5%	20%	-15%
Other Scottish HEIs	1,875	13%	20%	-7%
Open University	7,855	13%	20%	-7%
Universities outside Scotland	5,695	7%	20%	-13%
All entrants	121,160	15%	20%	-5%

Sources: Higher Education Statistics Agency (HESA) & Scottish Funding Council (SFC)

Note: The last column shows the surplus/deficit compared to a situation in which deprived and non-deprived areas would have equal participation rates.

1. Deprived areas are taken to be the 20% lowest ranked areas in the Scottish Index of Multiple Deprivation 2006.

CROSS BORDER TRAFFIC

Table 12 - Distance learning students in higher education in Scotland by age, gender and level: 2005-06

	Total	Postgraduate			First degree			Other HE		
		Total	Male	Female	Total	Male	Female	Total	Male	Female
Total	33,725	22,755	14,185	8,570	6,720	2,480	4,245	4,245	1,575	2,670
of which:										
UK based	15,135	8,330	4,235	4,095	2,640	585	2,050	4,165	1,530	2,635
study wholly overseas	18,590	14,425	9,950	4,475	4,085	1,890	2,195	80	45	30
Age ¹ :										
Unknown	55	25	10	15	20	5	15	10	0	10
Under 21	485	20	10	10	295	155	140	170	85	90
21-24	2,700	885	540	345	1,565	725	835	250	110	140
25-29	5,230	3,425	1865	1560	1,345	500	845	460	180	280
30-39	12,520	9,490	5950	3540	1,840	650	1195	1,190	485	705
40-49	9,080	6,485	4250	2235	1,250	340	915	1,345	425	920
50+	3,645	2,425	1560	865	405	105	300	815	290	525

Sources: Higher Education Statistics Agency (HESA) & Scottish Funding Council (SFC)

In this table 0, 1, 2 are rounded to 0. All other numbers are rounded up or down to the nearest 5. Numbers may not sum to totals exactly due to rounding.

1. Includes UK-based students and students studying wholly overseas.

Table 13 - Students in higher education at Scottish HEIs & FECs by domicile and location of study: 2005-06

	Total	HEIs		FECs
		At least some study in UK	Study wholly outside UK	All students to FECs
Total	285,180	215,630	18,590	50,960
UK domiciles				
Scotland	206,465	157,445	35	48,985
England	21,145	20,615	45	490
Wales	650	635	0	15
Northern Ireland	5,195	5,115	0	80
Other UK ¹	200	200	0	0
UK unknown ²	385	185	195	0
Total UK	234,040	184,190	280	49,570
Overseas domiciles				
EU excluding UK ³	12,745	11,070	1,365	310
Non EU Europe	1,860	1,165	655	35
Non European	36,540	19,205	16,290	1045
Total Overseas	51,140	31,440	18,310	1390
Top 10 overseas countries				
1. China	5,170	4,230	885	55
2. United States	3,895	2,885	1,000	5
3. India	3,820	2,655	465	700
4. Malaysia	3,160	830	2,320	10
5. Hong Kong	3,120	565	2,550	5
6. Irish Republic	3,070	2,965	70	35
7. Canada	2,005	815	1,185	5
8. Germany	1,980	1,630	300	50
9. Greece	1,830	1,335	480	10
10. France	1,500	1,415	50	35

Sources: Higher Education Statistics Agency (HESA) & Scottish Funding Council (SFC).

In this table 0, 1, 2 are rounded to 0. All other numbers are rounded up or down to the nearest 5. Numbers may not sum to totals exactly due to rounding.

1. Other UK includes those domiciled in the Channel Islands and the Isle of Man.

2. UK unknown represents those domiciled within the UK but whose region of domicile within the UK is unknown.

3. EU data includes accession countries which joined in May 2004.

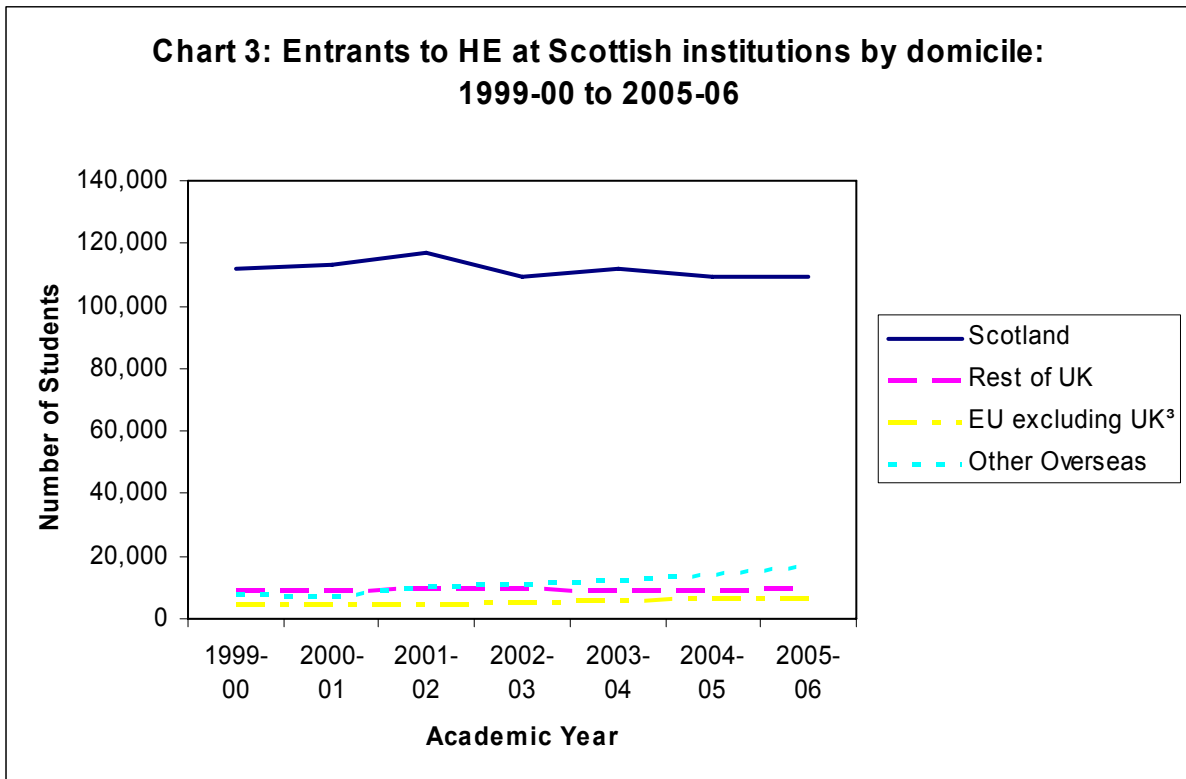
Table 14 - Entrants to higher education at Scottish institutions, by domicile and level: 1999-00 to 2005-06

	Total all domiciles	Scotland	England	Wales	Northern Ireland	Other UK ¹	UK unknown ²	Total UK	EU ³	Non EU Europe	Non European
Total											
1999-00	133,060	111,565	6,975	205	1,920	60	65	120,795	4,355	680	7,230
2000-01	133,680	112,970	6,775	205	1,830	60	25	121,865	4,585	810	6,415
2001-02	141,445	117,010	7,270	235	1,870	65	105	126,560	4,775	900	9,215
2002-03	134,820	109,615	6,665	240	1,975	70	335	118,900	5,110	860	9,950
2003-04	138,520	111,755	6,920	250	1,790	85	210	121,010	5,550	900	11,065
2004-05	138,645	109,510	6,955	230	1,660	55	130	118,540	6,205	675	13,225
2005-06	142,190	109,360	7,665	250	1,645	85	90	119,090	6,615	685	15,800
Postgraduate											
1999-00	23,535	13,660	2,050	65	310	15	35	16,135	2,135	330	4,930
2000-01	22,145	13,415	2,145	65	320	15	15	15,980	2,225	415	3,525
2001-02	25,535	14,720	2,115	75	290	20	75	17,300	2,410	555	5,270
2002-03	24,105	13,185	1,945	75	260	15	130	15,615	2,485	455	5,550
2003-04	27,330	15,100	2,080	90	300	20	115	17,700	2,555	520	6,555
2004-05	27,330	13,750	2,120	85	265	10	65	16,295	2,820	445	7,770
2005-06	32,195	15,845	2,445	100	285	25	60	18,760	2,845	425	10,170
First degree											
1999-00	36,380	27,460	4,090	105	1,435	40	20	33,150	1,615	270	1,345
2000-01	37,590	28,945	3,780	115	1,345	35	5	34,225	1,610	325	1,430
2001-02	40,490	30,785	4,080	125	1,425	35	15	36,465	1,745	270	2,010
2002-03	42,300	31,865	3,840	110	1,550	40	70	37,480	2,050	260	2,515
2003-04	44,250	33,235	4,010	140	1,365	40	10	38,800	2,325	290	2,840
2004-05	42,530	30,780	4,020	130	1,265	30	25	36,250	2,530	180	3,570
2005-06	44,020	31,450	4,285	125	1,245	40	10	37,155	2,835	195	3,835
Other HE											
1999-00	73,145	70,450	835	35	175	5	10	71,505	605	75	955
2000-01	73,945	70,610	850	25	165	10	5	71,665	750	70	1,460
2001-02	75,420	71,505	1,075	35	155	5	20	72,795	615	75	1,935
2002-03	68,410	64,560	880	55	165	20	130	65,810	575	145	1,880
2003-04	66,945	63,425	835	25	125	20	80	64,510	665	90	1,675
2004-05	68,780	64,975	820	20	125	10	40	65,995	855	50	1,885
2005-06	65,980	62,065	935	25	110	20	20	63,175	940	65	1,800

Sources: Higher Education Statistics Agency (HESA) & Scottish Funding Council (SFC).

In this table 0, 1, 2 are rounded to 0. All other numbers are rounded up or down to the nearest 5. Numbers may not sum to totals exactly due to rounding.

1. Other UK includes those domiciled in the Channel Islands and the Isle of Man.
2. UK unknown represents those domiciled within the UK but whose region of domicile within the UK is unknown.
3. EU data includes the new accession countries which joined in May 2004 and excludes the UK.



Source: Table 14

Table 15 - Scottish domiciled students in higher education at HEIs & FECs in the UK by country of institution and level of study: 2005-06

	Total	Scottish Institution	English Institution	Northern Irish Institution	Welsh Institution
Total	235,965	222,400	12,550	230	790
Postgraduate	32,225	27,985	3,935	130	180
First degree	102,485	96,555	5,690	50	195
Other HE (at HEIs)	35,850	32,945	2,475	15	415
HE students at college	51,450	50,960	450	40	0
HE students at Open University	13,955	13,955			

Source Higher Education Statistics Agency (HESA)

In this table 0, 1, 2 are rounded to 0. All other numbers are rounded up or down to the nearest 5. Numbers may not sum to totals exactly due to rounding.

Excludes Open University students domiciled outwith Scotland.

Table 16 - Scottish domiciled first degree entrants to HEIs in the UK, by country of institution: 2005-06

Total	33,020
Scottish Institution	31,015
Northern Irish Institution	15
Welsh Institution	70
English Institution	1,915
Of which:	
- The University of Newcastle-upon-Tyne	165
- The University of Cambridge	90
- The University of Northumbria at Newcastle	85
- University of Durham	80
- The University of Oxford	80
- The University of Manchester	55
Other English Institutions	1355

Source Higher Education Statistics Agency (HESA)

In this table 0, 1, 2 are rounded to 0. All other numbers are rounded up or down to the nearest 5.

Numbers may not sum to totals exactly due to rounding.

Note: excludes students of the Open University.

NOTES TO NEWS EDITORS

1. These statistics are collected by the Higher Education Statistics Agency (HESA) from Higher Education Institutions (HEIs) and by the Scottish Funding Council (SFC) from Further Education Colleges (FECs).
2. This news release contains information on students from both FECs and HEIs who are attending Higher Education courses in Scotland. Higher Education courses are defined as those at HND/HNC level and above.
3. This release gives data for a number of years to allow trends to be identified more easily. In doing this, some data have been re-classified, and so may no longer agree with previously published data. Where this is the case, this news release should be assumed to supersede any previous publications.
4. Tables 13 and 14 in this year's release each bring together data for HEIs and FECs, previously reported in separate tables until 2005. Table 15 now includes data on students of HE at colleges and also HE students studying through The Open University in Scotland. Table 11 is a new addition to this year's release and displays data on the type of HEIs attended by students from deprived areas.
Universities in table 11 are split into the following categories: **Ancient Universities** (University of Aberdeen, University of Edinburgh, University of Glasgow, University of St. Andrews); **Specialised HEIs** (Scottish Agricultural College, RSAMD, Edinburgh College of Art, Glasgow School of Art); **Post-92 Universities** (University of Abertay Dundee, Queen Margaret University College, UHI Millenium Institute, Glasgow Caledonian University, Napier University, University of Paisley, Robert Gordon University, Bell College); **Newer Universities** (University of Dundee, Heriot-Watt University, University of Stirling, University of Strathclyde); and **Other Scottish HEIs**.
5. This is a National Statistics publication. National Statistics are produced to high professional standards set out in the National Statistics Code of Practice. They undergo regular quality assurance reviews to ensure that they meet customer needs. They are produced free from any political interference.

This news release, together with associated tables listed above, is published on the Scottish Executive website <http://www.scotland.gov.uk/llstatistics> those who do not have access to the Internet, please contact Andrew Walker. See details below.

For media enquiries please contact:

Stuart Lewis

Scottish Executive

Press Office

Tel. (0141) 244 2682

For further information, non-media enquiries and comments on this publication, please contact:

Andrew Walker

Scottish Executive

Enterprise & Lifelong Learning Department

Analytical Services Division

3rd Floor, Meridian Court

5 Cadogan Street

Glasgow, G2 6AT

Tel. (0141) 242 0424

Fax. (0141) 242 5579

E-mail. andrew.walker@scotland.gsi.gov.uk

Proposed Change of Definition of Student Population: Consultation

Background

1. For most people who study in Scotland it is clear whether they should be counted in the student population of a given academic year or not. However there are a number of categories (see below) for which inclusion in the count is debatable.
2. The Scottish Executive have used a consistent rule for deciding whether a student should be counted since 1994-95. The resulting count has in recent years more and more diverged from counts used by others.
3. One large group of students that are treated differently are people enrolled on courses delivered by Scottish Universities abroad. As a result of the Student Record Review HESA will from academic year 2007-08 no longer collect individual information for those overseas students. It is therefore necessary for the Scottish Executive to change the definition of the student count. This provides the opportunity for a more comprehensive review.

Proposal

4. HESA have since 2000-01 used a "Standard Registration Population". All other government departments and Funding Bodies have now converted to this definition.
5. It is proposed to use the Standard Registration Population as the basis for future publications on students in Scotland.

Extent of the differences

6. The table shows the calculations necessary to move from the current Scottish Executive count to the proposed count for students at Higher Education Institutions:

Academic Year	2003-04	2004-05	2005-06
Scottish Executive count	216,615	224,530	234,270
Subtract [†] students studying for whole programme to date outside the UK	-10,910	-13,230	-18,590
Subtract [†] students whose course year does not fit into the standard 1 August to 31 July period and who left or suspended studies in the current reporting period (this results in those students being counted in their first part year but not their last part year)	-7,530	-9,315	-8,670
Add [♦] writing up and sabbatical students	+6,505	+7,840	+7,995
Add [♦] outgoing ERASMUS/SOCRATES students	+830	+915	+875
HESA Standard Registration Population	205,515	210,740	215,880
Net difference	-11,100	-13,790	-18,385

Note: Numbers have been rounded to the nearest 5

[†] These students are currently included by the Scottish Executive count, but excluded by the HESA count

[♦] These students are currently excluded by the Scottish Executive, but included in the HESA count

Other proposed changes

7. It is proposed to change from 2000-01 onwards the definition of:
- Entrants - to be based on the HESA definition (using date of commencement of studies rather than whether in first year),
 - Graduates - excluding those studying overseas but including dormant students.
 - Subjects – from 2001-02 the coding system for subjects was changed and the new JACS system is used by the Scottish Executive on the basis of single or main subject studied; it is proposed to distribute students studying a combination of subjects, so that someone studying a balanced combination of mathematics and physics will be counted half in each subject
 - Open University – it is proposed to include Scottish domiciled students at the Open University into the count of students at Scottish institutions.

Headcounts

8. Although student counts are presented by HESA as counts of people, they are in fact counts of study instances, and students are counted once for each qualification aim they pursue. There are around 2,500 students in Scotland at HEIs that are registered as undertaking two qualifications in the same academic year. In addition students changing university may be counted twice.

9. Higher Education Students in FECs may also undertake two courses concurrently or consecutively in the same academic year. A matching exercise by name and date of birth showed there were about 4,000 students in that category (8%).

10. It is proposed to continue reporting, in standard publications, students as (more correctly) study instances for the following reasons:

- the removal of duplicate persons would only affect some of the tables; tables by subject for example could not be adjusted
- the method of spotting duplicates would be subject to interpretation and would introduce a level of uncertainty into the standard statistics that is not justified by the magnitude of duplication
- it would make the Executive's HE statistics inconsistent with those produced by other bodies
- the solution for HEIs and FEC would still only be partial as other forms of learning (at work, with a private provider) cannot currently be included.

Implementation

11. It is proposed to implement the change for students from academic year 2006-07, to be published by the Executive in Spring 2008. Time series would be produced in the new definition from 2000-01 onwards, giving a 6 year series next year, from around the start time of the Scottish Parliament. We will make efforts to generate longer time series for the key counts.

12. The proposal only applies to the standard publications by the Scottish Executive. Ad-hoc analysis for specific purposes can be undertaken to other definitions.

Consultation questions (please respond by 1 July 2007)

Do you have comments or suggestions about moving the Scottish Executive count of students in Higher Education Institutions to the Standard Registration Population used in other parts of the UK?

Do you have comments or suggestions about the Other Proposed Changes?
Please send comments to:

Gerhard Mors - tel: 0141 248 5488

Andrew Walker - e-mail: Andrew.Walker@Scotland.gsi.gov.uk