



Statistical Bulletin

Criminal Justice Series

CrJ/2006/8

Published November 2006

Price £2.00

RECORDED CRIMES AND OFFENCES INVOLVING FIREARMS, SCOTLAND, 2005-06

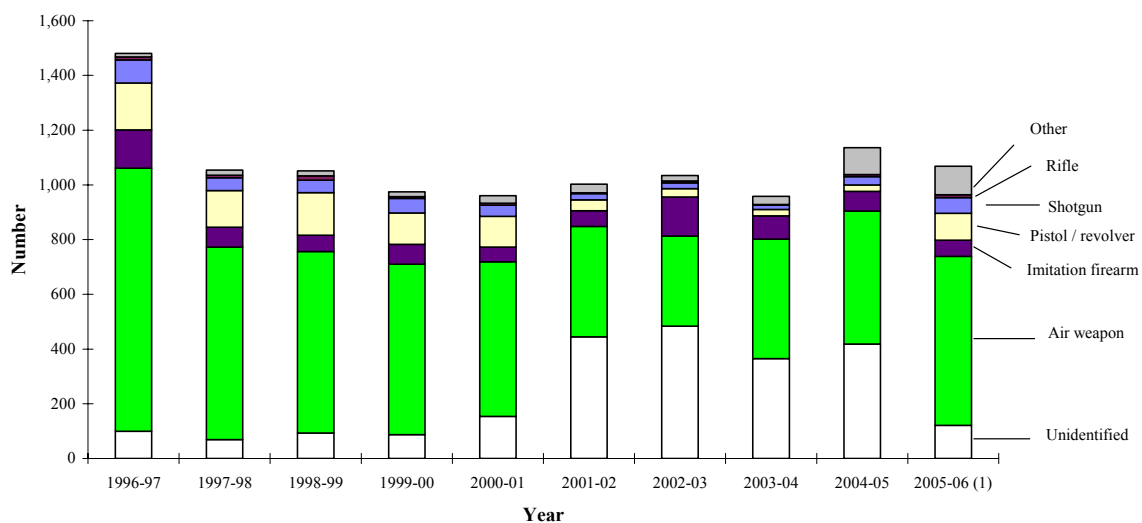
Introduction

This bulletin forms part of The Scottish Executive series of bulletins on the criminal justice system. It covers those crimes and offences recorded by the police in which a firearm was **alleged** to have been used or where a firearm was stolen.

Not all such crimes and offences are reported to the police. The extent of under-reporting is likely to vary considerably according to the seriousness of the crime or offence; for example, armed robberies are much more likely to be reported to the police than malicious damage caused by the firing of an airweapon. Moreover, the propensity of the public to report crimes and offences to the police is influenced by a number of factors and may therefore change over time; thus trends in the number of crimes and offences *recorded* may differ from trends in the number of crimes and offences *committed*.

From this bulletin onward, tables on firearms offences will exclude minor offences under the Firearms 1968 Act, mainly relating to possession, handling and distribution of weapons and ammunition. This is due to the fact that it has become apparent that these offences have not been consistently reported in previous years. Totals for these offences are presented in a new table.

Chart 1 - Crimes and offences recorded by the police in which a firearm was alleged to have been used by main firearm used, Scotland, 1996-97 - 2005-06



(1) See Commentary regarding "Type of firearm".

Contents

	Page
1. INTRODUCTION	1
2. MAIN POINTS	3
3. COMMENTARY	4
<i>Crimes and offences recorded in which a firearm was alleged to have been used</i>	4
<i>Crimes and offences cleared up in which a firearm was alleged to have been used</i>	8
<i>Analysis by police force area</i>	8
<i>Crimes and offences in which a firearm was stolen</i>	8
4. APPENDIX OF TABLES	9
5. ANNEX : NOTES ON STATISTICS USED IN THIS BULLETIN	18

To avoid unnecessary repetition of the term 'recorded crimes and offences' throughout this publication reference will simply be made to 'offences'. This should be interpreted to mean recorded crimes and offences. The reference to the 'use' of firearms throughout the bulletin should also be interpreted to include the 'alleged use' of firearms (see Annex Paragraph 5.4).

Main Points

- Figures in this bulletin differ from those previously published because minor Firearms 1968 Act offences, mainly relating to possession, handling and distribution of weapons and ammunition, are no longer included in the main tables. Totals for these offences are presented in a new table (Table 15).
- In 2005-06 the Scottish police recorded 1,068 offences in which a firearm was alleged to have been used, a decrease of 6 per cent from the total of 1,136 recorded in 2004-05, and 28 per cent lower than the 1996-97 figure of 1,481. (Table 1)
- The use of firearms in criminal activity constituted only a small proportion of all offences recorded by the police in 2005-06; 8 per cent of recorded homicides (8 offences), 5 per cent of recorded attempted murders (35 offences), and 2 per cent of recorded robberies (74 offences). Less than 0.5 per cent of other offences involved the alleged use of a firearm. (Table 2)
- Numbers of identified firearms, relative to unidentified firearms, were expected to rise in 2005-06 as a result of an agreement with police forces that weapons would be identified whenever possible, based on evidence such as type of damage caused, even if the weapons were not recovered. This has proved to be the case, with identified firearm categories showing an increase and unidentified firearms showing a decrease. (Table 3)
- The number of offences in which a firearm was fired and killed or caused injury to a person fell by nearly 40 per cent from 324 in 2004-05 to 197 in 2005-06. (Table 5)
- In 2005-06, 43 per cent of all offences in which a firearm was alleged to have been used were cleared up, compared with the 38 per cent cleared up in 2004-05. (Table 11)
- The Strathclyde police force area, which contains 43 per cent of the Scottish population, accounted for 44 per cent of all offences in which a firearm was alleged to have been used in 2005-06. More specifically, 7 of the 8 homicides, 89 per cent of attempted murders, 75 per cent of serious assaults, and 85 per cent of recorded robberies, but only 36 per cent of minor assaults and 26 per cent of vandalism offences in which a firearm was alleged to have been used took place in Strathclyde. (Table 13)

Commentary

Crimes and offences recorded in which a firearm was alleged to have been used

Crime/offence type

- Trends in the figures for firearms offences have been affected by the introduction of the Scottish Crime Recording Standard (SCRS) which, as anticipated, increased the numbers of minor crimes recorded by the police in 2004-05, such as crimes of vandalism and minor assault. Although the effect of this will be ongoing, there is no new impact for 2005-06.
- Figures in this bulletin differ from those previously published because minor Firearms Act 1968 offences, mainly relating to possession, handling and distribution of weapons and ammunition, are no longer included in the main tables. Totals for these offences are presented in a new table (Table 15).
- In 2005-06 the police recorded 1,068 offences in which a firearm was alleged to have been used, a decrease of 6 per cent from the total of 1,136 recorded in 2004-05, and 28 per cent lower than the 1996-97 figure of 1,481. (Table 1)
- The largest category of offence involving the use of a firearm in 2005-06 was vandalism which constituted 37 per cent of all recorded firearms offences, while Firearms Act 1968 offences (possession of a firearm with intent) accounted for 14 per cent of all recorded firearms offences. (Table 1)
- The number of homicides remained the same, 8, as in 2004-05, while the number of attempted murders increased by 75 per cent from 20 to 35. The number of recorded serious assaults decreased by nearly 60 per cent from 48 in 2004-05 to 20 in 2005-06, while robbery decreased by 13 per cent from 85 in 2004-05 to 74 offences in 2005-06. (Table 1)
- The pattern of offences, once those involving unidentified firearms or air weapons are excluded, shows the largest category of offences is Firearms Act 1968 offences (possession of a firearm with intent), comprising nearly one quarter of all offences. (Table 1A)

Proportion of crimes/offences involving firearms

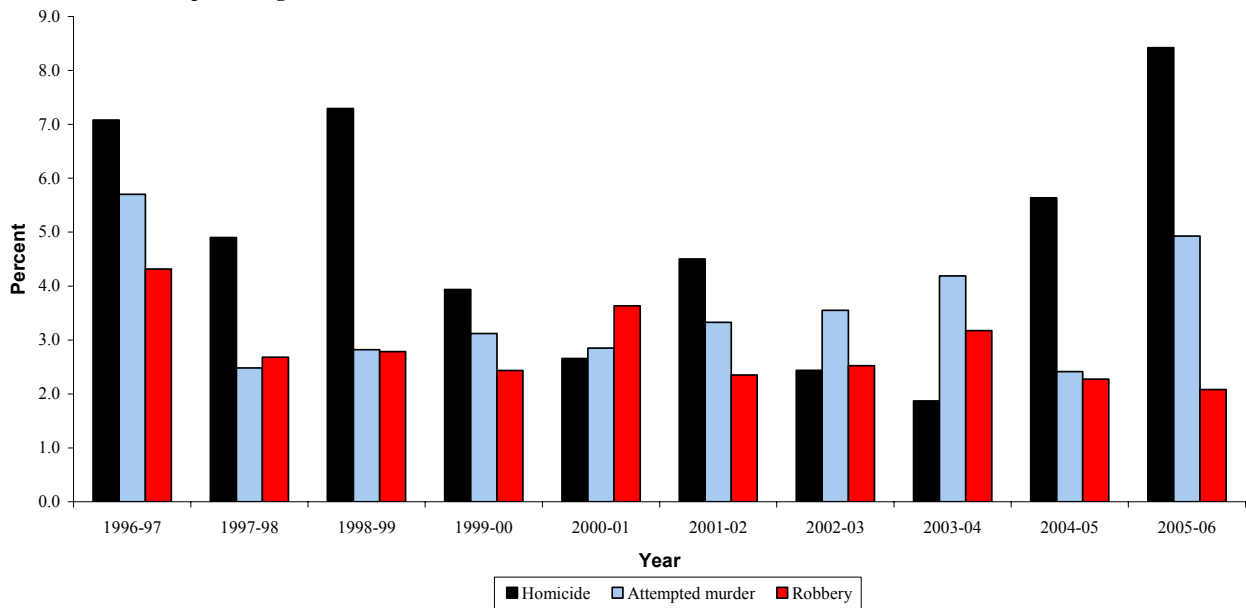
- The use of firearms in criminal activity constituted only a small proportion of all offences recorded by the police in 2005-06; 8 per cent of recorded homicides (8 offences), 5 per cent of recorded attempted murders (35 offences), and 2 per cent of recorded robberies (74 offences). Less than 0.5 per cent of recorded serious assaults (20 offences), recorded minor assaults (143 offences) and vandalism offences (396 offences) involved the alleged use of a firearm. (Table 2)

Type of firearm

- There have been various changes in the way type of firearm has been recorded over the years, which impacts mainly on the numbers of air weapons and unidentified weapons recorded (see Annex 5.12). For 2005-06 returns, all police forces agreed to identify weapons where possible, resulting in an increase in the alleged use of air weapons (and other identified weapons) and a decrease in the alleged use of unidentified firearms.
- In 11 per cent of offences involving firearms in 2005-06, the firearm involved was not identified. This compares with 37 per cent of offences where the firearm was not identified in 2004-05 and shows the impact of the change in recording practice described above. (Table 3)
- Airweapons accounted for 58 per cent of all offences involving firearms in 2005-06, compared to 43 per cent in 2004-05. (Table 3)
- The second most common category where the type of firearm was identified was 'other firearms' (such as starting guns and ball bearing guns), used in 10 per cent of recorded offences in 2005-06. (Table 3)

- Although the majority of firearms that might previously have been logged as unidentified are now recorded as air weapons, the other categories of firearms would also be expected to increase as a result of this change in reporting practice. This has proved to be the case, as the number of offences involving the alleged use of a pistol/revolver was up by over 300 per cent from 24 in 2004-05 to 98 in 2005-06; and the number of offences involving the alleged use of a shotgun nearly doubled, increasing from 30 in 2004-05 to 56 in 2005-06. The number of offences involving a rifle each year is small; there were 11 such offences in 2005-06. (Table 3)

Chart 2 - Crimes and offences recorded by the police in which a firearm was alleged to have been used as a percentage of all crimes and offences recorded for selected crimes, Scotland, 1996-97 - 2005-06



Crime/offence type by main firearm used

- In the eight recorded homicides which involved the alleged use of a firearm in 2005-06, 2 shotguns, 3 pistols/ revolvers, 1 air weapon and 2 unidentified firearms were used. (Table 4)
- In 2005-06, the firearms could not be identified in 7 of the 35 attempted murders. Twelve shotguns, 7 pistols/revolvers, and 9 air weapons were used in the 28 other attempted murders. (Table 4)
- An air weapon was used in 79 per cent of offences of vandalism in 2005-06. An air weapon was also the weapon used in 63 per cent of offences of reckless conduct with firearms, 57 per cent of minor assaults, and 75 per cent of serious assaults, but only 8 per cent of robberies. (Table 4)

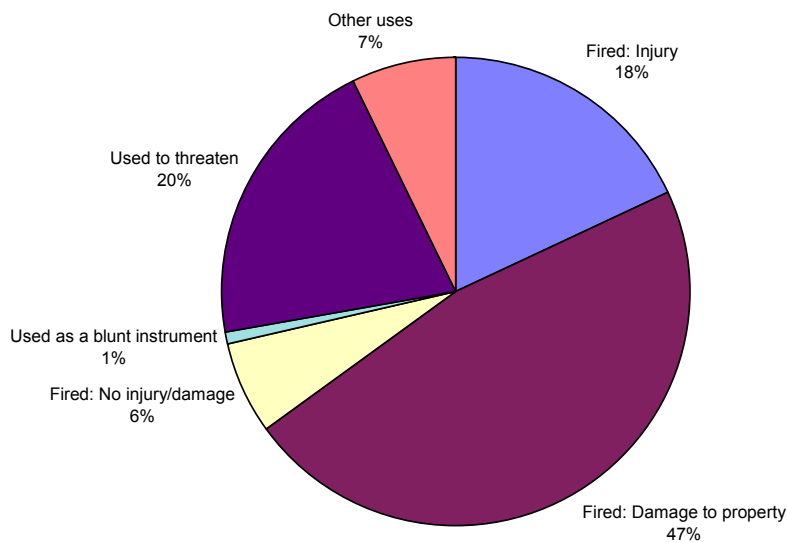
Result of the use of a firearm

- Of the 1,068 offences involving the use of a firearm in 2005-06, 72 per cent involved the actual discharge of the firearm. (Table 5)
- The number of offences in which a firearm was fired and killed or caused injury to a person fell from 324 in 2004-05 to 197 in 2005-06, a decrease of 39 per cent. (Table 5)
- Property damage resulting from the discharge of a firearm accounted for 47 per cent of all offences (499), compared to 44 per cent in 2004-05. (Table 5)
- In 20 per cent of offences the firearm was used to threaten (217 offences in 2005-06 compared with 202 in 2004-05 – an increase of 7 per cent). (Table 5)

Result of use of firearm by main firearm used

- Of the 764 offences in which a firearm was actually fired, 72 per cent involved the use of an air weapon. Of those offences involving an airweapon, 1 resulted in death, 120 resulted in injury to a person and 397 resulted in damage to property. (Table 6)
- 11 of the other incidents resulting in fatal or other injury involved a shotgun, another 11 involved a pistol/ revolver, and none a rifle. (Table 6)
- Where the main firearm used was unidentified, 2 offences resulted in fatal injuries while 8 offences caused injury. (Table 6)
- An imitation firearm was fired in 5 offences, resulting in personal injury in 2 cases and no injury or damage in the other cases. Other types of firearms caused injury on 42 occasions. (Table 6)

Chart 3 - Recorded crimes and offences involving a firearm: Result of use, 2005-06



Crime/offence type by use of firearm

- Of the 74 robberies, a firearm was used to threaten in 68 (92 per cent) of such offences, reflecting the nature of such crimes. (Table 7)
- In serious assaults involving a firearm, the firearm was fired and resulted in injury in 16 out of 20 such cases (80 per cent) and was used to threaten in the remainder. (Table 7)
- In minor assault involving a firearm, the firearm was fired and resulted in injury in 71 per cent of such cases, was fired causing no injury or damage in 12 per cent of cases, and used to threaten in 15 per cent of cases. (Table 7)

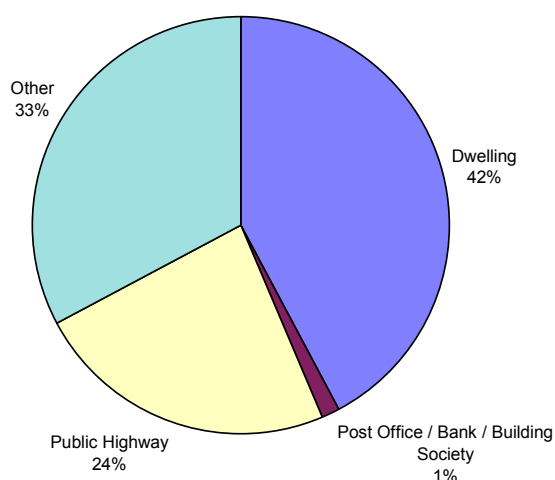
Location of use

- In 2005-06, 42 per cent of offences (450) involving the alleged use of a firearm occurred in a dwelling, an increase of 39 (9 per cent) on the previous year. (Table 8)
- One and a half per cent of offences involving the alleged use of a firearm occurred in banks, building societies or post offices, a decrease of half a per cent from 19 offences in 2004-05 to 16 in 2005-06. A further 24 per cent of offences occurred on public highways, a decrease of 16 per cent from 301 in 2004-05 to 253 in 2005-06. (Table 8)

Victim characteristics

- In 2005-06, the main victim was aged 21 years or over in 100 out of 197 offences (just over 50 per cent) where firearms were alleged to have been fired causing injury. (Table 10)
- The main victim in 67 per cent of such offences was male, compared to 64 per cent of offences in 2004-05. (Table 10)
- There was one offence in which a police officer was shot causing injury. (Table 10)

Chart 4 - Recorded crimes and offences involving a firearm: Location of use, 2005-06



Crimes and offences cleared up in which a firearm was alleged to have been used

Clear - up rates

- In 2005-06, 43 per cent of all offences in which a firearm was alleged to have been used were cleared up, an increase from 38 per cent in 2004-05. (Table 11)
- The clear up rate for offences of homicide with firearms was 88 per cent in 2005-06 compared to 63 per cent in 2004-05 (although this is based on a very small number of homicides, 8 in both years). The clear up rate for attempted murders was 66 per cent in 2005-06 (23 out of 35 attempted murders), up from 40 per cent in 2004-05. (Table 11)
- The clear up rate for serious assault with firearms increased from 35 per cent in 2004-05 to 55 per cent in 2005-06. (Table 11)
- The clear up rate for robbery offences decreased from 48 per cent in 2004-05 to 30 per cent in 2005-06. (Table 11)
- There was an increase in the clear up rate for vandalism offences from 3 per cent in 2004-05 to 9 per cent in 2005-06. (Table 11)

Accused characteristics

- The total number of offences cleared up, in which there was an accused, increased by 7 per cent from 428 in 2004-05 to 456 in 2005-06. (Table 12)
- The number of offences cleared up in 2005-06 where the main accused was aged 15 years or under was 104, representing 23 per cent of offences cleared up. The main accused was aged 16 – 20 years in 112 cases (25 per cent), and was 21 or over in 240 (53 per cent) of these cases. (Table 12)
- Nearly 50 per cent of firearm offences involving young persons aged 15 or under related to the use of an air weapon, rising to 51 per cent for those aged 16-20 and falling to 35 per cent for those accused aged 21 or over. (Table 12A)

Analysis by police force area

- The Strathclyde police force area, which contains 43 per cent of the Scottish population, accounted for 44 per cent of all offences in which a firearm was alleged to have been used in 2005-06. (Table 13)
- More specifically, 7 of the 8 homicides, 89 per cent of attempted murders, 75 per cent of serious assaults, and 85 per cent of recorded robberies, but only 36 per cent of minor assaults and 26 per cent of vandalism offences in which a firearm was alleged to have been used took place in Strathclyde. (Table 13)

Crimes and offences in which a firearm was stolen

- During 2005-06 the Scottish police recorded 12 offences in which a firearm other than an air weapon was stolen, a decrease of 8 per cent from 13 in 2004-05. (Table 14)
- The number of stolen shotguns rose from 5 in 2004-05 to 10 in 2005-06 and 2 ‘other’ firearms were stolen, compared to 6 in 2004-05. (Table 14)

Minor Firearms 1968 Act Offences

- The number of minor Firearms 1968 Act offences, mainly relating to the possession, handling and distribution of weapons, decreased by 3 per cent from 947 in 2004-05 to 916 in 2005-06. (Table 15)

Appendix of tables

All the tables relate to crimes and offences recorded by the police in which a firearm was alleged to have been used.

- Table 1 : All firearms, Scotland, 1996-97 - 2005-06
- Table 1A : Identified firearms excluding air weapons, Scotland, 1996-97 - 2005-06
- Table 2 : Crimes and offences recorded by the police in which a firearm was alleged to have been used as a percentage of all crimes and offences recorded for selected crimes, Scotland, 1996-97 - 2005-06
- Tables 3 : Crimes and offences recorded by the police in which a firearm was alleged to have been used by main firearm used, Scotland, 1996-97 - 2005-06
- Table 4 : Crimes and offences recorded by the police in which a firearm was alleged to have been used by crime/offence type and main firearm used, Scotland, 2005-06
- Table 5 : All firearms by how used, Scotland, 1996-97 - 2005-06
- Table 5A : Identified firearms excluding air weapons by how used, Scotland, 1996-97 - 2005-06
- Table 6 : All firearms by how used and main firearm used, Scotland, 2005-06
- Table 7 : All firearms by crime/offence and how used, Scotland, 2005-06
- Table 7A : Identified firearms excluding air weapons by crime/offence and how used, Scotland, 2005-06
- Table 8 : All firearms by location of use, Scotland, 1996-97 - 2005-06
- Table 8A : Identified firearms excluding air weapons by location of use, Scotland, 1996-97 - 2005-06
- Table 9 : All firearms fired causing injury by main firearm used, Scotland, 1996-97 - 2005-06
- Table 10 : All firearms fired causing injury by age and sex of main victim, Scotland, 1996-97 - 2005-06
- Table 10A : Identified firearms excluding air weapons fired causing injury by age and sex of main victim, Scotland, 1996-97 - 2005-06
- Table 11 : Crimes and offences recorded by the police in which a firearm was alleged to have been used by percentage of crimes cleared up, Scotland, 1996-97 - 2005-06
- Table 12 : Crimes and offences recorded by the police in which a firearm was alleged to have been used by age of main accused in crimes cleared up, Scotland, 1996-97 - 2005-06
- Table 12A : Crimes and offences recorded by the police in which a firearm was alleged to have been used by age of main accused and main firearm used in crimes cleared up, Scotland, 2005-06
- Table 13 : All firearms by police force area, Scotland, 2005-06
- Table 13A : Identified firearms excluding airweapons by police force area, Scotland, 2005-06
- Table 14 : Crimes and offences recorded by the police in which a firearm was stolen by main firearm stolen (excluding airweapons), Scotland, 1996-97 - 2005-06
- Table 15 : Miscellaneous firearms offences by police force area, Scotland, 1996-97 - 2005-06

Crimes and offences recorded by the police in which a firearm was alleged to have been used, Scotland, 1996-97 to 2005-06

Table 1

Crime/offence	Number & Percentage										
	1996-97	1997-98	1998-99	1999-00	2000-01	2001-02	2002-03	2003-04	2004-05	2005-06	% change 04-05 - 05-06
Total	1,481	1,054	1,051	975	960	1,003	1,034	958	1,136	1,068	-6
Homicide	8	5	7	5	3	5	3	2	8	8	-
Attempted murder	35	16	18	22	17	24	27	31	20	35	75
Serious assault	36	25	38	45	50	47	39	67	48	20	-58
Robbery	221	122	140	120	156	108	117	132	85	74	-13
Vandalism	470	311	289	277	238	280	276	345	408	396	-3
Reckless conduct with firearms	256	206	162	168	140	158	147	137	169	123	-27
Firearms Act 1968 offences ⁽¹⁾	155	125	115	122	106	125	153	115	120	152	27
Minor assault	243	208	209	183	205	216	230	104	229	143	-38
Other crimes & offences	57	36	73	33	45	40	42	25	49	117	139

(1) Possession of a firearm with intent to endanger life, commit crime and cause fear of violence. Does not include other miscellaneous offences.
These are now given separately in table 15.

Crimes and offences recorded by the police in which an identified firearm other than an air weapon was alleged to have been used, Scotland, 1996-97 to 2005-06

Table 1A

Crime/offence	Number & Percentage										
	1996-97	1997-98	1998-99	1999-00	2000-01	2001-02	2002-03	2003-04	2004-05	2005-06	% change 04-05 - 05-06
Total	420	281	295	265	241	155	221	156	232	329	42
Homicide	6	5	4	3	3	-	-	1	2	5	150
Attempted murder	25	14	13	17	13	9	-	4	13	19	46
Serious assault	13	7	5	7	4	4	9	16	3	3	-
Robbery	163	87	91	82	90	25	33	29	24	56	133
Vandalism	2	4	7	4	2	4	4	3	15	27	80
Reckless conduct with firearms	25	22	10	21	13	5	13	11	10	42	320
Firearms Act 1968 offences ⁽¹⁾	114	82	74	84	61	54	104	59	62	80	29
Minor assault	39	45	67	29	34	36	34	21	77	52	-32
Other crimes & offences	33	15	24	18	21	18	24	12	26	45	73

(1) Possession of a firearm with intent to endanger life, commit crime and cause fear of violence. Does not include other miscellaneous offences.
These are now given separately in table 15.

Crimes and offences recorded by the police in which a firearm was alleged to have been used as a percentage of all crimes and offences recorded for selected crimes, Scotland, 1996-97 to 2005-06

Table 2

Crime/offence	Percentage ⁽¹⁾									
	1996-97	1997-98	1998-99	1999-00	2000-01	2001-02	2002-03	2003-04	2004-05	2005-06
Homicide	7.1	4.9	7.3	3.9	2.7	4.5	2.4	1.9	5.6	8.4
Attempted murder	5.7	2.5	2.8	3.1	2.9	3.3	3.6	4.2	2.4	4.9
Serious assault	0.6	0.5	0.6	0.7	0.8	0.7	0.6	1.0	0.7	0.3
Robbery	4.3	2.7	2.8	2.4	3.6	2.4	2.5	3.2	2.3	2.1
Vandalism	0.6	0.4	0.4	0.4	0.3	0.3	0.3	0.4	0.3	0.3
Minor assault	0.5	0.4	0.4	0.3	0.4	0.4	0.4	0.2	0.3	0.2

(1) Some of the figures in this table are based on fewer than 100 recorded cases.

Crimes and offences recorded by the police in which a firearm was alleged to have been used by main firearm used, Scotland, 1996-97 to 2005-06

Table 3

Main firearm used	Number & Percentage										
	1996-97	1997-98	1998-99	1999-00	2000-01	2001-02	2002-03	2003-04	2004-05	2005-06 ⁽¹⁾	% change 04-05 - 05-06
Total	1,481	1,054	1,051	975	960	1,003	1,034	958	1,136	1,068	-6
Shotgun	84	47	45	53	41	23	21	16	30	57	90
Rifle	12	9	16	7	7	3	7	2	8	11	38
Pistol/revolver	171	134	156	114	112	39	30	23	24	98	308
Air weapon	962	704	663	623	565	404	329	437	486	618	27
Imitation firearm	140	72	60	73	54	58	143	85	72	59	-18
Unidentified	99	69	93	87	154	444	484	365	418	121	-71
Other	13	19	18	18	27	32	20	30	98	104	6
Total identified excluding airweapons	420	281	295	265	241	155	221	156	232	329	42

Main firearm used	Percentage									
	1996-97	1997-98	1998-99	1999-00	2000-01	2001-02	2002-03	2003-04	2004-05	2005-06
Total	100	100	100	100	100	100	100	100	100	100
Shotgun	6	4	4	5	4	2	2	2	3	5
Rifle	1	1	2	1	1	*	1	*	1	1
Pistol/revolver	12	13	15	12	12	4	3	2	2	9
Air weapon	65	67	63	64	59	40	32	46	43	58
Imitation firearm	9	7	6	7	6	6	14	9	6	6
Unidentified	7	7	9	9	16	44	47	38	37	11
Other	1	2	2	2	3	3	2	3	9	10
Total identified excluding airweapons	28	27	28	27	25	15	21	16	20	31

(1) See Commentary regarding "Type of firearm".

Crimes and offences recorded by the police in which a firearm was alleged to have been used by crime/offence type and main firearm used, Scotland, 2005-06

Table 4

Crime/offence	Main firearm used							TOTAL
	Shotgun	Rifle	Pistol/ Revolver	Air weapon	Imitation	Unidentified	Other	
Total	57	11	98	618	59	121	104	1,068
Homicide	2	-	3	1	-	2	-	8
Attempted murder	12	-	7	9	-	7	-	35
Serious assault	1	-	1	15	1	2	-	20
Robbery	7	2	42	6	4	12	1	74
Vandalism	2	1	2	311	-	58	22	396
Reckless conduct with firearms	13	2	5	77	3	4	19	123
Firearms Act 1968 offences ⁽¹⁾	13	1	28	57	33	15	5	152
Minor assault	-	-	5	81	5	10	42	143
Other crimes & offences	7	5	5	61	13	11	15	117

(1) Possession of a firearm with intent to endanger life, commit crime and cause fear of violence. Does not include other miscellaneous offences.

These are now given separately in table 15.

Crimes and offences recorded by the police in which a firearm was alleged to have been used by how used, Scotland, 1996-97 to 2005-06

Table 5

How used	Number & Percentage										% change 04-05 - 05-06
	1996-97	1997-98	1998-99	1999-00	2000-01	2001-02	2002-03	2003-04	2004-05	2005-06	
Total	1,481	1,054	1,051	975	960	1,003	1,034	958	1,136	1,068	-6
Fired - fatal injury	8	5	7	5	3	5	3	2	8	8	-
- causing injury	322	240	257	259	320	326	340	239	316	189	-40
- damage to property	564	384	376	363	301	341	334	416	500	499	0
- no injury/damage	105	83	56	41	12	22	44	26	61	68	11
Used as a blunt instrument	10	9	13	16	12	18	9	6	14	9	-36
Used to threaten	435	302	250	202	222	186	170	183	202	217	7
Other uses	37	31	92	89	90	105	134	86	35	78	123

Crimes and offences recorded by the police in which an identified firearm other than an air weapon was alleged to have been used by how used, Scotland, 1996-97 to 2005-06

Table 5A

How used	Number & Percentage										% change 04-05 - 05-06
	1996-97	1997-98	1998-99	1999-00	2000-01	2001-02	2002-03	2003-04	2004-05	2005-06	
Total	420	281	295	265	241	155	221	156	232	329	42
Fired - fatal injury	6	5	4	3	3	-	-	1	2	5	150
- causing injury	31	18	35	18	32	26	37	31	73	61	-16
- damage to property	19	16	15	27	16	8	12	9	19	40	111
- no injury/damage	26	21	22	20	4	9	11	10	23	34	48
Used as a blunt instrument	7	4	9	9	11	3	3	1	3	5	67
Used to threaten	304	201	155	127	122	61	69	64	91	134	47
Other uses	27	16	55	61	53	48	89	40	21	50	138

Crimes and offences recorded by the police in which a firearm was alleged to have been used by main firearm used, Scotland, 2005-06

Table 6

How used	Main firearm used							TOTAL
	Shotgun	Rifle	Pistol/ Revolver	Air weapon	Imitation	Unidentified	Other	
	Total	57	11	98	618	59	121	
Fired - fatal injury	2	-	3	1	-	2	-	8
- causing injury	9	-	8	120	2	8	42	189
- damage to property	9	4	3	397	-	62	24	499
- no injury/damage	8	-	9	31	3	3	14	68
Used as a blunt instrument	1	-	1	1	3	3	-	9
Used to threaten	16	7	65	47	31	36	15	217
Other uses	12	-	9	21	20	7	9	78

Crimes and offences recorded by the police in which a firearm was alleged to have been used by crime/offence and how used, Scotland, 2005-06

Table 7

Crime/offence	How firearm was used							TOTAL
	Fired - fatal injury	Fired - causing injury	Fired - damage to property	Fired - no injury/damage	Blunt instrument	Used to threaten	Other use	
Total	8	189	499	68	9	217	78	1,068
Homicide	8	-	-	-	-	-	-	8
Attempted murder	-	25	-	8	2	-	-	35
Serious assault	-	16	-	-	-	4	-	20
Robbery	-	-	-	3	3	68	-	74
Vandalism	-	-	396	-	-	-	-	396
Reckless conduct with firearms	-	41	59	15	-	2	6	123
Firearms Act 1968 offences ⁽¹⁾	-	3	2	13	1	89	44	152
Minor assault	-	101	-	17	3	22	-	143
Other crimes & offences	-	3	42	12	-	32	28	117

(1) Possession of a firearm with intent to endanger life, commit crime and cause fear of violence. Does not include other miscellaneous offences. These are now given separately in table 15.

Crimes and offences recorded by the police in which an identified firearm other than an air weapon was alleged to have been used by crime/ offence and how used, Scotland, 2005-06

Table 7A

Crime/offence	How firearm was used							TOTAL
	Fired - fatal injury	Fired - causing injury	Fired - damage to property	Fired - no injury/damage	Blunt instrument	Used to threaten	Other use	
Total	5	61	40	34	5	134	50	329
Homicide	5	-	-	-	-	-	-	5
Attempted murder	-	12	-	6	1	-	-	19
Serious assault	-	-	-	-	-	3	-	3
Robbery	-	-	-	1	2	53	-	56
Vandalism	-	-	27	-	-	-	-	27
Reckless conduct with firearms	-	14	7	13	-	2	6	42
Firearms Act 1968 offences ⁽¹⁾	-	1	1	3	-	48	27	80
Minor assault	-	32	-	7	2	11	-	52
Other crimes & offences	-	2	5	4	-	17	17	45

(1) Possession of a firearm with intent to endanger life, commit crime and cause fear of violence. Does not include other miscellaneous offences. These are now given separately in table 15.

Crimes and offences recorded by the police in which a firearm was alleged to have been used by location of use, Scotland, 1996-97 to 2005-06

Table 8

Location of use	Number & Percentage										
	1996-97	1997-98	1998-99	1999-00	2000-01	2001-02	2002-03	2003-04	2004-05	2005-06	% change 04-05 - 05-06
Total	1,481	1,054	1,051	975	960	1,003	1,034	958	1,136	1,068	-6
Dwelling	471	317	314	323	274	306	296	331	411	450	9
Post Office	13	6	12	12	6	7	9	15	12	3	-75
Bank / Building society	11	5	9	14	9	2	11	10	7	13	86
Public highway	436	372	349	322	352	353	391	272	301	253	-16
School / College	41	25	38	22	20	20	23	23	26	19	-27
Place of Public Entertainment	18	6	2	4	6	7	12	5	4	6	50
Other locations	491	323	327	278	293	308	292	302	375	324	-14

Crimes and offences recorded by the police in which an identified firearm other than an air weapon was alleged to have been used by location of use, Scotland, 1996-97 to 2005-06

Table 8A

Location of use	Number & Percentage										
	1996-97	1997-98	1998-99	1999-00	2000-01	2001-02	2002-03	2003-04	2004-05	2005-06	% change 04-05 - 05-06
Total	420	281	295	265	241	155	221	156	232	329	42
Dwelling	94	52	67	74	60	33	36	31	45	96	113
Post Office	10	4	11	10	6	-	4	3	6	2	-67
Bank / Building society	5	4	6	11	3	-	7	3	2	11	450
Public highway	127	94	106	84	70	56	91	44	75	90	20
School / College	3	3	-	2	7	1	8	4	9	8	-11
Place of Public Entertainment	8	1	2	1	2	2	3	4	1	2	100
Other locations	173	123	103	83	93	63	72	67	94	120	28

Crimes and offences recorded by the police in which a firearm was alleged to have been fired causing injury by main firearm used, Scotland, 1996-97 to 2005-06

Table 9

Main firearm used	Number & Percentage										
	1996-97	1997-98	1998-99	1999-00	2000-01	2001-02	2002-03	2003-04	2004-05	2005-06 ⁽¹⁾	% change 04-05 - 05-06
Total	330	245	264	264	323	331	343	241	324	197	-39
Shotgun	18	4	8	6	5	4	3	2	6	11	83
Rifle	-	-	2	1	1	-	-	1	3	-	-100
Pistol / Revolver	12	12	26	9	7	6	-	-	2	11	450
Air weapon	279	220	217	233	268	162	149	100	96	121	26
Imitation	2	2	-	1	4	3	27	12	11	2	-82
Unidentified	14	2	8	10	20	143	157	109	153	10	-82
Other	5	5	3	4	18	13	7	17	53	42	-93
Total identified excluding airweapons	37	23	39	21	35	26	37	32	75	66	-12

(1) See Commentary regarding "Type of firearm".

Crimes and offences recorded by the police in which a firearm was alleged to have been fired causing injury by age & sex of main victim, Scotland, 1996-97 to 2005-06

Table 10

Age & sex of main victim	Number & Percentage										
	1996-97	1997-98	1998-99	1999-00	2000-01	2001-02	2002-03	2003-04	2004-05	2005-06	% change 04-05 - 05-06
All victims	330	245	264	264	323	331	343	241	324	197	-39
10 or under	40	26	21	23	42	32	42	30	52	29	-44
11-15	121	100	99	121	119	107	112	73	92	47	-49
16-20	40	29	28	32	40	50	49	30	46	21	-54
21 or over	129	90	116	87	122	142	140	108	134	100	-25
Unknown	-	-	-	1	-	-	-	-	-	-	-
Male	255	155	181	183	229	238	255	175	208	132	-37
10 or under	33	19	13	14	35	22	31	24	36	18	-50
11-15	90	61	62	86	76	74	82	49	47	28	-40
16-20	31	21	20	20	34	37	40	24	27	11	-59
21 or over	101	54	86	62	84	105	102	78	98	75	-23
Unknown	-	-	-	1	-	-	-	-	-	-	-
Female	72	90	78	81	93	92	87	64	116	64	-45
10 or under	7	7	8	9	7	10	11	6	16	11	-31
11-15	31	39	37	35	43	33	30	24	45	19	-58
16-20	9	8	8	12	6	13	9	6	19	10	-47
21 or over	25	36	25	25	37	36	37	28	36	24	-33
Unknown	-	-	-	-	-	-	-	-	-	-	-
Police officer	3	-	5	-	1	1	1	2	-	1	-

Crimes and offences recorded by the police in which an identified firearm other than an air weapon was alleged to have been fired causing injury by age & sex of main victim, Scotland, 1996-97 to 2005-06

Table 10A

Age & sex of main victim	Number & Percentage										
	1996-97	1997-98	1998-99	1999-00	2000-01	2001-02	2002-03	2003-04	2004-05	2005-06	% change 04-05 - 05-06
All victims	37	23	39	21	35	26	37	32	75	66	-12
10 or under	1	-	-	-	6	5	10	10	25	14	-44
11-15	1	6	5	5	14	7	13	15	21	14	-33
16-20	7	1	2	1	3	3	2	2	3	5	67
21 or over	28	16	32	15	12	11	12	5	26	33	27
Unknown	-	-	-	-	-	-	-	-	-	-	-
Male	32	18	35	15	28	23	25	22	43	46	7
10 or under	1	-	-	-	5	5	7	9	17	8	-53
11-15	-	3	4	2	10	4	9	8	6	8	33
16-20	6	1	2	1	3	3	2	1	1	1	-
21 or over	25	14	29	12	10	11	7	4	19	29	53
Unknown	-	-	-	-	-	-	-	-	-	-	-
Female	5	5	3	6	7	3	12	10	32	19	-41
10 or under	-	-	-	-	1	-	3	1	8	6	-25
11-15	1	3	1	3	4	3	4	7	15	6	-60
16-20	1	-	-	-	-	-	-	1	2	4	100
21 or over	3	2	2	3	2	-	5	1	7	3	-57
Unknown	-	-	-	-	-	-	-	-	-	-	-
Police officer	-	-	1	-	-	-	-	-	-	1	-

Crimes and offences recorded by the police in which a firearm was alleged to have been used by percentage of crimes cleared up, Scotland, 1996-97 to 2005-06

Table 11
Percentage ⁽¹⁾

Crime/offence	1996-97	1997-98	1998-99	1999-00	2000-01	2001-02	2002-03	2003-04	2004-05	2005-06
Total	40	44	45	44	48	44	46	40	38	43
Homicide	88	100	57	60	33	0	67	50	63	88
Attempted murder	46	63	72	27	76	38	22	48	40	66
Serious assault	44	76	61	67	50	53	38	57	35	55
Robbery	29	30	31	38	53	39	43	46	48	30
Vandalism	3	5	6	6	9	10	4	8	3	9
Reckless conduct with firearms	61	63	52	50	50	54	52	47	45	49
Firearms Act 1968 offences ⁽²⁾	94	84	86	92	95	91	94	90	83	88
Minor assault	55	55	67	57	53	54	58	57	58	64
Other crimes & offences	81	83	70	76	80	68	90	72	76	62

(1) Many of the figures in this table are based on fewer than 100 recorded cases.

(2) Possession of a firearm with intent to endanger life, commit crime and cause fear of violence. Does not include lesser category of miscellaneous offences: these are now given separately in table 15.

Crimes and offences cleared up by the police in which a firearm was alleged to have been used and an accused was identified; by age of main accused, Scotland, 1996-97 to 2005-06

Table 12

Number & Percentage

Age	1996-97	1997-98	1998-99	1999-00	2000-01	2001-02	2002-03	2003-04	2004-05	2005-06	% change 04-05 - 05-06
Total	599	466	476	428	460	446	475	386	428	456	7
15 or under	165	128	130	114	117	120	132	69	110	104	-5
16-20	175	138	139	129	130	134	154	136	120	112	-7
21 or over	259	200	207	185	213	192	189	181	198	240	21

Crimes and offences cleared up by the police in which a firearm was alleged to have been used and an accused was identified; by age of main accused and main firearm used, Scotland, 2005-06

Table 12A

Number

Age	Main firearm used							Other	TOTAL
	Shotgun	Rifle	Pistol/ Revolver	Air weapon	Imitation	Unidentified			
Total	38	3	50	192	53	39	81	456	
15 or under	-	-	2	51	2	1	48	104	
16-20	5	-	8	57	16	7	19	112	
21 or over	33	3	40	84	35	31	14	240	

Crimes and offences recorded by the police in which a firearm was alleged to have been used
by police force area, Scotland, 2005-06

Table 13

Crime/offence	Number								SCOTLAND
	Central	Dumfries & Galloway	Fife	Grampian	Lothian & Borders	Northern	Strathclyde	Tayside	
Total	17	27	10	38	418	11	474	73	1,068
Homicide	-	-	-	-	-	1	7	-	8
Attempted murder	-	-	-	-	3	-	31	1	35
Serious assault	-	-	-	-	5	-	15	-	20
Robbery	1	-	1	-	8	-	63	1	74
Vandalism	3	7	-	3	258	-	103	22	396
Reckless conduct with firearms	3	7	7	2	16	10	60	18	123
Firearms Act 1968 offences ⁽¹⁾	1	3	1	5	26	-	108	8	152
Minor assault	3	3	-	9	57	-	51	20	143
Other crimes & offences	6	7	1	19	45	-	36	3	117

(1) Possession of a firearm with intent to endanger life, commit crime and cause fear of violence. Does not include other miscellaneous offences. These are now given separately in table 15.

Crimes and offences recorded by the police in which an identified firearm
other than an air weapon was alleged to have been used
by police force area, Scotland, 2005-06

Table 13A

Crime/offence	Number								SCOTLAND
	Central	Dumfries & Galloway	Fife	Grampian	Lothian & Borders	Northern	Strathclyde	Tayside	
Total	2	17	4	14	107	10	139	36	329
Homicide	-	-	-	-	-	1	4	-	5
Attempted murder	-	-	-	-	1	-	18	-	19
Serious assault	-	-	-	-	1	-	2	-	3
Robbery	-	-	1	-	6	-	48	1	56
Vandalism	-	2	-	-	19	-	3	3	27
Reckless conduct with firearms	1	5	1	2	10	9	3	11	42
Firearms Act 1968 offences ⁽¹⁾	-	2	1	1	17	-	56	3	80
Minor assault	-	3	-	2	26	-	5	16	52
Other crimes & offences	1	5	1	9	27	-	-	2	45

(1) Possession of a firearm with intent to endanger life, commit crime and cause fear of violence. Does not include other miscellaneous offences. These are now given separately in table 15.

Crimes and offences recorded by the police in which a firearm was stolen
by main firearm stolen (excluding air weapons), Scotland, 1996-97 to 2005-06

Table 14

Main firearm stolen	Number & Percentage										
	1996-97	1997-98	1998-99	1999-00	2000-01	2001-02	2002-03	2003-04	2004-05	2005-06	% change 04-05 - 05-06
Total	60	28	29	33	28	29	26	18	13	12	-8
Shotgun	23	12	11	17	9	12	13	9	5	10	100
Rifle	16	8	4	4	8	5	6	1	1	0	-100
Pistol/revolver	8	2	6	3	6	1	2	3	1	0	-100
Other firearms	13	6	8	9	5	11	5	5	6	2	-67

Miscellaneous firearms Offences ^{(1) (2)}
by police force area, Scotland, 1996-97 to 2005-06

Table 15

Crime/offence	Number & Percentage										
	1996-97	1997-98	1998-99	1999-00	2000-01	2001-02	2002-03	2003-04	2004-05	2005-06	% change 04-05 - 05-06
Total	1,166	1,032	828	752	758	755	660	664	947	916	-3
Central	94	43	47	64	55	51	37	40	71	50	-30
Dumfries & Galloway	74	59	37	40	34	21	35	37	32	22	-31
Fife	50	40	55	29	45	64	21	19	36	26	-28
Grampian	93	113	74	56	85	69	62	66	80	88	10
Lothian & Borders	42	68	41	27	26	36	35	59	102	136	33
Northern	168	129	87	50	71	66	74	62	69	73	6
Strathclyde	504	455	399	420	385	407	327	321	481	461	-4
Tayside	141	125	88	66	57	41	69	60	76	60	-21

(1) Mainly offences related to possession, handling and distribution of weapons and ammunition.

(2) Taken from Recorded Crimes and Offences data collection.

Annex : Notes on statistics used in this bulletin

Returns

5.1 The statistics in this bulletin are derived from returns submitted by police forces in respect of crimes and offences recorded by them in which a firearm is alleged to have been used. A crime or offence is counted in the same way as in the statistics of all crimes and offences recorded by the police. The firearms return used to collect the statistics in this bulletin was revised in January 1993. The major change involved moving from an offence based return to an incident based return. In incidents where several crimes or offences occur each crime or offence within the incident is counted. However, the information in this bulletin is based on crimes and offences involving the alleged use of firearms not incidents.

5.2 A return is submitted for each incident where a crime or offence in which a firearm is alleged to have been involved with the exception of cases where an airweapon is recklessly handled causing neither injury nor damage to property. From now on miscellaneous firearms offences relating mainly to possession, handling and distribution of firearms and ammunition will also be excluded from the main tables. Prior to 2005-06 returns were submitted for miscellaneous firearms offences, but in discussions with police forces it became apparent that not all such incidents were included. Therefore it was decided to remove such incidents from the main tables, and add another table giving totals for these offences based on separate Recorded Crime returns. Because of the wide ranging nature of the relevant crime code, the numbers included in the Recorded Crime data collection dwarf those that were thought suitable for inclusion in the firearms return by police forces, as shown in the following table:

Miscellaneous Firearms Act 1968 Offences: Previous bulletin figures vs totals from Recorded Crime data collection, 1996-97 to 2004-05

	Firearms Bulletins	Recorded Crime	Firearms bulletins as % of Recorded Crime
1996-97	49	1,166	4.2
1997-98	22	1,032	2.1
1998-99	15	828	1.8
1999-00	7	752	0.9
2000-01	10	758	1.3
2001-02	26	755	3.4
2002-03	16	660	2.4
2003-04	17	664	2.6
2004-05	35	947	3.7

5.3 The figures given in this bulletin are subject to the inaccuracies inherent in any large-scale recording system; in particular it is possible that some of the inter-force variations shown in Tables 13 and 13A arise from differences in procedure or different force interpretation. The move to an incident rather than individual offence based recording system revealed some undercounting of offences involving firearms in years prior to 1994.

Legislation

5.4 Contraventions of Scottish criminal law are divided for statistical purposes into crimes and offences. The term 'crime' is generally used for the more serious criminal acts; the less serious are termed 'offences', although the term 'offence' may also be used in relation to serious breaches of criminal law. To avoid unnecessary repetition of the term 'recorded crimes and offences' throughout this publication reference is simply made to 'offences'. This should be interpreted to mean recorded crimes and offences. The reference to the 'use' of firearms throughout the bulletin should also be interpreted to include the 'alleged use' of firearms.

5.5 The main firearm is that which inflicts the most serious injury or damage or, in cases where no injury or damage is caused, that firearm considered potentially most dangerous. Only about 2 per cent of offences in which a firearm is alleged to have been used involve more than one firearm. The 'Other firearms' category includes weapons such as starting guns and ball bearing guns. From 1988, crossbows were included in the 'Other' category. The 'Imitation' category includes replica and imitation weapons.

5.6 Following the Dunblane incident changes to the existing firearms legislation were introduced to enhance public safety. As a result, the Firearms (Amendment) Act 1997 ("the 1997 Act") was implemented and thereafter the Firearms (Amendment)(No.2) Act 1997 ("the 1997 (No.2) Act"). Under the 1997 Act, all pistols (otherwise referred to as "handguns") over .22 calibre were banned with effect from 1 October 1997. The 1997 (No.2) Act came into effect from 1 March 1998. A number of types of handgun were exempted from the 1997 (No.2) Act including muzzle-loading guns, shot pistols, slaughtering instruments, firearms used for the humane killing of animals, trophies of war etc.

5.7 The Anti-Social Behaviour Act 2003 raised the age for owning an air weapon from 14 to 17; created a new offence of possessing an air weapon or imitation weapon in a public place without reasonable excuse; banned future import and sale of air weapons using self-contained air cartridge systems and licensed those already held. The Criminal Justice Act 2003 also imposed minimum sentences for the illegal possession of a prohibited firearm. In 2005 there was a ten week air weapon hand in from 23 March to 3 June. This resulted in 913 air weapons being handed in during those 10 weeks.

Statistical issues

5.8 Details of the age and sex of the main victim are collected only for offences in which injury is caused. The main victim is the person most seriously injured. Cases involving injury to animals are recorded under the category property damage rather than injury - which is reserved solely for the purposes of recording injuries to persons.

5.9 Details of the age and sex of the main accused are collected for offences cleared up. In offences involving injury or damage the main accused is the person who inflicts the most serious injury or damage. In other instances, it is taken to be the oldest person. In previous bulletins, there had been an element of overstatement of crimes cleared up, due to including some offences where no accused was identified in the years from 2001 to 2003. This affected figures in tables 11, 12 and 12A.

5.10 Late returns (for example where a crime or offence is subsequently cleared up) may result in revisions in the next issue of this bulletin.

5.11 The figures shown in Table 14 for stolen firearms are not included elsewhere. The information reflects solely those incidents where firearms were stolen, and not whether they were used to perpetrate a crime or offence.

5.12 There have been various changes in the way the type of firearm used has been recorded over the years. In Strathclyde, prior to 2001, and Lothian and Borders, prior to 2002, if a weapon was not seen or seen but not established, an assumption was made about what type of weapon this was. It was usually assumed that it was an air weapon and was recorded as such in the statistical return. However, there was a change of this recording practice such that if a weapon was not seen or seen but not established, it was recorded as such and no assumption is made about what the weapon was. This had the effect of increasing the number of incidents involving an unidentified firearm and reducing those involving an air weapon.

Subsequently, Lothian and Borders police began recording details of incidents using crime reports from members of the public. The complainants may identify the firearm involved as an air weapon, based on the type of damage caused, even if they have not seen the firearm.. For 2005-06 returns, all police forces agreed to identify weapons where possible, resulting in an increase in the alleged use of air weapons (and other identified weapons) and a decrease in the alleged use of unidentified firearms.

Crimes and offences cleared up

5.13 The definition of 'cleared up' was revised with effect from 1 April 1996. Previously, a crime or offence was regarded as being cleared up if one or more offenders was apprehended, cited, warned or traced for it. This was revised as follows:

A crime or offence is regarded as cleared up where there exists a sufficiency of evidence under Scots law, to justify consideration of criminal proceedings notwithstanding that a report is not submitted to the procurator fiscal because either

(i) by standing agreement with the procurator fiscal, the police warn the accused due to the minor nature of the offence, or

(ii) reporting is inappropriate due to the non-age of the accused, death of the accused or other similar circumstances.

For some types of crimes and offences the case is cleared up immediately because the offender is caught in the act e.g. motoring offences. In Scots law, the confession of an accused person to a crime would not in general be sufficient to allow a prosecution to be taken, as corroborative evidence is required. Thus, a case cannot be regarded as 'cleared up' on the basis of a confession alone.

Classification

5.14 The classification of crimes and offences used by The Scottish Executive Justice Department for criminal statistics contains about 350 codes. These are grouped in this bulletin as follows: -

Category	Notes
Homicide	- Comprises murder and culpable homicide.
Attempted Murder	
Serious assault	
Robbery	- Includes assault with intent to rob.
Vandalism	- Includes malicious mischief.
Reckless conduct with firearms	
Firearms Act 1968 offences	- Includes possessing a firearm with intent to endanger life, commit crime or resist arrest.
Minor assault	
Other crimes and offences	- Includes carrying an offensive weapon, Prevention of Crimes Act 1871, poaching and protection of wildlife legislation.

Other

5.15 The following symbols are used throughout the tables in this bulletin.

- = Nil

* = less than 0.5

5.16 Clearly, only a limited selection of tables can be included in any statistical bulletin. Further analyses of recorded crimes and offences involving firearms statistics can be supplied on request once the bulletin is published. This includes available information relating to time periods other than those covered in the bulletin. In certain cases a fee is charged. For details of what can be provided please telephone Justice Statistics on 0131 244 2219 or e-mail: JusticeStatistics@scotland.gsi.gov.uk.

SCOTTISH EXECUTIVE STATISTICAL SERVICES

OUR AIM

The aim of the Statistical Service is to provide relevant and reliable information, analysis and advice that meet the needs of government, business and the people of Scotland.

OBJECTIVES

1. **To produce statistics and analysis relevant to user needs by**
 - Developing the range of statistics and analysis we produce;
 - Where practicable improving timeliness;
 - Providing more statistics disaggregated by age, gender and ethnicity;
 - Developing more data for small areas through the Neighbourhood Statistics project;
 - Contributing to production of comparable statistics across the UK and internationally.
2. **To ensure effective use of our statistics by**
 - Contributing more directly to policy processes inside and where possible outside government;
 - Improving access to and presentation of data and analysis;
 - Improving the advice provided on statistics.
3. **To work effectively with users and providers by**
 - Maintaining arrangements to consult and involve users and providers
 - Involving users and providers in planning developments in outputs and processes
4. **To develop the quality of statistics by**
 - Assuring and improving quality as an integral part of data collection and analysis and through regular reviews in line with National Statistics quality strategy;
 - Developing statistical methods, systems and classifications;
 - Working with the rest of the Government Statistical Service to develop joint approaches/solutions where appropriate.
5. **To assure the integrity of statistics by**
 - Maintaining and promoting integrity through implementation of the National Statistics Code of Practice and related protocols;
 - Safeguarding the confidentiality of data subjects.
6. **To ensure the efficient and effective delivery of statistics products and services by**
 - Making best use of all sources including administrative sources,
 - Minimising the burden on data providers through Survey Monitoring & Advice;
 - Ensuring value for money;
 - Making best use of Information and Communications Technology;
 - Working with other analysts;
 - Ensuring effective communication within the Statistician Group.
7. **To develop our workforce and competences**
 - Ensuring recruitment of staff with the necessary skills and potential;
 - Ensuring development of expertise amongst existing staff;
 - Promoting and upholding the standards of the statistics profession.

This is a National Statistics publication

"This is a National Statistics publication. It has been produced to high professional standards set out in the National Statistics Code of Practice and Release Practice Protocol.
http://www.statistics.gov.uk/about_ns/cop/default.asp

These statistics undergo regular quality assurance reviews to ensure that they meet customer needs. They are produced free from any political interference."

Details of pre-release access will be provided in the Scottish Executive Statistics Website under 'Forthcoming Releases'

Correspondence and enquiries

Enquiries on Recorded Crimes and Offences involving Firearms, Scotland, 2005-06 should be addressed to:

David Cruickshank
 Scottish Executive Justice Department
 Analytical Services Division
 1 WR St Andrew's House
 EDINBURGH EH1 3DG
 Telephone: (0131) 244 8322; Fax (0131) 244 2109
 e-mail: JusticeStatistics@scotland.gsi.gov.uk

General enquiries on Scottish Executive statistics can be addressed to:

Ryan Stewart
 Office of the Chief Statistician
 Scottish Executive
 3 Floor West Rear, St Andrews House
 EDINBURGH EH1 3DG
 Telephone: (0131) 244 0442; Fax: (0131) 244 0335
 e-mail: statistics.enquiries@scotland.gsi.gov.uk

Advice on specific areas of Scottish Executive statistical work can be obtained from staff at the telephone numbers given below:

Scottish Executive Statistics contacts

Schools – qualifications	(0131) 244 0315
Schools – pupils and teachers	(0131) 244 1689
Further and Higher Education	(0141) 242 0273
The Economy	(0131) 244 2234
Labour market	(0141) 242 5446
Business	(0141) 242 5446
Income, Tax and Benefits	(0131) 244 2583
Local government finance	(0131) 244 7033
Environment, planning & local government staffing	(0131) 244 0445
Equality	(0131) 244 0442
Housing	(0131) 244 7236
Transport	(0131) 244 7255
Health	(0131) 244 3432
Community Care	(0131) 244 3777
Social Justice	(0131) 244 0442
Scottish Executive personnel	(0131) 244 3926
Agricultural census and labour force	(0131) 244 6150
Fisheries	(0131) 244 6441
Courts and law	(0131) 244 2227
Recorded crime	(0131) 244 2635
Prisons	(0131) 244 2147

Other contacts for Scottish statistics

Forestry Commission	(0131) 314 6337
The Scottish Funding Councils for Higher and Further Education	(0131) 313 6575
General Register Office for Scotland - Vital statistics and publications - Population statistics, census statistics or digital boundary products	(0131) 314 4243 (0131) 314 4254

For **general enquiries about National Statistics** in the United Kingdom Government contact the National Statistics Public Enquiry Service on **020 7533 5888**
 minicom: 01633 812399
 Email: info@statistics.gov.uk
 Fax: 01633 652747
 Letters: room DG/18, 1 Drummond Gate, LONDON SW1V 2QQ

You can also find National Statistics on the internet - go to **www.statistics.gov.uk**

If you would like to be consulted about new or existing statistical collections or to receive notification of forthcoming statistical publications, please register your statistical interest on the Scottish Executive ScotStat web site at **www.scotland.gov.uk/scotstat**

Current staff names, e-mail addresses and the publications listed below as well as a range of other statistical publications can be found on the Scottish Executive Web site at **www.scotland.gov.uk/stats**

Further information on the General Register Office for Scotland is available on the website **www.gro-scotland.gov.uk**

Most recent Justice Statistical Publications relating to the Crime and Justice theme

Ref no.	Title	Last published	Price
CrJ/2005/12	Homicide in Scotland, 2004/05	December 2005	£2.00
CrJ/2006/1	Criminal Justice Social Work Statistics, 2004-05	January 2006	£2.00
CrJ/2006/2	Fire Statistics Scotland, 2004	February 2006	£2.00
CrJ/2006/3	Criminal Proceedings in Scottish Courts	April 2006	£2.00
CrJ/2006/4	Firearms Certificate Statistics, Scotland, 2005	May 2006	£2.00
CrJ/2006/5	Prison Statistics Scotland, 2005/06	August 2006	£2.00
CrJ/2006/6	Recorded Crime in Scotland, 2005/06	September 2006	£2.00
CrJ/2006/7	Domestic Abuse Recorded by the Police in Scotland, 2005-06	September 2006	£2.00
Statistic Release	Reconvictions Of Offenders Discharged From Custody Or Given Non-Custodial Sentences In 2002/03, Scotland	November 2006	N/A

Additional copies of these publications may be purchased from **Scottish Executive Publication Sales, Blackwell's Bookshop, 53 South Bridge, Edinburgh, EH1 1YS**, Telephone: 0131 622 8283 or 0131 622 8258, Fax: 0131 557 8148 or 0131 557 8149. Cheques should be made payable to 'Blackwell's Bookshop'.

Complaints and suggestions

If you are not satisfied with our service, please write to the Chief Statistician, Mr Rob Wishart, 3rd Floor West Rear, St Andrews House, Edinburgh, EH1 3DG, Telephone: (0131) 244 0302, e-mail rob.wishart@scotland.gsi.gov.uk. We also welcome any comments or suggestions that would help us to improve our standards of service.

ISSN 0264 1178
 ISBN 0 7559 6331 8

Price £2.00

ISBN 0-7559-6331-8



9 780755 963317

Crown Copyright
 Brief extracts from the Crown Copyright material in this publication may be reproduced provided the source is fully acknowledged.