

Planning Performance Statistics 2018/19 published

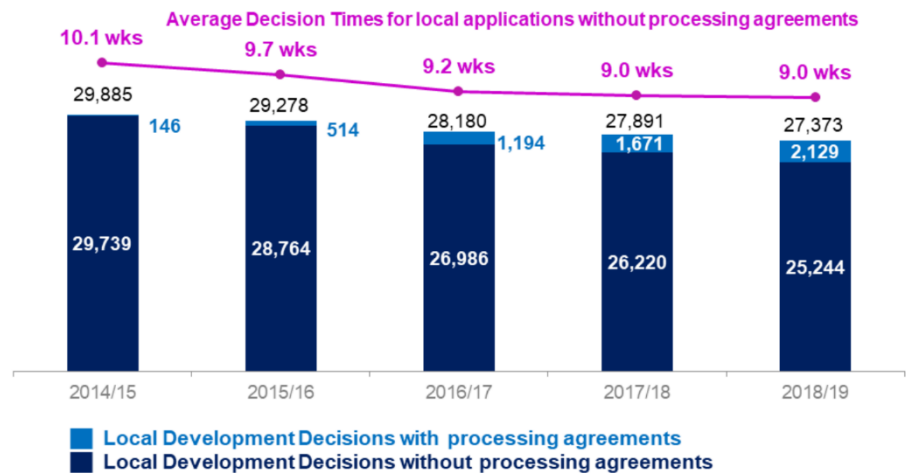
In 2018/19 Planning Authorities decided 27,373 local planning applications and 325 major planning applications.

\* The figures include applications subject to processing agreements.



Decision time for local developments matches quickest annual decision time since 2012/13

The average decision time for local development applications was 9.0 weeks, matching the previous year which was the quickest annual decision time since this data collection started.

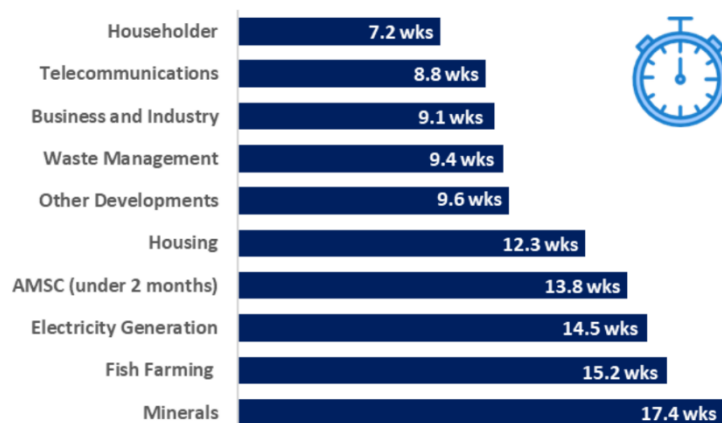


Local development decisions were quickest for householders

In 2018/19 the quickest average decision time was for householders making changes to their property, 7.2 weeks.

The longest was for applications for mineral developments, 17.4 weeks.

Local Planning Applications - Average Decision Time (weeks)



Planning Applications by Development Type, 2018/19



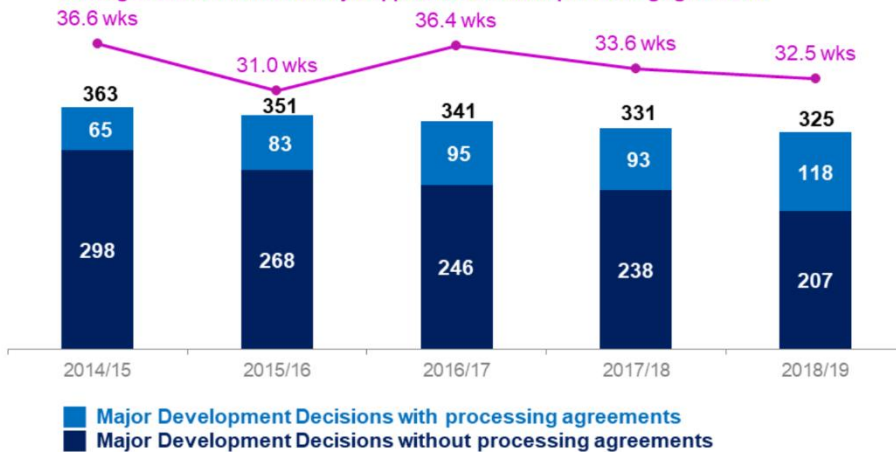
More than a third of planning applications made by householders

In 2018/19 householders making property changes made more than a third (37%) of all applications, 13,071 out of 35,396. Housing applications were the third largest group with 5,467 applications, 15% of the total.

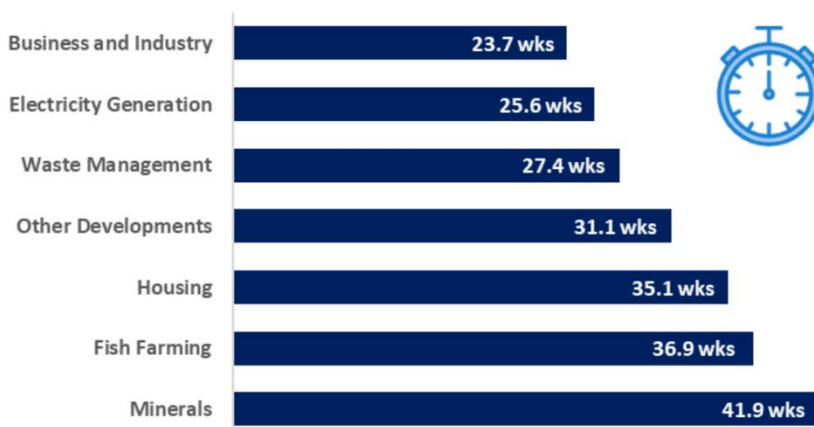
Falls in decision time for major developments since 2016/17

In 2018/19 the average decision time for major development applications not subject to processing agreements was 32.5 weeks, the quickest since 2015/16.

Average Decision Times for major applications without processing agreements



Major Planning Applications - Average Decision Time

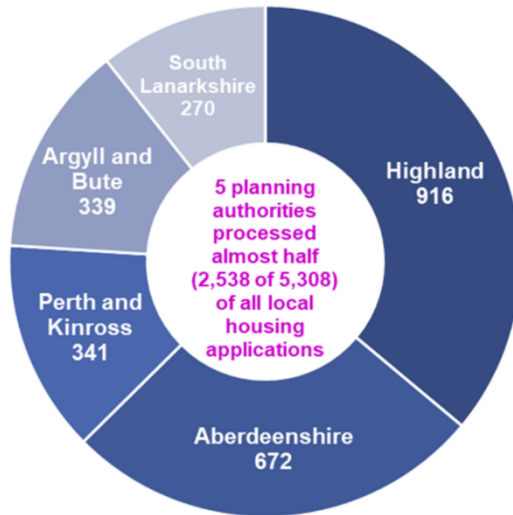


Major development decisions were quickest for business and industry applications

In 2018/19 the quickest average decision time for major developments was for business and industry applications, 23.7 weeks. The longest was for mineral developments, 41.9 weeks.

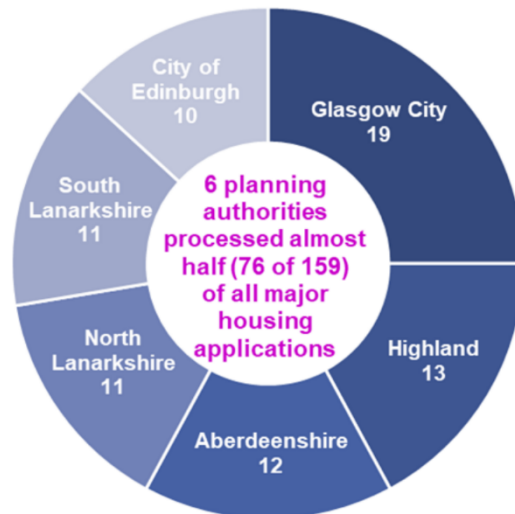
Almost half of all local housing applications processed by five local authorities

In 2018/19 48% of local housing applications were processed by five local authorities. Highland had the highest number (916), 17% of the Scotland total.



Almost half of all major housing applications processed by six local authorities

In 2018/19 48% of major housing applications were processed by six local authorities. Glasgow City had the highest number (19), 12% of the Scotland total.



In 2018/19 most planning applications were approved

93.7% of all planning applications with decisions in 2018/19 were approved by planning authorities.

**93.7% of all planning applications approved**