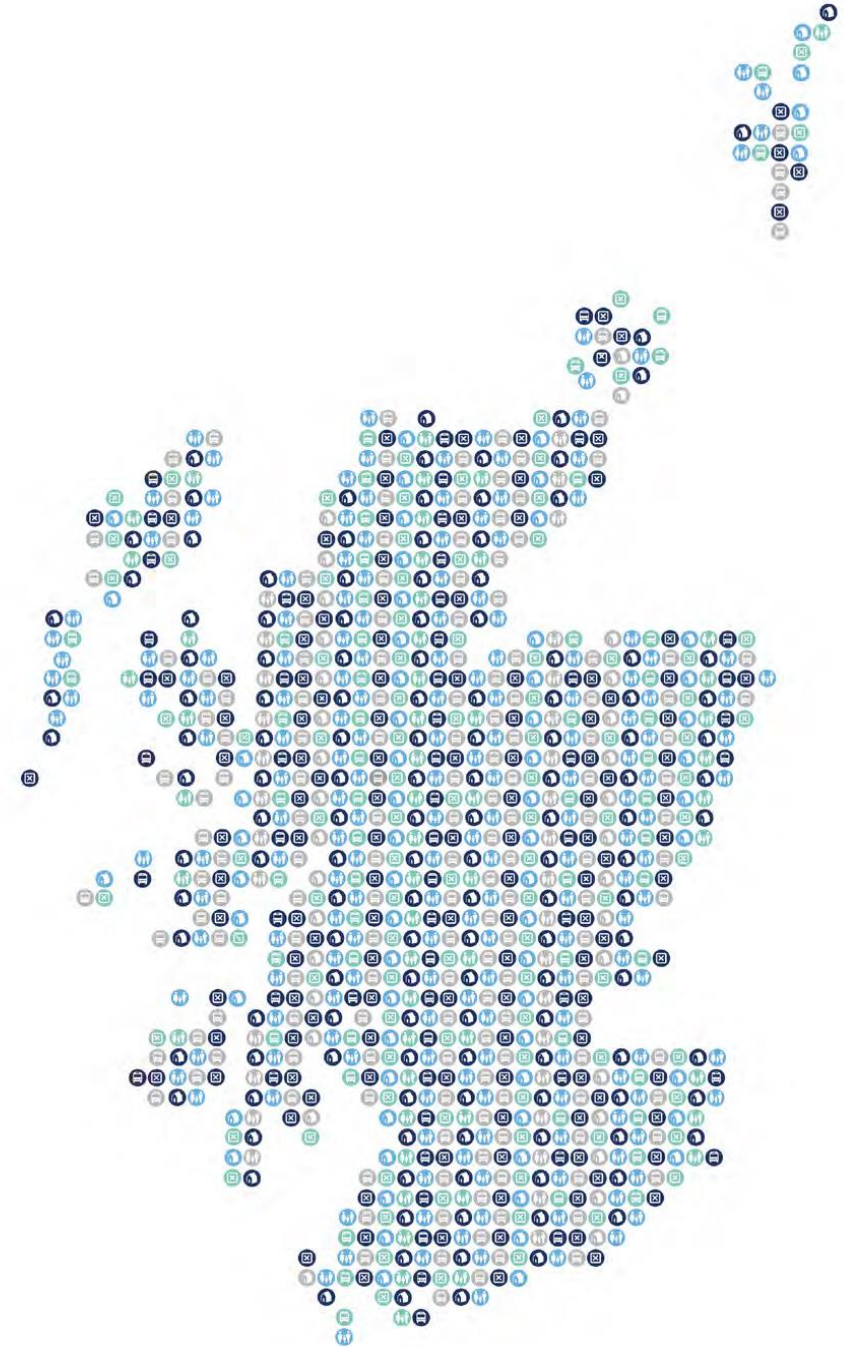




Scottish
Household
Survey ✓







Twitter

ScotStat (@ScotStat) | Twitter <https://twitter.com/ScotStat>

SHS is essentially 3 surveys in one



<http://www.gov.scot/SHS/>



The SHS Interviewers





Aim ...

producing robust, quality and independent National Statistics on people's views and behaviour and feeding these into public policy in Scotland



SCOTTISH EXECUTIVE

Press Release

FIRST RESULTS FROM NEW HOUSEHOLD SURVEY

PREPARED BY THE GOVERNMENT STATISTICAL SERVICE

Thanks to the first ever Scottish Household Survey, the Scottish Parliament will be better making key decisions affecting people's lives.

The Survey was commissioned by the Government to provide the Scottish Parliament with information about the composition, characteristics and behaviour of Scottish households and local authority level.

The survey focuses on the areas of transport, local government and social inclusion issues, housing, health and personal finances.

Some key findings from interviews conducted in the first quarter of 1999 include:

- Three-fifths of Scottish households now either own their own homes outright (22 per cent) or with the help of a loan or mortgage (39 per cent).
- Six out of ten households have access to at least one motor vehicle, though this is lower for those in the lowest net income group - 33 per cent of households in the lowest net income group have access to a car, compared with 94 per cent of those in the highest income group.
- While 15 per cent of adults use recycling facilities at least once a week, 43 per cent use them at least once a month.
- 29 per cent of Scottish households have a computer and 12 per cent (or roughly one in eight) have access to the Internet from home. Men are more likely than women to have Internet access and younger people more likely than older people.
- One household in eight does not have access to a bank or building society account and 10 per cent of householders have no savings or investments.
- 20 per cent of adults regularly give up time to help as a volunteer or organiser.

How we have changed?

- In 1999
- 22% of Scottish household own their own home outright (in 2017 – 32%)
- Only 15% of adults use recycling facilities once a week
- In 1999 29% of Scottish household had a computer and 12% had access to the internet from home. In 2017 85% of Scottish households reported having internet access at home
- Over half of households (56%) reported they managed well or very well financially in 2017, an increase of 14 percentage points since 1999.

Response rate trends maintaining

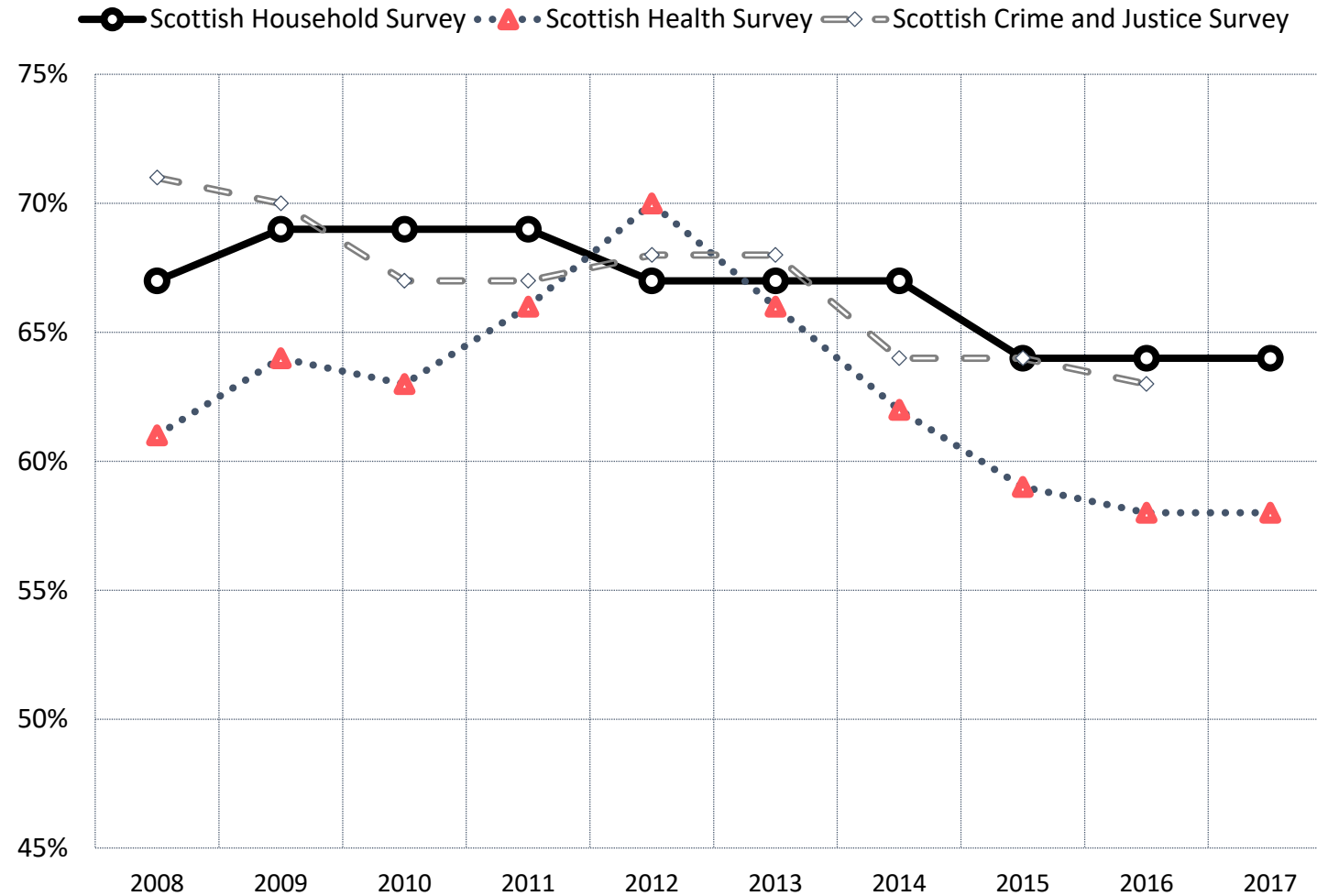
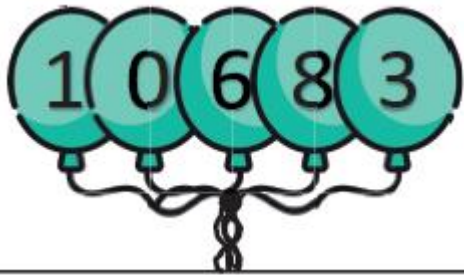
The response rate of the Scottish Household Survey in 2017 was:

64%



This means over 6 out of every 10 people who we asked to take part, did.

Click me for more details



Two main publications:

Scotland's People Annual Report: Scottish Household Survey

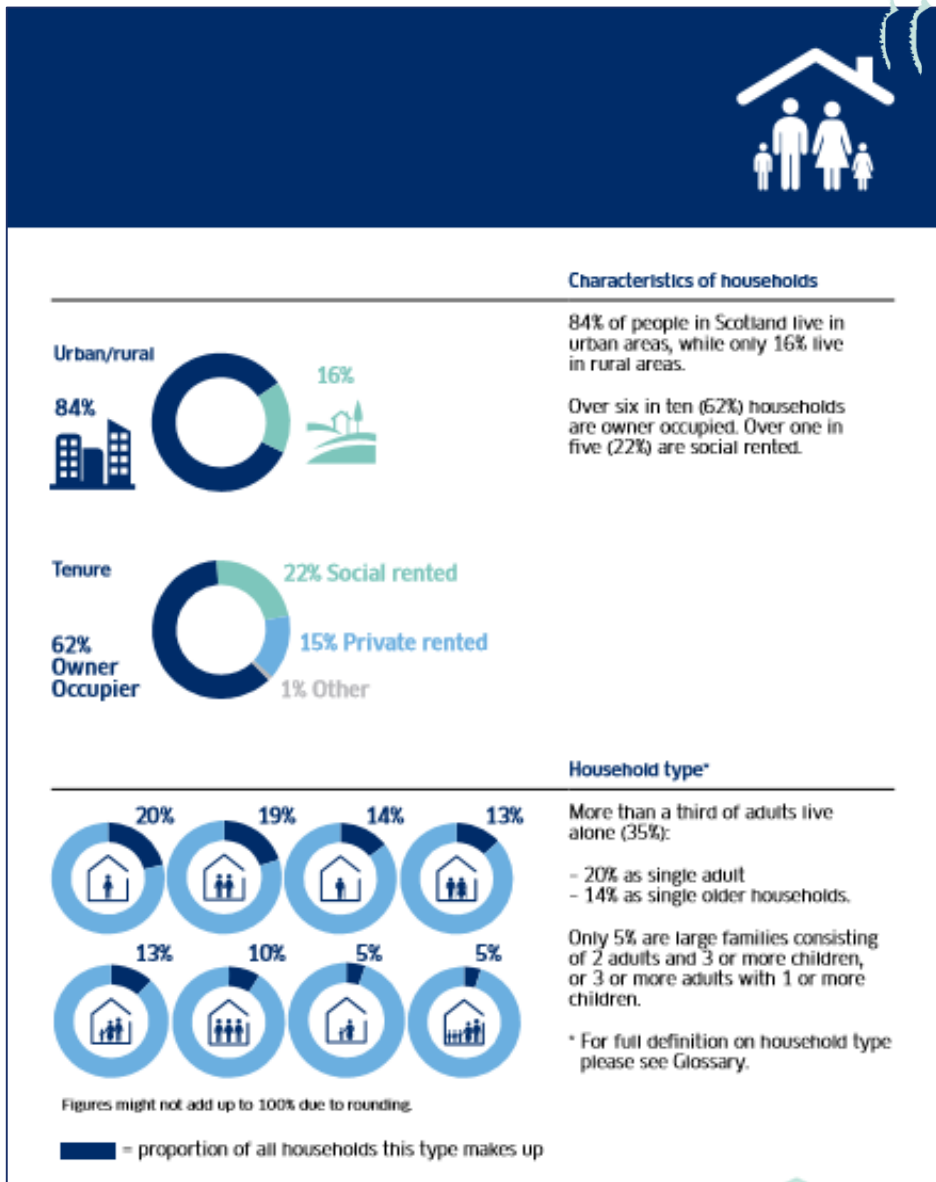
Local Authority Tables

And also...

- **SHS Key Findings Summary Report**
- SHS Climate Change Topic Report
- **SHS Data Comic**
- Bespoke report – Fife
- **Local Authority Services and Performance Dashboard**

Key Findings Report

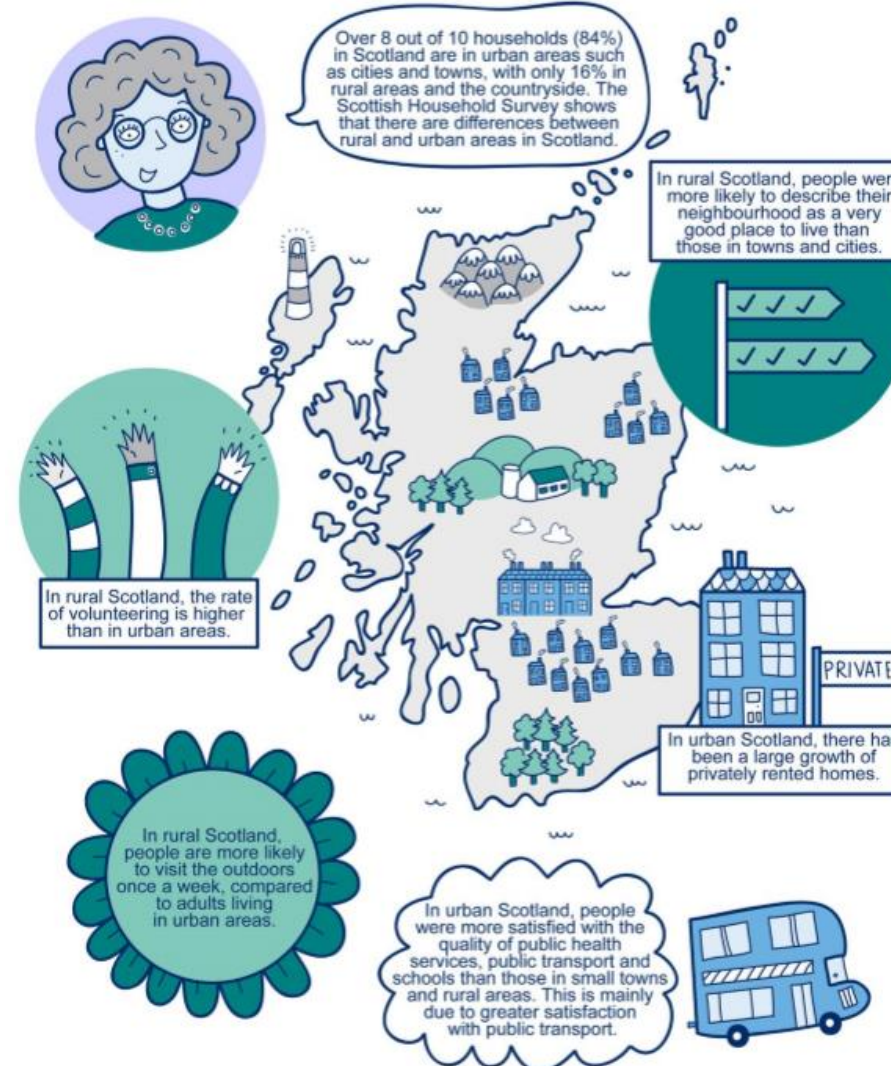
- 30 page infographic style report
- Focusses on the National Indicators in the SHS



RURAL & URBAN SCOTLAND

SHS Data Comic

- Used to heighten awareness of the survey and to increase survey participation.
- It will also extend the audience of the survey results beyond stakeholders and academics by creating easy-to-follow statistical output, making the survey results accessible to the general public.





<http://www.gov.scot/SHS/>

Local Authority Services and Performance Dashboard

Select a variable:

- Local Authorities
- Age
- Gender
- Urban Rural Classification
- SIMD Quintiles

Statement:

I want greater involvement in decision-making

Local Authority:

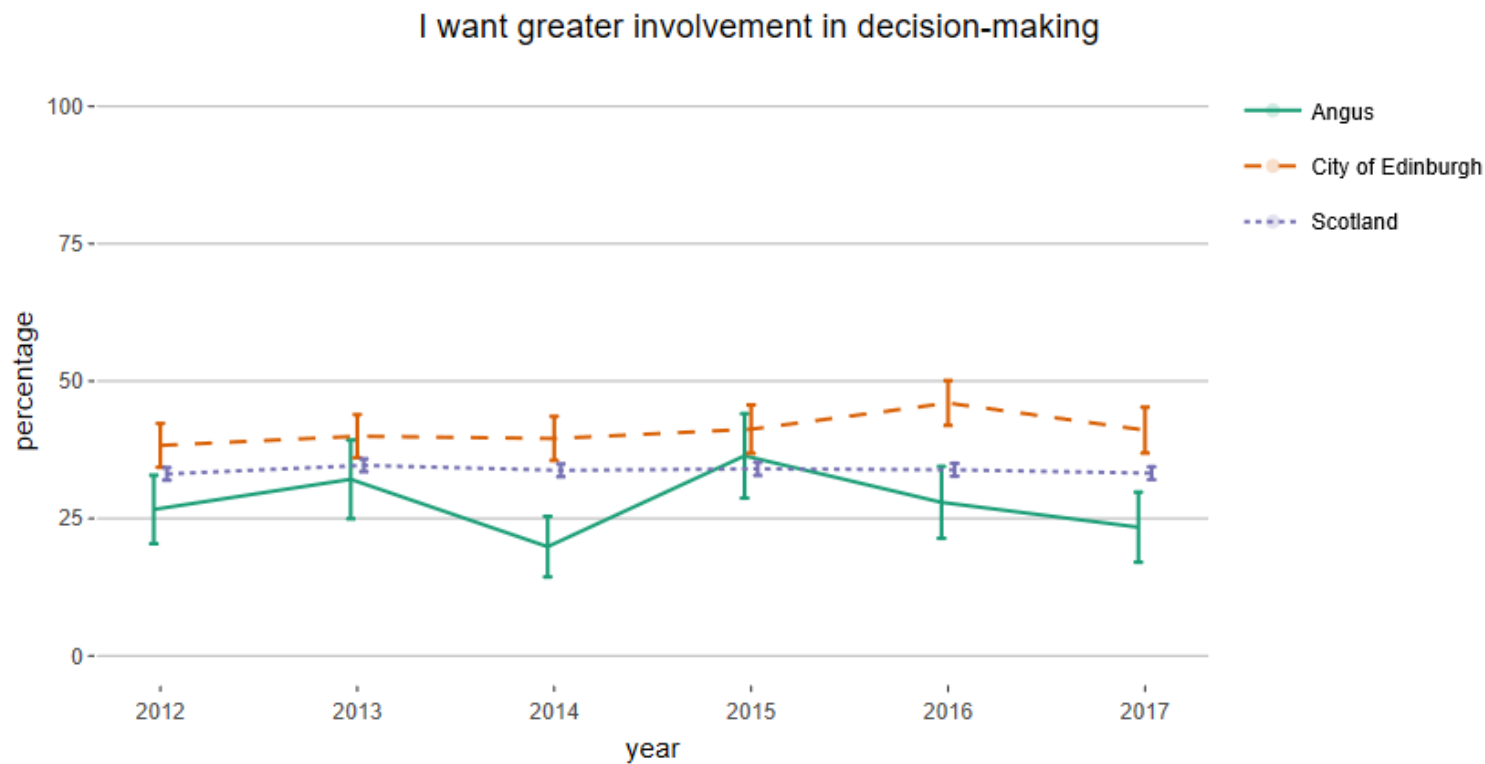
Scotland City of Edinburgh Angus

Clear Selected

Show Confidence Intervals

Y-axis zoom level:

- Full scale
- Zoom to data



Frequently Asked Questions

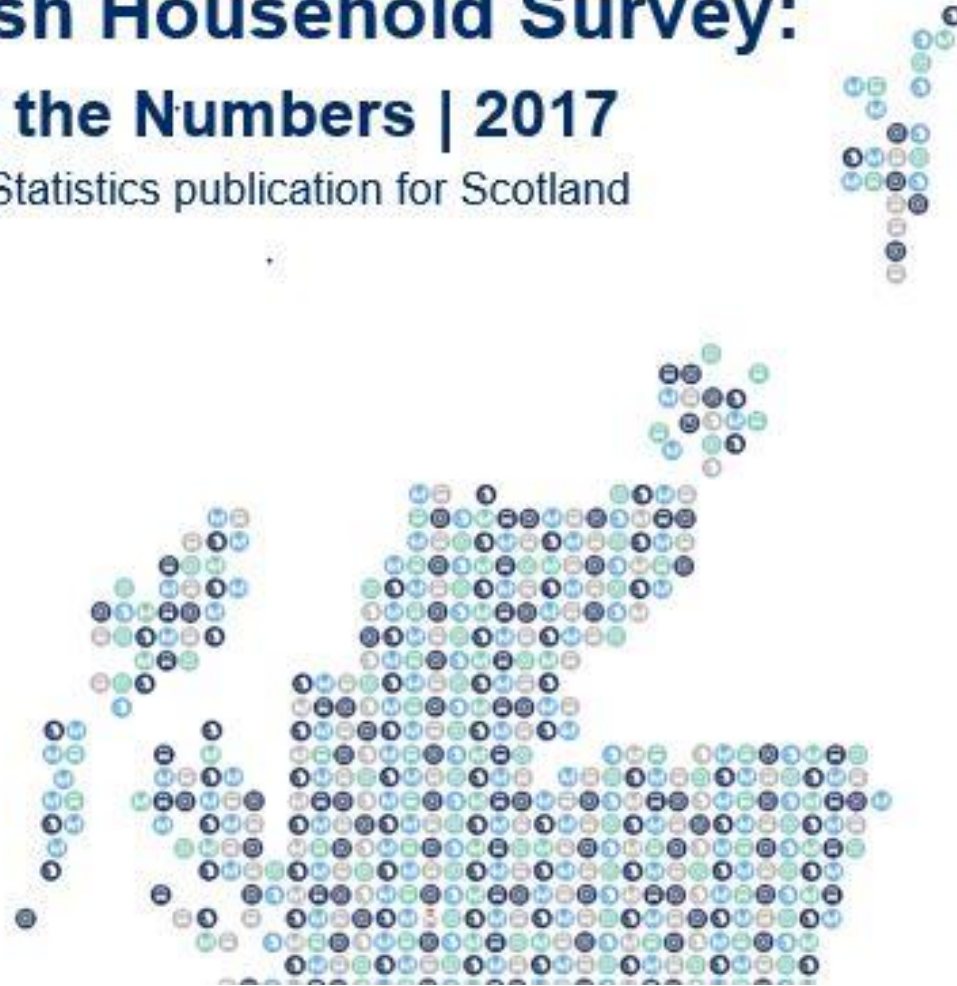
How are the values collected?

How can I zoom in and out on the chart?

Scottish Household Survey:

Behind the Numbers | 2017

A National Statistics publication for Scotland



Request tables or data

Requests cover topics such as:

- Informing the Child Poverty Framework
- Anti-social behaviour and social tenants

Microdata

Allows users to carry out their own analysis on the SHS



BBC Scotland News ✓

@BBCScotlandNews

Follow



More than half of Scottish households say they are "managing well" financially, according to figures published by Scotland's chief statistician bbc.in/2PySGcQ



4:10 AM - 4 Sep 2018

6 Retweets 13 Likes





Ipsos MORI

**Want to get
involved?**



High profile, highly respected and well established Scottish social surveys. Take the opportunity to be part of the Ipsos MORI interviewing team, supporting the Scottish Government, to help shape Scotland's future!

Interested?

Visit www.ipsos-mori.com/interviewers or

call 0808 129 6824 quoting ref 232



The Scottish
Government

Contact

- **Webpage:** <http://www.gov.scot/SHS>
- **Email:** shs@gov.scot
- **Twitter:** ScotStat (@ScotStat) [#ScottishHouseholdSurvey](https://twitter.com/ScotStat)
- **Mailing list**
- If you wish to be added to the e-mail mailing list to be kept informed of details of SHS

developments, you should register your interest in 'Population and Household Surveys' and/or the Scottish Household Survey' sub-topic on the ScotStat Register.

<http://www.gov.scot/Topics/Statistics/scotstat/Intro>

Thanks for listening

Any Questions?