

Inpatient Census 2018 Template – Part 1: Mental Health Bed Census

“XML Spreadsheet 2003” (*.xml) Template Upload Guide



This guide is for individuals who intend to upload their data by using the XML template provided by the Scottish Government. If you are intending to input your data manually into the Web Platform (and for further information on the Web Platform itself), please see the ‘Part 1 - Web Platform Guide’, available [here](#).

The Spreadsheet Templates for the main census, Hospital Based Complex Clinical Care And Long Stay, and Patients Out With NHS Scotland Provision – and all other supporting materials - can be found from the [Scottish Government Mental Health Web Page](#). Please check the website regularly for any updates to key documents – announcements will be made under ‘Latest News’. A reminder that all three parts to the census follow the same timescales

- Census point – midnight (end of) Wednesday 28 March 2018
- Submission Deadline – Thursday 31 May 2018

Please note – the examples used in the screenshots below are based on fictitious data.

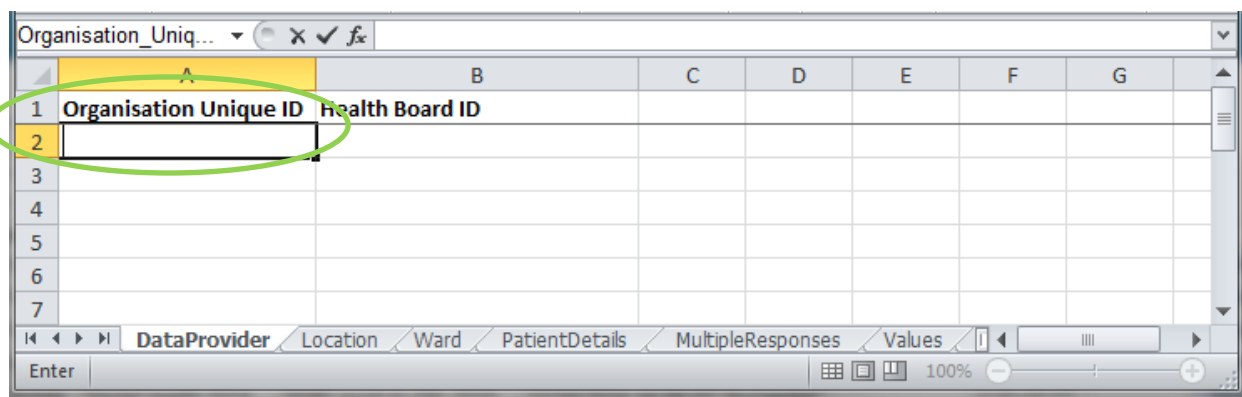
Part 1: Inpatient Census - Template

Downloadable documents:

Title:	TechDoc18
Description:	Technical Documentation for the 2018 Inpatient Census
File:	Part 1: Inpatient Census 2018 - Template [XML, 14145.4 kb: 21 Mar 2018] Open Open in new window
File:	Inpatient Census - Part 2 – Patients out with NHS Scotland Provision [XML, 6626.5 kb: 28 Mar 2018] Open Open in new window
File:	Inpatient Census - Part 3 – HBCCC [XML, 5333.9 kb: 28 Mar 2018] Open Open in new window
	Viewer Help

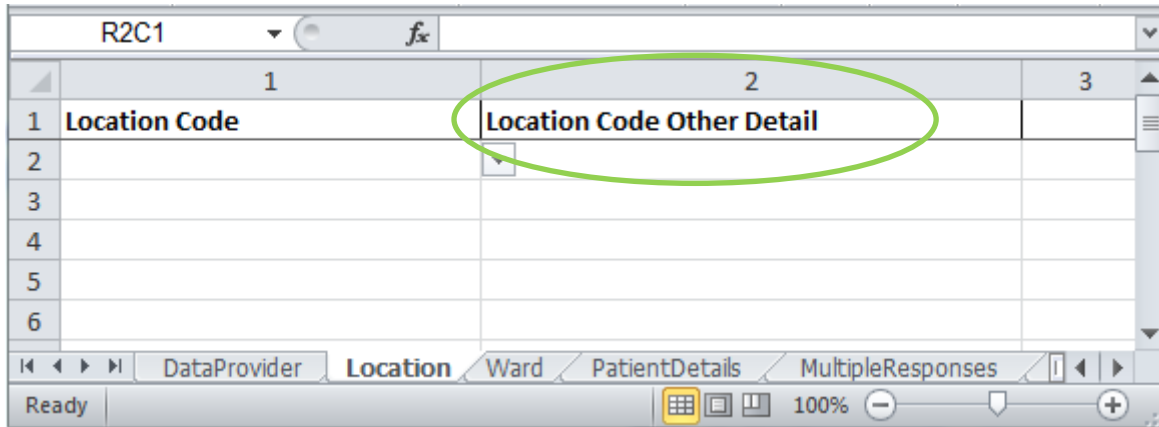
Please note, in order to avoid issues when submitting your data please refrain from altering the the format of the Spreadsheet Template i.e. adding columns or changing the size of data cells.

DataProvider Tab - in this section please enter the location code for your Hospital/Care Home (or the one for which you wish to upload data for (which can be found in Annex 2 of the main guidance)) in the cell circled below.

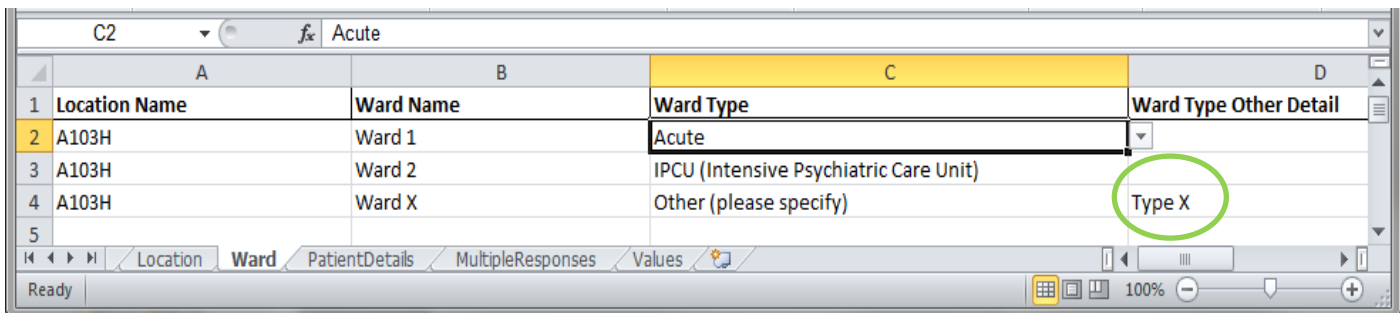


Completing the rest of the Template – There are two ways to complete the template. The first is **manual completion**, whereby all fields are completed using the drop-down options. The other is to cut and paste **coded information** (i.e. directly from Management Information systems) directly into the relevant cells. **Please note** - All coded information must match the codes set out in the [guidance document](#) and must be input by using the ‘paste’ function. You will be unable to enter codes manually into cells

Location Tab – in this section please select the location code from the drop down list. If not listed, select “98”) and enter free text within the “other detail” cell, which is circled below.



Ward Tab – in this section please enter the location code and then work along the row filling in details about the ward. If there is more than one ward applicable then please add as a new row against the same location code, as shown below. You will also need to input the “Ward Type”, using the dropdowns. If the drop down is set to “Other (please specify)”, please provide information in the adjacent “Ward Type Other Detail”, as circled below:



PatientDetails Tab – in this section please work along the row to complete all patient data. If there is more than one patient in a ward then these should be added as a new row against the same ward name, as shown in the image below. The Ward Name entered in column A must match that entered in column B of the Ward Tab.

	A	B	C	
1	Ward Name	Patient ID	CHI	Pal
2	Example Ward B	101	1234567890	Jos
3	Example Ward E	102	1234567891	Ma
4	Example Ward A	103	1234567892	Wi
5	Example Ward A	104	1234567893	Scc
6				

MultipleResponses Tab – in this section please enter the Patient ID and then work along the row filling in any relevant information. If the patient has more than one applicable drop down option for any of the information then please add another row and complete, as circled below:

	A	B	C
1	Patient ID	Dependents	Subject to other le...
2	Test0001	Child(ren) under 5	The Adult Support
3	Test0001	Child(ren) aged 5 - under 16	
4	Test0001	Child(ren) 16-18 in full time education	
5	Test0002	Partner	Mental Health Act
6			

Once you have completed the spreadsheet you must make sure the file is saved as the following type: **XML Spreadsheet 2003**. This will allow the data to be easily transferred onto the web platform.

File name:

Save as type: **XML Spreadsheet 2003**

Authors: Anthony Dewhurst Tags: Add a tag

Uploading the Spreadsheet – now you have completed and saved the Spreadsheet and are satisfied with the data you need to upload the data. Once logged on to ProcXed.net, select “Menu” (top left corner), then “Data Returns” and then “Manage Data Returns”.

You now need to select “Mental Health 2018”, under the “Data Collection Type” drop down box and “Mental Health Bed Census 2018” under “Data Collection”. It is at this point where you will be able to upload your spreadsheet by clicking “Select”, under “Data Returns” and then “Upload”. When you’re directed to the next page, make sure all the boxes (circled on the next page) are ticked before uploading.

Parent Organisation: NHS Ayrshire & Arran

Advanced Search:

Data Collection Type: Mental Health 2018

Data Collection: MHLD Inpatient Main 2018

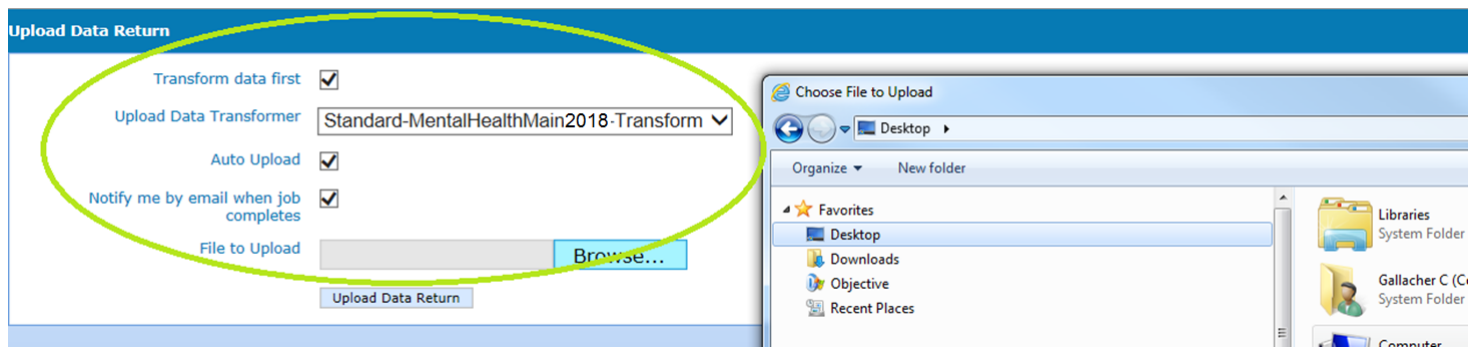
Collection Name	Data Collection	Organisation	Status	Comment	Action
MHLD Inpatient Main 2018	Mental Health 2018	NHS Ayrshire & Arran	Initialised		Select Download Xsd View Errors

Collection Name	Data Collection	Organisation	Status	Comments	Progress
MHLD Inpatient Main 2018	Mental Health 2018	NHS Ayrshire & Arran	Initialised		0/6

Status	Status Change Date	User Changing Status
Initialised	03/04/2018 11:40:52	Keith McFerran

Data Collection	Collection Name	Organisation	Population Status	Submission Status	Comments	End Date	Data Return Comments	Locked By	When	Action
Mental Health 2018	MHLD Inpatient Main 2018	Ailsa Hospital	Initialised	Pending		31/05/2018				Upload Edit
Mental Health 2018	MHLD Inpatient Main 2018	Arrol Park Resource Centre	Initialised	Pending		31/05/2018				Upload Edit
Mental Health 2018	MHLD Inpatient Main 2018	Ayrshire Central Hospital	Initialised	Pending		31/05/2018				Upload Edit
Mental Health 2018	MHLD Inpatient Main 2018	Crosshouse Hospital	Initialised	Pending		31/05/2018				Upload Edit
Mental Health 2018	MHLD Inpatient Main 2018	East Ayrshire Community Hospital	Initialised	Pending		31/05/2018				Upload Edit
Mental Health 2018	MHLD Inpatient Main 2018	NHS Ayrshire & Arran	Initialised	Pending		31/05/2018				Upload Edit

Tip: If you are a Health Board you will be able to select from a list of hospitals that you wish to upload to. You can only select one at a time, and a separate template will need to be uploaded for each. If you are a Hospital, you will only be able to upload a template for your current location.



Once your spreadsheet has been uploaded onto the system you are encouraged to check data quality before submission.

Validation report – Click on “Data Returns”, “Validation Errors”, select the data collection using the drop downs and then any errors will be displayed. At this point you will be able to check for any errors in the data which can then be amended. Amendments can be made either by re-submitting a spreadsheet or manually in ProcXed. **Please note, every time a spreadsheet is uploaded onto ProcXed it will over-write all data from the previous submission.** To enter data manually in to the form you need to ensure that you are in “Edit” mode. By clicking on “Edit” as shown below – you will be presented automatically with the data entry form.

Manage Data Returns

Parent Organisation: NHS Ayrshire & Arran

Advanced Search:

Data Collection Type: Mental Health 2018

Data Collection: MHL D Inpatient Main 2018

Collection Name	Data Collection	Organisation	Status	Comments	Action
MHL D Inpatient Main 2018	Mental Health 2018	NHS Ayrshire & Arran	Initialised		Select Download Xsd View Errors

Collection Name	Data Collection	Organisation	Status	Comments	Progress
MHL D Inpatient Main 2018	Mental Health 2018	NHS Ayrshire & Arran	Initialised		0/6

Status	Status Change Date	User Changing Status
Initialised	03/04/2018 11:40:52	Keith McFerran

Data Collection	Collection Name	Organisation	Population Status	Submission Status	Comments	End Date	Data Return Comments	Locked By	When	Action
Mental Health 2018	MHL D Inpatient Main 2018	Ailsa Hospital	Initialised	Pending		31/05/2018				Upload Edit
Mental Health 2018	MHL D Inpatient Main 2018	Arrol Park Resource Centre	Initialised	Pending		31/05/2018				Upload Edit
Mental Health 2018	MHL D Inpatient Main 2018	Ayrshire Central Hospital	Initialised	Pending		31/05/2018				Upload Edit
Mental Health 2018	MHL D Inpatient Main 2018	Crosshouse Hospital	Initialised	Pending		31/05/2018				Upload Edit
Mental Health 2018	MHL D Inpatient Main 2018	East Ayrshire Community Hospital	Initialised	Pending		31/05/2018				Upload Edit
Mental Health 2018	MHL D Inpatient Main 2018	NHS Ayrshire & Arran	Initialised	Pending		31/05/2018				Upload Edit

Summary Reports – click on “Menu”, “Reports”, “View reports”. Use the drop downs to select the report you wish to run. The reports will provide you with summary level information to double check patient numbers. A variety of cuts of the data are presented to allow you to check data quality.

Remember to regularly press the “Save” button . The system will automatically time out if inactive for longer than 10 minutes and any unsaved work will be lost.

Additionally, if multiple users from the same location (hospital/care home) plan to do any manual editing, please note there can only be one person editing the form at any one time. If a new person logging in decides to make further edits they should ensure the form is in “Edit Mode”, otherwise any changes that may have been made will not be saved. To release the form for someone else to “Edit”, please select unlock.

Submitting Data – If you are entering data at ‘Hospital’ level, when you are satisfied that you have entered all of your data and addressed any validation errors, you will have the option to ‘Submit for Review’. This lets your health board know that you have finished submitting your data and gives them the chance to review the data before final submission to the Scottish Government. Once your data is ‘submitted for review’ you will be unable to perform any further edits (as will other users assigned to your hospital), unless it is released back to you.

Now that you have checked the quality of your data and you are satisfied and ready to submit, you can either click on the top toolbar next to save (when you are in edit mode) – there is a button named “save and submit for review”.

Alternatively, if you click on Menu, Data Returns, Manage Data returns – you should get a screen as shown below. You may need to click on “unlock” first to have the ‘submit for review’ button made available to you for selection.

Locked – Select Unlock

Parent Organisation: NHS Ayrshire & Arran

Advanced Search:

Data Collection Type: Mental Health 2018

Data Collection: MHBC 2018

Collection Name	Data Collection	Organisation	Status	Comments	Action
MHBC 2018	Mental Health 2018	NHS Ayrshire & Arran	InProgress		Select Download Xsd View Errors

Collection Name	Data Collection	Organisation	Status	Comments	Progress
MHBC 2018	Mental Health 2018	NHS Ayrshire & Arran	InProgress		4/5

Status	Status Change Date	User Changing Status
Initialised	10/03/2018 09:26:03	Stewart McIntosh
InProgress	03/04/2018 18:14:36	Colin Gallacher

Data Collection	Collection Name	Organisation	Population Status	Submission Status	Comments	End Date	Data Return Comments	Locked By	When	Action
<input type="checkbox"/>	Mental Health 2018	MHBC 2018	Ailsa Hospital	Populated	Rejected	31/03/2018				Upload View Edit Download Xml Submit For Review
<input type="checkbox"/>	Mental Health 2018	MHBC 2018	Arrol Park Resource Centre	Populated	Rejected	31/03/2018				Upload View Edit Download Xml Submit For Review
<input type="checkbox"/>	Mental Health 2018	MHBC 2018	Ayrshire Central Hospital	Populated	SubmittedForReview	31/03/2018				Upload View Edit Download Xml Approve Reject
<input type="checkbox"/>	Mental Health 2018	MHBC 2018	Crosshouse Hospital	Populated	Pending	31/03/2018		Colin Gallacher	04/04/2018 15:46	Upload View Edit Download Xml Unlock Submit For Review
<input type="checkbox"/>	Mental Health 2018	MHBC 2018	East Ayrshire Community Hospital	Initialised	Pending	31/03/2018				Upload Edit

Batch Submit for Review Batch Approve Batch Reject

Unlock button

Submit for Review Button:

Parent Organisation: NHS Ayrshire & Arran

Advanced Search:

Data Collection Type: Mental Health 2018

Data Collection: MHBC 2018

Collection Name	Data Collection	Organisation	Status	Comments	Action
MHBC 2018	Mental Health 2018	NHS Ayrshire & Arran	InProgress		Select Download Xsd View Errors

Collection Name	Data Collection	Organisation	Status	Comments	Progress
MHBC 2018	Mental Health 2018	NHS Ayrshire & Arran	InProgress		4/5

Status	Status Change Date	User Changing Status
Initialised	10/03/2018 09:26:03	Stewart McIntosh
InProgress	03/04/2018 18:14:36	Colin Gallacher

Data Collection	Collection Name	Organisation	Population Status	Submission Status	Comments	End Date	Data Return Comments	Locked By	When	Action
<input type="checkbox"/>	Mental Health 2018	MHBC 2018	Ailsa Hospital	Populated	Rejected	31/03/2018				Upload View Edit Download Xml Submit For Review
<input type="checkbox"/>	Mental Health 2018	MHBC 2018	Arrol Park Resource Centre	Populated	Rejected	31/03/2018				Upload View Edit Download Xml Submit For Review
<input type="checkbox"/>	Mental Health 2018	MHBC 2018	Ayrshire Central Hospital	Populated	SubmittedForReview	31/03/2018				Upload View Edit Download Xml Approve Reject
<input type="checkbox"/>	Mental Health 2018	MHBC 2018	Crosshouse Hospital	Populated	Pending	31/03/2018				Upload View Edit Download Xml Submit For Review
<input type="checkbox"/>	Mental Health 2018	MHBC 2018	East Ayrshire Community Hospital	Initialised	Pending	31/03/2018				Upload Edit

Batch Submit for Review Batch Approve Batch Reject

An example of the Submit For Review button

Submitting the Entire Return (Health Board Level, all hospitals)

For a Health Board to submit the Mental Health Bed Census Return, all of the individual data return components (Hospitals) **must** first have been submitted. Also any components that are ‘locked’ **must** be ‘unlocked’ as detailed above.

If you are unsatisfied with any of the returns that have been submitted then you have the option to ‘reject’ them back to the user. To do this, select the ‘data component’ (Hospital) you wish to return and press ‘reject’ as below. You will then be prompted to complete a dialogue box stating your reasons for rejecting the return. It is important to complete this box as this will be emailed to the user who submitted the return as the reason for the rejection.

Parent Organisation: NHS Ayrshire & Arran

Advanced Search:

Data Collection Type: Mental Health 2018

Data Collection: MHBC 2018

Data Returns

Collection Name	Data Collection	Organisation	Status	Comments	Action
MHBC 2018	Mental Health 2018	NHS Ayrshire & Arran	InProgress		Select Download Xsd View Errors

Data Return Detail

Collection Name	Data Collection	Organisation	Status	Comments	Progress
MHBC 2018	Mental Health 2018	NHS Ayrshire & Arran	InProgress		4/5

Data Return Status Change Log

Status	Status Change Date	User Changing Status
Initialised	10/03/2018 09:26:03	Stewart McIntosh
InProgress	03/04/2018 18:14:36	Colin Gallacher

Data Return Components

Data Collection	Collection Name	Organisation	Population Status	Submission Status	Comments	End Date	Data Return Comments	Locked By	When	Action
<input type="checkbox"/>	Mental Health 2018	MHBC 2018	Alisa Hospital	Populated	Rejected	31/03/2018				Upload View Edit Download Xml Submit For Review
<input type="checkbox"/>	Mental Health 2018	MHBC 2018	Arrol Park Resource Centre	Populated	Rejected	31/03/2018				Upload View Edit Download Xml Submit For Review
<input type="checkbox"/>	Mental Health 2018	MHBC 2018	Ayrshire Central Hospital	Populated	SubmittedForReview	31/03/2018				Upload View Edit Download Xml Approve Reject
<input type="checkbox"/>	Mental Health 2018	MHBC 2018	Crosshouse Hospital	Populated	Pending	31/03/2018				Upload View Edit Download Xml Submit For Review
<input type="checkbox"/>	Mental Health 2018	MHBC 2018	East Ayrshire Community Hospital	Initialised	Pending	31/03/2018				Upload Edit

Batch Submit for Review Batch Approve Batch Reject

Example of Reject button

Once all of the returns have been submitted, the submit button will become available. Click on this to submit your return to the Scottish Government.

Manage Data Returns

Parent Organisation: NHS Ayrshire & Arran

Advanced Search:

Data Collection Type: Mental Health 2018

Data Collection: MHBC 2018

Data Returns

Collection Name	Data Collection	Organisation	Status	Comments	Action
<input type="checkbox"/>	MHBC 2018	Mental Health 2018	NHS Ayrshire & Arran	InProgress	Select Submit Download Xsd View Errors

Batch Submit

Data Return Detail

Collection Name	Data Collection	Organisation	Status	Comments	Progress
MHBC 2018	Mental Health 2018	NHS Ayrshire & Arran	InProgress		5/5

Data Return Status Change Log

Status	Status Change Date	User Changing Status
Initialised	10/03/2018 09:26:03	Stewart McIntosh
InProgress	03/04/2018 18:14:36	Colin Gallacher

Data Return Components

Data Collection	Collection Name	Organisation	Population Status	Submission Status	Comments	End Date	Data Return Comments	Locked By	When	Action
<input type="checkbox"/>	Mental Health 2018	MHBC 2018	Alisa Hospital	Populated	Approved	31/03/2018				Upload View Edit Download Xml Un Approve
<input type="checkbox"/>	Mental Health 2018	MHBC 2018	Arrol Park Resource Centre	Populated	Approved	31/03/2018				Upload View Edit Download Xml Un Approve
<input type="checkbox"/>	Mental Health 2018	MHBC 2018	Ayrshire Central Hospital	Populated	Approved	31/03/2018				Upload View Edit Download Xml Un Approve
<input type="checkbox"/>	Mental Health 2018	MHBC 2018	Crosshouse Hospital	Populated	Approved	31/03/2018				Upload View Edit Download Xml Un Approve
<input type="checkbox"/>	Mental Health 2018	MHBC 2018	East Ayrshire Community Hospital	Populated	Approved	31/03/2018				Upload View Edit Download Xml Un Approve

Batch Un Approve

Once all hospitals' returns are SubmittedForReview and Approved, this Submit button becomes available, if content please then use the button to Submit the whole return to Scottish Government. You need to click it twice, second time to confirm.

SUPPORT

Please do not hesitate to get in touch with us should you encounter any difficulties:

Website or Technical issues:

Keith McFerran, 0131 244 2365 or email keith.mcferran@gov.scot

Colin Gallacher, 0131 244 0317 or email colin.gallacher@gov.scot

alternatively, the ScotXed inbox scotxed@gov.scot

Data:

Guy McGivern, 0131 244 5523 or email swstat@gov.scot

Ellen Lynch, 0131 244 4093 or e-mail swstat@gov.scot